

# ACCELERATED DISTRIBUTION DEMONSTRATION SYSTEM

## REGULATORY INFORMATION DISTRIBUTION SYSTEM (RIDS)

ACCESSION NBR: 9003070116      DOC. DATE: 90/03/02      NOTARIZED: NO      DOCKET #  
 FACIL: 50-388 Susquehanna Steam Electric Station, Unit 2, Pennsylv      05000388  
 AUTH. NAME      AUTHOR AFFILIATION  
 WEHRY, R.R.      Pennsylvania Power & Light Co.  
 STANLEY, H.G.      Pennsylvania Power & Light Co.  
 RECIP. NAME      RECIPIENT AFFILIATION

SUBJECT: LER 90-002-00: on 900206, unplanned ESF actuation, generator load reject & reactor scram.

W/8      ltr.

DISTRIBUTION CODE: IE22T      COPIES RECEIVED: LTR 1 ENCL 1 SIZE: 5  
 TITLE: 50.73/50.9 Licensee Event Report (LER), Incident Rpt, etc.

NOTES: LPDR 1 cy. Transcripts.      05000388


	RECIPIENT ID CODE/NAME	COPIES LTRR ENCL	RECIPIENT ID CODE/NAME	COPIES LTRR ENCL
	PD1-2 LA	1 1	PD1-2 PD	1 1
	THADANI, M	1 1		
INTERNAL:	ACNW	2 2	ACRS	2 2
	AEOD/DOA	1 1	AEOD/DSP/TPAB	1 1
	AEOD/ROAB/DSP	2 2	DEDRO	1 1
	NRR/DET/ECMB 9H	1 1	NRR/DET/EMEB9H3	1 1
	NRR/DET/ESGB 8D	1 1	NRR/DLPQ/LHFB11	1 1
	NRR/DLPQ/LPEB10	1 1	NRR/DOEA/OEAB11	1 1
	NRR/DREP/PRPB11	2 2	NRR/DST/SELB 8D	1 1
	NRR/DST/SICB 7E	1 1	NRR/DST/SPLB8D1	1 1
	NRR/DST/SRXB 8E	1 1	REG FILE 02	1 1
	RES/DSIR/EIB	1 1	RGNI FILE 01	1 1
EXTERNAL:	EG&G WILLIAMS, S	4 4	L ST LOBBY WARD	1 1
	LPDR	1 1	NRC PDR	1 1
	NSIC MAYS, G	1 1	NSIC MURPHY, G.A	1 1
	NUDOCS FULL TXT	1 1		
NOTES:		2 2		

NOTE TO ALL "RIDS" RECIPIENTS:

PLEASE HELP US TO REDUCE WASTE! CONTACT THE DOCUMENT CONTROL DESK, ROOM P1-37 (EXT. 20079) TO ELIMINATE YOUR NAME FROM DISTRIBUTION LISTS FOR DOCUMENTS YOU DON'T NEED!

FULL TEXT CONVERSION REQUIRED  
 TOTAL NUMBER OF COPIES REQUIRED: LTRR 39 ENCL 39

A0/4





Pennsylvania Power & Light Company

Two North Ninth Street • Allentown, PA 18101 • 215 / 770-5151

March 2, 1990

U.S. Nuclear Regulatory Commission  
Document Control Desk  
Washington, DC 20555

SUSQUEHANNA STEAM ELECTRIC STATION  
LICENSEE EVENT REPORT 90-002-00  
FILE R41-2  
PIAS -410

---

Docket No. 50-388  
License No. NPF-22

Attached is Licensee Event Report 90-002-00. This report is being made pursuant to 10CFR50.73(a)(2)(iv), in that Susquehanna Unit 2 experienced an unplanned automatic actuation of an Engineered Safety Feature (ESF). The Reactor Protection System actuated upon a Turbine Control Valve Fast Closure resulting from a Main Generator Load Rejection. The Generator Load Rejection occurred when the 500 KV Switchyard main distribution circuit breaker opened, isolating the Main Generator from the Power Grid.

H.G. Stanley  
Superintendent of Plant - Susquehanna

RRW/mjm


cc: Mr. T. T. Martin  
Regional Administrator, Region I  
U.S. Nuclear Regulatory Commission  
475 Allendale Road  
King of Prussia, PA 19406

Mr. G. S. Barber  
Sr. Resident Inspector  
U.S. Nuclear Regulatory Commission  
P.O. Box 35  
Berwick, PA 18603-0035

9003070116 900302  
PDR ADOCK 05000388  
S PDC

IE 22

411



LICENSEE EVENT REPORT (LER)

ESTIMATED BURDEN PER RESPONSE TO COMPLY WITH THIS INFORMATION COLLECTION REQUEST: 50.0 HRS. FORWARD COMMENTS REGARDING BURDEN ESTIMATE TO THE RECORDS AND REPORTS MANAGEMENT BRANCH (P-530), U.S. NUCLEAR REGULATORY COMMISSION, WASHINGTON, DC 20555, AND TO THE PAPERWORK REDUCTION PROJECT (3150-0104), OFFICE OF MANAGEMENT AND BUDGET, WASHINGTON, DC 20503.

FACILITY NAME (1) Susquehanna Steam Electric Station - Unit 2	DOCKET NUMBER (2) 0 5   0   0   0   3   8   8	PAGE (3) 1 OF 0 4
------------------------------------------------------------------	--------------------------------------------------	----------------------

TITLE (4)  
Unplanned ESF Actuation - Generator Load Reject and Reactor Scram

EVENT DATE (5)			LER NUMBER (6)			REPORT DATE (7)			OTHER FACILITIES INVOLVED (8)		
MONTH	DAY	YEAR	YEAR	SEQUENTIAL NUMBER	REVISION NUMBER	MONTH	DAY	YEAR	FACILITY NAMES		DOCKET NUMBER(S)
0 2	0 6	9 0	9 0	0 0 2	0 0	0 3	0 2	9 0			0 5   0   0   0

OPERATING MODE (9) 1	THIS REPORT IS SUBMITTED PURSUANT TO THE REQUIREMENTS OF 10 CFR §: (Check one or more of the following) (11)									
POWER LEVEL (10) 1 10 0	<input type="checkbox"/> 20.402(b)	<input type="checkbox"/> 20.406(c)	<input checked="" type="checkbox"/> 50.73(a)(2)(iv)	<input type="checkbox"/> 73.71(b)						
	<input type="checkbox"/> 20.406(a)(1)(i)	<input type="checkbox"/> 50.38(c)(1)	<input type="checkbox"/> 50.73(a)(2)(v)	<input type="checkbox"/> 73.71(c)						
	<input type="checkbox"/> 20.406(a)(1)(ii)	<input type="checkbox"/> 50.38(c)(2)	<input type="checkbox"/> 50.73(a)(2)(vi)	OTHER (Specify in Abstract below and in Text, NRC Form 366A)						
	<input type="checkbox"/> 20.406(a)(1)(iii)	<input type="checkbox"/> 50.73(a)(2)(i)	<input type="checkbox"/> 50.73(a)(2)(vii)(A)							
	<input type="checkbox"/> 20.406(a)(1)(iv)	<input type="checkbox"/> 50.73(a)(2)(ii)	<input type="checkbox"/> 50.73(a)(2)(vii)(B)							
	<input type="checkbox"/> 20.406(a)(1)(v)	<input type="checkbox"/> 50.73(a)(2)(iii)	<input type="checkbox"/> 50.73(a)(2)(ix)							

LICENSEE CONTACT FOR THIS LER (12)	
NAME R.R. Wehry - Power Production Engineer	TELEPHONE NUMBER 7   1   7   5   4   2   -   3   6   6   4

COMPLETE ONE LINE FOR EACH COMPONENT FAILURE DESCRIBED IN THIS REPORT (13)											
CAUSE	SYSTEM	COMPONENT	MANUFACTURER	REPORTABLE TO NPRDS		CAUSE	SYSTEM	COMPONENT	MANUFACTURER	REPORTABLE TO NPRDS	

SUPPLEMENTAL REPORT EXPECTED (14)				EXPECTED SUBMISSION DATE (15)		
<input type="checkbox"/> YES (If yes, complete EXPECTED SUBMISSION DATE) <input checked="" type="checkbox"/> NO				MONTH	DAY	YEAR

ABSTRACT (Limit to 1400 spaces, i.e., approximately fifteen single-space typewritten lines) (18)

At 0906 hours on February 6, 1990, with Unit 2 operating at 100% power, a main generator power/load unbalance signal, created when the 500 KV switchyard main distribution breaker opened, caused a main turbine trip. In accordance with plant design, the turbine control valves closed and an automatic reactor scram occurred. All major equipment operated per design during the transient, ECCS systems were not challenged and no abnormal operator actions were required to place the unit in a stable condition. The cause of this event was attributed to a loose "States" link in the differential current relay circuit of the 500 KV switchyard circuit breaker which connects Unit 2 to the Power Grid. High circuit resistance caused by the loose connection resulted in protective relay operation which opened the 500 KV circuit breaker, isolating the main generator from the Power Grid resulting in the power/load unbalance trip signal. The loose "States" link was replaced and checks were made of the wiring terminations and "States" links on all related accessible relay and control panels to confirm that the connections are proper in order to preclude a recurrence.

LICENSEE EVENT REPORT (LER)  
TEXT CONTINUATION

ESTIMATED BURDEN PER RESPONSE TO COMPLY WITH THIS INFORMATION COLLECTION REQUEST: 500 HRS. FORWARD COMMENTS REGARDING BURDEN ESTIMATE TO THE RECORDS AND REPORTS MANAGEMENT BRANCH (P-530), U.S. NUCLEAR REGULATORY COMMISSION, WASHINGTON, DC 20555, AND TO THE PAPERWORK REDUCTION PROJECT (3150-0104), OFFICE OF MANAGEMENT AND BUDGET, WASHINGTON, DC 20503.

FACILITY NAME (1)  Unit 2 Susquehanna Steam Electric Station	DOCKET NUMBER (2)  0 5 0 0 0 3 8 8	LER NUMBER (6)			PAGE (3)	
		YEAR 9 0	SEQUENTIAL NUMBER - 0 0 2	REVISION NUMBER - 0 0	0 2	OF 0 4

TEXT (If more space is required, use additional NRC Form 366A's) (17)

DESCRIPTION OF EVENT

At 0906 hours on February 6, 1990, with Unit 2 operating at 100% power, a Main Generator (EIIS Code: TB) power/load unbalance signal, created when the 500 KV Switchyard (EIIS Code: FK) main distribution circuit breaker opened, resulted in a Main Turbine (EIIS Code: TA) trip. Per design, the Turbine control valves closed and an automatic Reactor scram occurred. Both Reactor Recirculation (EIIS Code: AD) pumps tripped per design via the EOC-RPT logic circuitry. All control rods inserted fully. Three Safety Relief Valves (EIIS Code: SB) automatically lifted to control Reactor pressure and properly reseated. The immediate operator actions of EO-100-101, Reactor Scram, were performed. Reactor water level reached a minimum of +1 inch before recovering and all Reactor Level 3 automatic isolations functioned per design. All major equipment operated per design during the transient, Emergency Core Cooling Systems were not challenged and no abnormal operator actions were required to place the unit in a stable condition.

CAUSE OF EVENT

The normal Susquehanna 500 KV Switchyard alignment has the Unit 2 Main Generator connected to the Power Grid via both the North bus and the South bus of the 500 KV Switchyard. At 0849 hours on February 6, 1990 the 500 KV circuit breaker connecting the Unit 2 Generator to the 500 KV South bus was opened (along with all other breakers connecting the South bus with the Power Grid) in order to perform preplanned maintenance work on a motor-operated load bank switch (which also ties into the South bus). As such, the Unit 2 Generator full load, for 17 minutes prior to the event, was directed solely through the North bus 500 KV circuit breaker. Following the Turbine trip and Reactor scram at 0906 hours on February 6, 1990, a switchyard investigation was initiated. A loose "States" link in the differential current relay circuit of the Unit 2 Generator North bus 500 KV circuit breaker was found. This circuit was part of a switchyard modification which had been implemented during the 4th quarter of 1989. When the Generator full load was directed through the North bus 500 KV breaker at 0849 hours, the resulting increased secondary current flowing through the loose "States" link caused enough heating to increase the resistance of the circuit to the point where differential current relay operation occurred approximately 17 minutes later. This was evident by observed visible damage to the "States" link. The operation of the differential relay tripped the North bus 500 KV breaker which isolated the Unit 2 Main Generator from the Power Grid, resulting in a power to load unbalance and the Main Turbine trip. A review of fault recorder data confirmed that no distribution system fault had occurred. Relay calibration checks confirmed that the relays had been correctly set and were operating properly. Thus, the cause of this event was attributed to the loose "States" link in the 500 KV

LICENSEE EVENT REPORT (LER)  
TEXT CONTINUATION

ESTIMATED BURDEN PER RESPONSE TO COMPLY WITH THIS INFORMATION COLLECTION REQUEST: 500 HRS. FORWARD COMMENTS REGARDING BURDEN ESTIMATE TO THE RECORDS AND REPORTS MANAGEMENT BRANCH (P-530), U.S. NUCLEAR REGULATORY COMMISSION, WASHINGTON, DC 20555, AND TO THE PAPERWORK REDUCTION PROJECT (3150-0104), OFFICE OF MANAGEMENT AND BUDGET, WASHINGTON, DC 20503.

FACILITY NAME (1)  Unit 2 Susquehanna Steam Electric Station	DOCKET NUMBER (2)  0   5   0   0   0   3   8   8	LER NUMBER (8)			PAGE (3)	
		YEAR	SEQUENTIAL NUMBER	REVISION NUMBER		
		9   0	-   0   0   2	-   0   0	0   3	OF 0   4

TEXT (If more space is required, use additional NRC Form 366A's) (17)

circuit breaker differential current relay circuit which apparently had not been properly tightened following its installation.

REPORTABILITY/ANALYSIS


This event was determined reportable per 10CFR50.73(a) (2) (iv) in that an unplanned Engineered Safety Feature (ESF) actuation occurred when the Reactor Protection System (EIS Code: JC) initiated an automatic Reactor scram following Turbine control valve fast closure with power greater than 24%. All major equipment operated per design during the transient, Emergency Core Cooling Systems were not challenged and no abnormal operator actions were required to place the plant in a stable condition. The plant was safely shut down and there were no safety consequences or compromise to public health or safety during this incident, nor would there have been under different initial operating conditions. Generator Load Rejection is an analyzed event in the Final Safety Analysis Report, Chapter 15.

In accordance with the guidance provided in NUREG 1022 Supplement 1 Item 14.1, the required submission date for this report was determined to be 03/08/90.

CORRECTIVE ACTIONS

The loose "States" link was replaced. A comprehensive inspection of 500 KV Switchyard control wiring terminations and "States" links was performed in an effort to preclude a recurrence. This inspection included a visual inspection and tightening, as necessary, of terminations and "states" links in all relay and control panels, equipment panels, breaker cabinets, junction boxes and transformer control and mechanism cabinets. Excluded were cabinets containing high voltage or other related safety hazards. It is estimated that on the order of 100,000 terminations were inspected.

As a result of unplanned ESF actuations caused by offsite switchyard/distribution problems, PP&L is planning to perform an in-depth review of the bulk power system at Susquehanna, including all aspects of its design, construction, operation and maintenance and how it can impact Susquehanna availability.





LICENSEE EVENT REPORT (LER)  
TEXT CONTINUATION

ESTIMATED BURDEN PER RESPONSE TO COMPLY WITH THIS INFORMATION COLLECTION REQUEST: 60.0 HRS. FORWARD COMMENTS REGARDING BURDEN ESTIMATE TO THE RECORDS AND REPORTS MANAGEMENT BRANCH (P-530), U.S. NUCLEAR REGULATORY COMMISSION, WASHINGTON, DC 20555, AND TO THE PAPERWORK REDUCTION PROJECT (3150-0104), OFFICE OF MANAGEMENT AND BUDGET, WASHINGTON, DC 20503.

FACILITY NAME (1)  Unit 2 Susquehanna Steam Electric Station	DOCKET NUMBER (2)  0   5   0   0   0   3   8   8	LER NUMBER (6)			PAGE (3)	
		YEAR	SEQUENTIAL NUMBER	REVISION NUMBER		
		9   0	0   0   2	0   0	0   4	OF 0   4

TEXT (If more space is required, use additional NRC Form 366A's) (17)

ADDITIONAL INFORMATION

Failed Components Identification : Not Applicable

Previously Reported Events with similar results but with dissimilar causes:

Docket No. 50-388 LER 85-025 - Generator load reject, reactor scram. Lightning strike on 500 KV line caused logic relay failure.

Docket No. 50-387 LER 84-034 - Generator load reject, reactor scram. Phase-to-phase fault on 230 KV line (tree contact).

Docket No. 50-387 LER 88-006 - Generator load reject, reactor scram. Worker bumped 230 KV yard span protection relay.

Docket No. 50-387 LER 88-010 - Generator load reject, reactor scram. Apparent lightning strike on 500 KV line caused misoperation of ground fault relay.

Docket No. 50-387 LER 89-027 - Generator load reject, reactor scram. Loss of electrical services to the 230 KV switchyard caused tripping of main distribution breakers resulting in the generator load reject.