

## ENCLOSURE 2

M170137

NEDO-33856, Revision 3

GEH Marathon and Ultra Control Rod Lifetime Surveillance  
Update

Non-Proprietary Information – Class I (Public)

### **IMPORTANT NOTICE**

This is a non-proprietary version of NEDC-33856P, Revision 3, which has the proprietary information removed. Portions of the document that have been removed are indicated by white space with an open and closed bracket as shown here [[ ]].



**HITACHI**

**GE Hitachi Nuclear Energy**

NEDO-33856  
Revision 3  
June 2017

*Non-Proprietary Information – Class I (Public)*

## **GEH Marathon and Ultra Control Rod**

### **Lifetime Surveillance Update**

*Copyright 2017 GE-Hitachi Nuclear Energy Americas LLC*

*All Rights Reserved*

**INFORMATION NOTICE**

This is a non-proprietary version of the document NEDC-33856P, Revision 3, which has the proprietary information removed. Portions of the document that have been removed are indicated by an open and closed bracket as shown here [[ ]].

**IMPORTANT NOTICE REGARDING  
CONTENTS OF THIS REPORT**

**Please Read Carefully**

The design, engineering, and other information contained in this document are furnished for the purposes stated in the transmittal letter. The only undertakings of GEH with respect to information in this document are contained in the contracts between GEH and its customers or participating utilities, and nothing contained in this document shall be construed as changing that contract. The use of this information by anyone for any purpose other than that for which it is intended is not authorized; and with respect to any unauthorized use, GEH makes no representation or warranty, and assumes no liability as to the completeness, accuracy, or usefulness of the information contained in this document.

NEDO-33856 Revision 3  
Non-Proprietary Information – Class I (Public)

**Revision Summary**

<b>Revision No.</b>	<b>Content</b>
0	2014 Update (Note that all prior updates were issued under different document numbers.)
1	2015 Update
2	2016 Update
3	2017 Update

## TABLE OF CONTENTS

1. Introduction.....	1
2. Marathon Control Rod Description .....	2
3. Ultra Control Rod Description.....	4
4. Inspection Data .....	7
5. Evaluation .....	13
6. Planned Inspections .....	14
7. References.....	17

## LIST OF TABLES

Table 1: Marathon and Ultra Control Rod Design Comparison.....	6
Table 2: D/S Lattice* Marathon Control Rod Inspection Results .....	8
Table 3: C Lattice* Marathon Control Rod Inspection Results.....	11
Table 4: Ultra MD Control Rod Inspection Results .....	12
Table 5: Ultra HD Control Rod Inspection Results .....	12
Table 6: Planned Marathon Control Rod Inspections.....	14
Table 7: Planned Ultra Control Rod Inspections .....	14

## LIST OF FIGURES

Figure 1: Marathon Control Rod Diagram.....	2
Figure 2: Marathon Control Rod Diagram.....	3
Figure 3: Ultra Control Rod Diagram.....	5
Figure 4: Ultra MD Control Rod Inspections .....	15
Figure 5: Ultra HD Control Rod Inspections .....	16

**Acronyms and Abbreviations**

<b>Term</b>	<b>Definition</b>
ABWR	Advanced Boiling Water Reactor
B-10	Boron-10
BWR	Boiling Water Reactor
GEH	GE-Hitachi Nuclear Energy Americas LLC
IASCC	Irradiation Assisted Stress Corrosion Cracking
NRC	Nuclear Regulatory Commission
SER	Safety Evaluation Report

## **1. Introduction**

GE-Hitachi Nuclear Energy Americas LLC (GEH) actively maintains a surveillance program consisting of visual inspections of Marathon, Ultra MD, and Ultra HD control rods in accordance with the requirements of their respective Nuclear Regulatory Commission (NRC) Safety Evaluation Reports (SERs): Marathon (Reference 1), Ultra MD (Reference 2), and Ultra HD (Reference 3). A summary of the status of this surveillance program was last forwarded to the NRC via MFN 16-047 (Reference 4), and was also provided to the Boiling Water Reactor (BWR) fleet via Reference 5.

This report updates Reference 5, including:

- New inspection results for Marathon control rods.
- New inspection results for Ultra MD control rods.
- New inspection results for Ultra HD control rods.
- A listing of planned inspections for Marathon and Ultra control rods.

GEH will continue to provide updates of the Marathon and Ultra control rod surveillance programs on an annual basis.

## 2. Marathon Control Rod Description

As described in Reference 1, the Marathon control rod consists of ‘square’ absorber tubes, edge welded together to form the control rod wings. The ‘lobes’ of the square absorber tubes provide both a welding surface area and act as a wear surface. The four wings are welded to central tie rod segments to form a cruciform shape. A cross-sectional view of the control rod absorber section is shown in Figure 1.

The square absorber tubes are filled with capsules containing compacted boron carbide powder, empty capsule plenums, or hafnium rods. [[

]] All absorber contents are sealed within the absorber tubes by welded end plugs. A handle and velocity limiter are attached at the top and bottom respectively to complete the assembly (Figure 1).

[[

]]

**Figure 1: Marathon Control Rod Diagram**



Figure 2 shows a design modification that was made to the geometry of the D/S lattice ‘square’ absorber tube. Implementation of this modification began in 2006. Two changes were made:

1. [[

2.

]]

[[

]]

**Figure 2: Marathon Control Rod Diagram**

In February 2011, GEH issued Reference 6, which reduced the lifetime of all D and S lattice Marathon control rods. This lifetime reduction was done in response to mechanical failures observed as part of the Marathon surveillance program. [[

]] Current lifetime recommendations for all GEH control rods are found in Reference 7.

### 3. Ultra Control Rod Description

GEH has transitioned to the Ultra MD (licensed as Marathon-5S in Reference 2) and Ultra HD (licensed as Marathon-Ultra in Reference 3) control rods. These control rods use the same basic inner capsule within an outer absorber tube design as the Marathon control rod, but include conservative design features intended to prevent the type of cracking observed in Marathon control rods. The primary difference is the use of a simplified absorber tube geometry, shown in Figure 3. Like the Marathon design, the absorber tubes are laser welded together to form the wings of the control rod assembly and are filled with boron carbide and empty capsules ([[ ]]), and hafnium rods ([[ ]]). For the Ultra design, a single full-length central tie rod joins the wings of the control rod, rather than the tie rod segments used in the Marathon design.

[[





]]

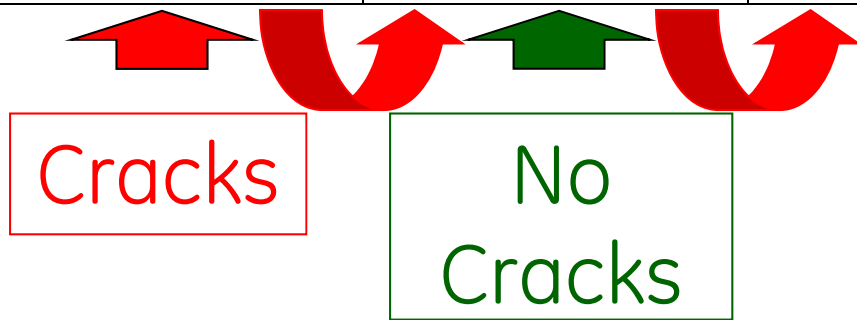
[[

]]

**Figure 3: Ultra Control Rod Diagram**

**Table 1: Marathon and Ultra Control Rod Design Comparison**

Parameter	Marathon D/S	Marathon C	Ultra D/S/N	Ultra C
Absorber Tube				
Local B-10 Depletion at Capsule Contact	[[			
Swelling Induced Strain at 100% Local Depletion				]]



[[

]]

#### 4. Inspection Data

Tables 2 through 5 contain a summary of [[ ]] visual inspections of Marathon and Ultra control rods that GEH has performed or reviewed to date. Since the previous annual report (Reference 5), [[ ]] additional inspections of Marathon control rods using D/S lattice absorber tubes have been performed, which are shown in bold in Table 2. Also, [[ ]] additional inspections of Ultra MD control rods are shown in Table 4, and [[ ]] new inspections of Ultra HD control rods have been added to Table 5.

Tables 2 through 5 show the serial number of each control rod inspected, as well as the year the control rod was delivered to the plant, and the month and year of the inspection. It is noted that in some cases, the same control rod has been inspected during multiple outages as it has been irradiated. For D/S lattice Marathon control rods, Table 2 indicates whether the control rods used the ‘old’ or ‘new’ square tube geometry, as discussed in Section 2.

The depletion of each control rod is represented using three measures:

- The percent B-10 depletion of the peak  $\frac{1}{4}$  segment, expressed as a percent.
- The peak local B-10 depletion, at the highest depletion node and tube location, also expressed as a percent.
- For control rod inspections with crack indications, the range of local B-10 depletion at which cracks are observed.

Tables 2 and 3 also identify those control rods that are part of the ‘etch-affected’ population described by Reference 8. For a certain population of Marathon control rods manufactured between 1997 and 2002, an incomplete cleaning operation prior to an annealing process at the absorber tubing vendor left localized locations on the tubes that are potentially sensitized to IASCC. In response, GEH reduced the lifetime of these control rods, and embarked on a campaign of visual inspections to determine the actual effect. Recommended lifetime limits for etch-affected Marathon control rods are contained in References 7 and 8. As noted in Table 2, [[ ]] of the [[ ]] new Marathon control rod inspections are of etch-affected control rods. The effort to acquire additional inspection data for highly irradiated etch-affected control rods is ongoing. Ultra control rods are not affected by the etch issue.

As shown in Tables 2, 4, and 5, [[ ]]  
]]

**Table 2: D/S Lattice\* Marathon Control Rod Inspection Results**

Plant	Serial Number	Ship Year	Inspection Date	¼-Segment B-10 Depletion (%)	Peak Local B-10 Depletion (%)	Crack Indications?	Local B-10 Depletion at Crack Location (%)	Etch-Affected?	Square Tube Geometry
Plant A (US BWR/4)	[[								
									]]

**Table 2: D/S Lattice\* Marathon Control Rod Inspection Results (Continued)**

Plant	Serial Number	Ship Year	Inspection Date	¼-Segment B-10 Depletion (%)	Peak Local B-10 Depletion (%)	Crack Indications?	Local B-10 Depletion at Crack Location (%)	Etch-Affected?	Square Tube Geometry
Plant D (International BWR)	[[								
Plant E (US BWR/2)									
Plant J (International BWR)									
Plant K (International BWR)									
Plant L (US BWR/6)									
									]]

**Table 2: D/S Lattice\* Marathon Control Rod Inspection Results (Continued)**

Plant	Serial Number	Ship Year	Inspection Date	¼-Segment B-10 Depletion (%)	Peak Local B-10 Depletion (%)	Crack Indications?	Local B-10 Depletion at Crack Location (%)	Etch-Affected?	Square Tube Geometry
Plant M (US BWR/4)	]]								
Plant N (International BWR)									
Plant O (International BWR/6)									
Plant P (International BWR)									
Plant Q (US BWR/4)									
Plant T (International BWR/6)								]]	

**Note:**

\* “D/S” absorber tubes are used for GEH D lattice (BWR/2-4) and S lattice (BWR/6) applications.



**Table 3: C Lattice\* Marathon Control Rod Inspection Results**

Plant	Serial Number	Ship Year	Inspection Date	¼-Segment B-10 Depletion (%)	Peak Local B-10 Depletion (%)	Crack Indications?	Etch-Affected?
Plant B (International BWR)	]]						
Plant C (International BWR)							
Plant F (US BWR/4)							
Plant G (International BWR)							
							]]

**Note:**

\* “C” absorber tubes are used for GEH C lattice (BWR/4,5) applications.

**Table 4: Ultra MD Control Rod Inspection Results**

Plant	Serial Number	Ship Year	Absorber Tube Size*	Inspection Date	¼-Segment B-10 Depletion (%)	Peak Local B-10 Depletion (%)	Crack Indications?
Plant M (US BWR/4)	[[						
Plant N (Int'l BWR)							
Plant R (Int'l BWR/4)							
Plant S (US BWR/5)						]]	

**Note:**

\* “D/S/N” absorber tubes are used for GEH D lattice (BWR/2-4), S lattice (BWR/6), and N lattice (ABWR) applications. “C” absorber tubes are used for GEH C lattice (BWR/4,5) applications.

**Table 5: Ultra HD Control Rod Inspection Results**

Plant	Serial Number	Ship Year	Absorber Tube Size*	Inspection Date	¼-Segment B-10 Depletion (%)	Peak Local B-10 Depletion (%)	Crack Indications?
Plant N (Int'l BWR)	[[						
Plant P (Int'l BWR)							
							]]

**Note:**

\* “D/S/N” absorber tubes are used for GEH D lattice (BWR/2-4), S lattice (BWR/6), and N lattice (ABWR) applications. “C” absorber tubes are used for GEH C lattice (BWR/4,5) applications.

## 5. Evaluation

[[

]]

GEH continues to gather inspection data for irradiated Ultra MD and Ultra HD control rods, exceeding the surveillance requirements of References 2 and 3. As shown in Tables 4 and 5, good performance has been observed, with no crack indications identified to date.

**6. Planned Inspections**

In accordance with the Marathon SER (Reference 1), GEH is continuing to pursue visual inspections of high depletion Marathon control rods in order to confirm the new lifetime limits contained in References 6 and 7. A listing of planned Marathon control rod inspections is shown in Table 6. For Ultra control rods, visual inspections of lead depletion control rods are planned in accordance with the requirements of the Reference 2 and 3 SERs. Additional inspections of lower depletion Ultra control rods are also planned. Table 7 shows a listing of planned Ultra control rod inspections.

**Table 6: Planned Marathon Control Rod Inspections**

Plant	Number	Absorber Tube Size*	Ship Year	Planned Inspection Date	¼-Segment B-10 Depletion (%)	Peak Local B-10 Depletion (%)	Etch-Affected?	Square Tube Geometry
Plant J (International BWR)	[[							]]

**Note:**

\* “D/S” absorber tubes are used for GEH D lattice (BWR/2-4) and S lattice (BWR/6) applications. “C” absorber tubes are used for GEH C lattice (BWR/4,5) applications.

**Table 7: Planned Ultra Control Rod Inspections**

Plant	Type	Number	Absorber Tube Size	Ship Year	Planned Inspection Date	¼-Segment B-10 Depletion (%)	Peak Local B-10 Depletion (%)
Plant J (International BWR)	[[						
Plant N (International BWR)							
Plant M (US BWR/5)							
Plant P (International BWR)							
Plant N (International BWR)							]]

**Note:**

\* “D/S” absorber tubes are used for GEH D lattice (BWR/2-4), S lattice (BWR/6), and N lattice (ABWR) applications. “C” absorber tubes are used for GEH C lattice (BWR/4,5) applications.

Figures 4 and 5 track lead depletion Ultra MD and Ultra HD control rods, respectively.

[[

]]

**Figure 4: Ultra MD Control Rod Inspections**

[[

]]

**Figure 5: Ultra HD Control Rod Inspections**

## 7. References

1. GE Nuclear Energy, “GE Marathon Control Rod Assembly,” NEDE-31758P-A, October 1991.
2. GE Hitachi Nuclear Energy, “Marathon-5S Control Rod Assembly,” NEDE-33284P-A, Revision 2, October 2009.
3. GE Hitachi Nuclear Energy, “Marathon-Ultra Control Rod Assembly,” NEDE-33284 Supplement 1P-A, Revision 1, March 2012.
4. Letter from James F. Harrison (GEH) to Document Control Desk (NRC), Subject: Marathon and Ultra Control Rod Lifetime Surveillance Update, MFN 16-047, July 14, 2016.
5. GE Hitachi Nuclear Energy, “GEH Marathon and Ultra Control Rod Lifetime Surveillance Update,” NEDC-33856P, Revision 2, July 2016.
6. Safety Communication SC 11-01, “Part 21 Reportable Condition Notification: Design Life of D and S Lattice Marathon Control Blades,” February 2011.
7. GE Hitachi Nuclear Energy, “GEH BWR Control Rod Lifetime,” NEDE-30931P, Revision 16, September 2016.
8. Safety Communication SC 07-02, “Update: Etch Indications on Marathon Control Rod Blade Absorber Tubes,” January 2007.