



SUSQUEHANNA
STEAM ELECTRIC STATION,
UNIT NO. 1

PRESERVICE INSPECTION
FINAL REPORT

Prepared For
PENNSYLVANIA POWER AND LIGHT COMPANY
ALLENTOWN, PA.

Project Application 5553-190		Copy No	Assigned To		
APPROVALS					
TITLE / DEPT. - SIGNATURE - DATE .					
REV NO	PREPARED BY	Project Manager	Program Eng. Mgr.	OA Manager	
0					
1					
2					
3					
4					
5					
6					
7					
8	W.F. Murray	<i>[Signature]</i> 10/12/84	<i>[Signature]</i> 10/12/84	M.G. Dydul for SJT 10/12/84	
9					
10					
11					

CONTROLLED COPY
VALID ONLY IF THIS STAMP IS RED

8510230194 851017
PDR ADDOCK 05000387
Q PDR

REV. NO.	DATE	PAGE NO.	DESCRIPTION	APPROVAL
1	5/28/82	—	See CRA 2586. Updated to reflect examinations from Jan.. 82 to May 82.	<i>F. Gander 5/28/82</i>
2	9/13/82		See CRA 2799. Updated to reflect recent examinations.	<i>M. Kosyph 9/13/82</i>
3	12/17/82	---	Revision exclusive of appendicies to update and incorporate additional examinations completed after Aug. '82, corrections, and customer comment. See CRA 2985	<i>Carl J. Gency 20 DEC 82</i>
4	3/18/83		Revision to incorporate examinations completed after Nov. '82, incorporate customer comment, incorporate data approved since Aug. '82, update appendices, and to clarify verbiage. See CRA 3227	<i>Carl J. Gency 18 FEB 83</i>
5	6/16/83	---	Revision to incorporate customer comment, and incorporate data sheets 2774-115 thru 118. See CRA 3430	<i>Carl J. Gency 16 JUN 83</i>
6	1/17/84	--	Revision to incorporate customer comment, to utilize Note 3 for only those exams for which relief was requested and granted, to utilize the remark "Incomplete Exam" for only exams incomplete with respect to code required coverage, to reference the automated examination results of 1983 by addition of procedure and data of 80A2812, to add data sheet 2771-1412, to delete data sheet 2771-235, and to delete certifications for SSES-3-80S-SS. See CRA #3864.	<i>Carl J. Gency 27 JAN 84</i>

REV. NO.	DATE	PAGE NO.	DESCRIPTION	APPROVAL
7	8/8/84	-	Pg. 11 of 12 - add note 12 RHR Sch Tble pgs. 108,115 & 119 of 167 HPCI Sch Tble pg. 27 of 30 RCIC Sch Tble pg. 1 of 22 RR Sch Tble pg. 26 of 36 MS Sch Tble pgs. 4,20, &57 of 58 CRA 4542	<i>William F. Murray</i>
8	10/12/84	-	Page 1 of 12 - New cover sheet format CS Sch. Table Page 1 and 3 of 32 RR Sch. Table Page 21 and 26 of 36 CRA 4711	<i>William F. Murray</i>



REVISION LOG

DOCUMENT NO. 80A2804

NUCLEAR ENERGY SERVICES, INC.

PAGE 3 OF 13

REV. NO.	DATE	PAGE NO.	DESCRIPTION	APPROVAL
7	8/8/84	-	Pg. 11 of 12 - add note 12	<i>William F. Murray</i>
			RHR Sch Tble pgs. 108,115 & 119 of 167	
			HPCI Sch Tble pg. 27 of 30	
			RCIC Sch Tble pg. 1 of 22	
			RR Sch Tble pg. 26 of 36	
			MS Sch Tble pgs. 4,20, & 57 of 58	
			CRA 4542	

ABSTRACT

A preservice inspection (PSI) of all Class 1, 2 and 3 components and areas of the Susquehanna Steam Electric Station Unit 1, was performed in the years 1979-1983. The components herein examined by Nuclear Energy Services, Inc. (NES) were in accordance with the American Society of Mechanical Engineers (ASME) Boiler and Pressure Vessel Code, Section XI, "Rules for Inservice Inspection of Nuclear Power Plant Components", 1974 Edition with Addenda through Summer, 1975 with Appendix III from Winter 1975 (Class 1 and 2 bolting and integrally welded support examinations have been optionally upgraded to meet the requirements of ASME Section XI 1977 Edition with Addenda through Summer, 1978). The examinations which were performed in accordance with NES document 80A2779, "Susquehanna Steam Electric Station, Unit Number 1, Preservice Inspection Program Plan" are reported herein.

The nondestructive examinations were performed using visual (VT), liquid penetrant (PT), magnetic particle (MT) and manual ultrasonic (UT) techniques.

The VT, PT, MT and UT examinations revealed no reportable indications.

TABLE OF CONTENTS

1. INTRODUCTION

- 1.1. Examination Areas
- 1.2. Summary of Examination Results
 - 1.2.1 Indications
 - 1.2.2 Laminar Indications
 - 1.2.3 Reactor Recirculation (RR) Clad Welds

2. PRESERVICE NONDESTRUCTIVE EXAMINATIONS

- 2.1. Examination Equipment
- 2.2. Examination Methods
- 2.3. Examination Data

3. SUMMARY OF NONDESTRUCTIVE EXAMINATIONS

- 3.1. Component Identification
- 3.2. Component Description
- 3.3. Examination Procedure Number
- 3.4. ASME Section XI Item Number and Examination Category
- 3.5. Data Sheet
- 3.6. Indications and Evaluations
- 3.7. Remarks

4. REPORT DATA CONTROL SHEETS

APPENDICES

Appendix	A	Data Sheets
Appendix	B	Weld and Hanger Isometrics
Appendix	C	Examination Procedures
Appendix	D	Calibration Standard Certifications
Appendix	E	Calibration Standard Drawings
Appendix	F	Reference Point Marking Procedure
Appendix	G	Site Daily Log
Appendix	H	Examiner Certifications
Appendix	I	Ultrasonic Scope Certifications
Appendix	J	Transducer Certifications
Appendix	K	Couplant Certifications
Appendix	L	Penetrant Cleaner Certifications
Appendix	M	Penetrant Developer Certifications
Appendix	N	Liquid Penetrant Certifications
Appendix	O	MT Powder Certifications
Appendix	P	Hydrovisual Examination Log

I. INTRODUCTION

This report details the examinations performed and the results of examinations conducted by Nuclear Energy Services, Inc. (NES) during the preservice inspection (PSI) of the Susquehanna Steam Electric Station, Unit 1. The inspection services were conducted in accordance with the examination requirements specified in NES document 80A2779, "Susquehanna Steam Electric Station, Unit 1, Preservice Inspection Program Plan". Any NES documents presented under this cover are "Uncontrolled Copies"; and as such, are for information only and are not necessarily the latest revision; nor are these Uncontrolled Copies presented as the exact revision utilized for the conduct of specific examinations.

The Preservice Inspection Program Plan scope of examinations, procedures, and acceptance criteria has met the requirements outlined in Section XI of the American Society of Mechanical Engineers (ASME) Boiler and Pressure Vessel Code, "Rules for Inservice Inspection of Nuclear Power Plant Components", 1974 Edition, up to and including the Summer 1975 Addenda, as modified by Appendix III of the Winter 1975 Addenda and the 1977 Edition with Addenda through Summer 1978 for code examination categories B-K-1 and C-E-1 for integrally welded supports, and categories B-G-1, B-G-2 and C-D for pressure retaining bolting.

1.1 EXAMINATION AREAS

All Class 1, 2 and 3 pressure retaining components and their supports (with the exception of the reactor pressure vessel) as provided by 10 CFR 50.55a and Nuclear Regulatory Commission (NRC) Regulatory Guide 1.26, have been examined in compliance with the Section XI requirements. The component examinations were in compliance with respect to examination areas, examination methods, techniques and procedures, personnel qualifications, records, mapping and evaluation of inspection results. In addition to these Code required examinations, a set of augmented examinations and a set of owner requested supplemental examinations have been performed. The augmented examinations were in compliance with NRC requirements established in the Pennsylvania Power and Light (PP&L) Final Safety Analysis Report. Reactor Pressure Vessel, hydrovisual, and Class 3 component examinations were performed by other qualified inspection subcontractors.

1.2 SUMMARY OF EXAMINATION RESULTS

Non-destructive examinations were performed on the examination areas identified in the Susquehanna Steam Electric Station, Unit 1, Preservice Inspection Program Plan. The various examinations were conducted in accordance with NES procedures written to conform to the requirements of the ASME Boiler and Pressure Vessel Code, Section XI, "Rules for Inservice Inspection of Nuclear Power Plant Components", 1974 Edition, including addenda through Summer 1975, as modified by Appendix III to Winter 1975 addenda, "Ultrasonic Examination Method for Class 1 and Class 2 Piping Systems made from Ferritic Steels", and IWA-2232 of the Summer 1976 Addenda using 50% of the reference level as criteria for investigating reflectors. ASME Section XI, 1977 Edition with addenda through Summer 1978 applies to Code Examination Categories B-K-1 and C-E-1 for integrally welded supports and Categories B-G-1, B-G-2, and C-D for pressure retaining bolting. Manual examinations were performed using ultrasonic testing (UT), liquid dye penetrant testing (PT),

magnetic particle testing (MT), and visual testing (VT) or (VT-1) nondestructive examination techniques.

1.2.1 Indications

The UT, PT, VT and MT examinations revealed some recordable indications, but no reportable indications. All recordable indications are attached to their subject data sheets and can be found in Appendix A of this report.

1.2.2 Laminar Indications

The ultrasonic examinations revealed laminar indications in four areas:

- (1) Residual Heat Removal (RHR) System area, DCA-110-2-1-G, a longitudinal elbow seam,
- (2) RHR area GBB-104-4-4-C, a pipe to elbow weld,
- (3) RHR area GBB-115-1-FW-4, valve HV-E11-F010A to pipe weld, and
- (4) Main Steam System area DBB-105-2-FW-7, an elbow to valve weld.

The first two weld indications were determined to be expansive areas of mid-plane inclusions. Since there is no evaluation criteria in the code for inclusions or laminar indications, the indications are not of a rejectable nature.

1.2.3 Reactor Recirculation Clad Welds

In the Reactor Recirculation (RR) System, the Sweepolet to Riser, Reducer to Riser and Riser to Safe End examinations were conducted in accordance with NES procedure 80A2787. The Sweepolet to Riser and Reducer to Riser welds were cut and rewelded in 1979 to facilitate N-2 nozzle modification. This resulted in a double weld configuration, with an uncladded SA 182 F 304 (heat treated to SA 403, GR WPB 304) sweepolet welded to an SA 376 TP 304 Riser, clad both outside diameter (OD) and inside diameter (ID) with 308L cladding. On the Safe End side, the riser, clad with corrosion resistant cladding (CRC) was connected by a single weld to the N-2 nozzle Safe End.

In accordance with an NRC request, a calibration block was fabricated that represented the double weld configuration, the material requirements and the general area configuration found in the Sweepolets/Reducers/Safe Ends. This calibration block was utilized to show that sound could be passed through the cladding and the double welds, and to show that notches could be picked up in the heat affected zone on the Sweepolet side of the calibration block from between the two weld roots.

Manual examinations which were conducted had encountered difficulties where ID geometric configurations resulted in extensive reflectors. In these cases geometric reflectors were so numerous that discrimination of nongeometric indications was impractical. For this reason 45° axial

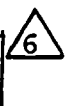
examinations from the riser pipe side identified in the individual data packages were not performed. All other examinations conducted in accordance with procedure 80A2787 were performed. In the case of sweepolet side exams, limitations caused by OD transitions were encountered, and are identified on the individual examination reports. The OD surface on double weld configuration VRR-B31-1-FW-A14/VRR-B31-1-FW-A14M was not smooth enough to allow proper 45° axial search unit contact on the riser pipe side. Dispositions on all examinations conducted are complete.

To supplement the manual examinations, offset radiography was conducted in areas where the manual examination indicated potential indications. Two indications were noted and removed.

Offset radiographic techniques were employed on a sample basis in order to correlate the ID ultrasonic profiles and indications with existing ID conditions. Most of the surface clad undulations were not resolvable radiographically, apart from those that exist in VRR-B31-2-FW-B11 and VRR-B31-2-FW-B14. It is feasible that any indications which appeared radiographically were in fact located ultrasonically, but with respect to the aforementioned number of ultrasonic reflectors, dispositioning was not possible. The following is a list of welds in which linear circumferential indications were apparent on these radiographs:

VRR-B31-1-FW-A10
VRR-B31-1-FW-A11
VRR-B31-1-FW-A13
VRR-B31-2-FW-B10
VRR-B31-2-FW-B14

These appeared to be small transverse indications in the clad overlay area. For VRR-B31-1-FW-A10, the lack of fusion identified ultrasonically in the weld pass interrun was not verified by panoramic, conventional RT techniques.

Automated examinations were conducted because the long examination time per weld precludes manual examinations in an inservice environment. Because of physical restrictions, a specially designed pipe scanner was fabricated to allow examination of nine of the ten sweepolets/reducers. Data from these examinations are for information only and are not for future comparisons to data obtained during inservice inspection (ISI) outages. 

2. PRESERVICE NONDESTRUCTIVE EXAMINATIONS

This section of the Final Report provides a general discussion of the use of the examination equipment, the examination methods employed, and an explanation of field data.

2.1 EXAMINATION EQUIPMENT

Manual ultrasonic examinations were performed by NES using Sonic Mark-I, Krautkramer-USL or an equivalent pulse-echo instrument, which was calibrated in accordance with NES procedure 80A9053. This instrumentation was battery operated and completely portable. In addition to performing volumetric examination, these instruments were used for thickness gauging of material and determining acoustical properties. In conjunction with this instrumentation, various brands, sizes, types, and frequencies of ultrasonic transducers were used. These transducers were certified to a specific frequency. They were used with various fixturing to produce a specific examination angle. The actual transducer used for the examination was recorded on the data sheets.

Liquid penetrant examinations were performed by NES using visible red dye and developer applied by aerosol cans or by manual applicators.

Magnetic particle examinations were performed by NES using portable Parker Probe units and magnetizing powder.

Visual examinations were performed by NES either directly or remotely using available visual aides.

2.2. EXAMINATION METHODS

Ultrasonic examinations of various components and piping were performed by NES in accordance with NES procedure 80A2770 and the applicable specific examination procedure. These examinations were in compliance with the applicable referenced Code section and addenda with regard to examination technique, examination angles, and coverage of the weld and required volume of base material.

Liquid penetrant examinations were performed by NES in accordance with NES procedure 80A2775 and were in compliance with the requirements of the applicable referenced Code section and addenda.

Magnetic particle examinations were performed by NES in accordance with NES procedure 80A2776 and were in compliance with the requirements of the applicable referenced Code section and addenda.

Visual examinations were performed by NES in accordance with NES procedure 80A2777. This procedure incorporated the examination guidelines established in Section V of the ASME Code and specified the recording criteria for documentation of indications.

2.3. EXAMINATION DATA

All scheduled nondestructive examinations performed by NES during the PSI were documented on examination data sheets. Included on these data sheets were the components or system identification, examination method and procedure employed, unique data sheet number, and all applicable equipment settings and examination conditions.

In the event that a recordable indication was located, the dimension and location were documented on the appropriate data sheet for evaluation. All evaluations were documented and reviewed. Any additional useful information was also recorded. No reportable indications exist.

3. SUMMARY OF NONDESTRUCTIVE EXAMINATION

All of the examinations performed during the PSI are itemized on the Report Data Control Sheets. The Report Data Control Sheet contains the following column headings for data presentation.

3.1. COMPONENT IDENTIFICATION

An alpha-numeric designation is used to identify each examination area in the program plan. Within the Final Report this designation appears on the reference drawing, the data sheet and the Report Data Control Sheet.

3.2. COMPONENT DESCRIPTION

The component description is a written description of the examination area. In all cases where the component description on the data sheets varies with that in the "Report Data Control Sheets" or with that in the Preservice Inspection Program Plan, the differing descriptions are equivalent.

3.3. EXAMINATION PROCEDURE NUMBER

This indicates the document number(s) of the NES written examination procedures used to perform the inspection of the examination area. The procedures are self-contained in that each defines the examination method and examination equipment necessary for the performance of the examination. As an example, included within a referenced ultrasonic examination procedure are the examination angles utilized and the type of wave form employed by each.

3.4. EXAMINATION CATEGORY AND ASME SECTION XI ITEM NUMBER

These columns contain the Section XI Code Category and Item Number applicable to the examination. Piping, valves, pumps, pressure vessels, hangers, and bolting as required have been reviewed for nominal size prior to assignment of code category.

3.5. DATA SHEET

Data sheets generated in the performance of the examinations are identified here. The quantity of data sheet designations applicable to a scheduled component are dependent on the requirements of the separate examination procedures. All data sheets applicable to scheduled examinations are found in Appendix A of the Final Report.

3.6. INDICATIONS AND EVALUATIONS

Occurrence of an indication beyond acceptable limits as defined in the applicable examination procedure is noted here. "No" entered in the indications column signifies no reportable indications exist even though indications may have been recorded. The evaluation column references the documentation used to describe, locate and resolve the reportable indication. The records of reportable indication resolution are furnished with the specific data sheet.

3.7. REMARKS

The remarks column is used as necessary to provide further disposition of an examination indication, to identify that a code compliant coverage of the examination area was not possible, or to indicate deviation from usual practice.

6

4. REPORT DATA CONTROL SHEETS

The Report Data Control Sheets are arranged by system. In addition, there is a section for the program plan required augmented examinations and Owner requested supplemental surface examinations. Also, there is a section for Class 3 component support required examination. The hydrovisual data and Class 3 data are held in the PP&L vault under the indicated line items, utilizing the reference Piping and Instrumentation Diagram (P&ID) number, and are not submitted with this report. The following notes are used on the Report Data Control Sheets.

- Note 1 The code category requirements for bolting and integrally welded attachment examinations have been upgraded to the 1977 Edition of Section XI of the ASME Code with Addenda through Summer 1978.
- Note 2 Section III examination data has been utilized in lieu of Section XI examination as provided by IWB-2100(b) and IWC-2100(b).
- Note 3 Relief from code requirements has been requested and granted in accordance with 10 CFR 50.55a (a)(2).
- Note 4 Surface examination, additional to code requirements, has been conducted in order to supplement the incomplete examination.
- Note 5 Examination has satisfied both Section XI and augmented requirements.
- Note 6 Manual examination has been supplemented by automated examination. Use of the automated data for future comparisons with ISI examinations is limited because of the repeatability difficulties encountered during the examination. This data is referenced and included as information only. Automated examinations were performed in accordance with NES Procedure 80A2812.
- Note 7 Lamellar indications were recorded which were not reportable.
- Note 8 The pair of welds (e.g. -FW-axx and -FW-axxM in the reactor recirculation system) has been inspected as one examination weld required volume (WRV). The same data sheets were applicable to both welds.

6

6

- Note 9 PT was conducted in the area obstructed from MT examination.
- Note 10 An additional discussion of the laminar indication by a Level III examiner is included in the data report. Mid-plane inclusions are not reportable.
- Note 11 The UT examination of the studs included the volume of studs as well as the threads but did not include the volume underneath the bottom of the center drilled hole.
- Note 12 Bechtel QCIR used in lieu of Section XI examination.



INDEX TO REPORT DATA CONTROL SHEETS



<u>System</u>	<u>Page</u>
Residual Heat Removal	1 - 167
Feedwater	1 - 23
Core Spray	1 - 32
High Pressure Core Injection	1 - 30
Reactor Water Cleanup	1 - 21
Reactor Core Isolation Cooling	1 - 22
Reactor Recirculation	1 - 36
Main Steam	1 - 58
Control Rod Drive	1 - 2
Containment Atmosphere Control	1 - 8
Nuclear Boiler	1 - 1
Augmented Exam	1 - 24
Supplemental	1 - 2
Class 3 (by others)	1 - 139

System: Residual Heat Removal
 Reference Drawing: No. IE-205-A
 Susquehanna Final Report

NES

80A2804

Rev: 6 Page: 1 of 167

COMPONENT IDENTIFICATION	COMPONENT DESCRIPTION	PROCEDURE NUMBER	CODE CATEGORY	CODE ITEM NUMBER	CODE EXAM METHOD	DATA SHEET	INDICATIONS	EVALUATIONS	REMARKS
HEAT EXCHANGER WELDS									
IE-205A-P	IE-205A Nozzle N-3 to Head	80A2783	C-B	CI.2	UT	2783-3,4	NO	N/A	
IE-205A-R	IE-205A Circumferential	80A2783	C-A	CI.1	UT	2783-3,4	NO	N/A	Incomplete Exam Notes 3,4 
		(80A2776)	N/A	N/A	N/A	2776-4	NO	N/A	
IE-205A-A	IE-205A Nozzle N-4 to Shell	80A2783	C-B	CI.2	UT	2783-3,4	NO	N/A	Incomplete Exam Notes 3,4 
		(80A2776)	N/A	N/A	N/A	2776-4	NO	N/A	
IE-205A-AC	IE-205A Circumferential	80A2783	C-A	CI.1	UT	2783-3,4	NO	N/A	Incomplete Exam Notes 3,4
		(80A2776)	N/A	N/A	N/A	2776-4	NO	N/A	
HEAT EXCHANGER SUPPORTS									
IE-205A-AA	IE-205A Support	80A2776	C-C	CI.3	MT	2776-1	NO	N/A	
IE-205A-D	IE-205A Support	80A2776	C-C	CI.3	MT	2776-1	NO	N/A	
IE-205A-F	IE-205A Support	80A2776	C-C	CI.3	MT	2776-1	NO	N/A	

COMPONENT IDENTIFICATION	COMPONENT DESCRIPTION	PROCEDURE NUMBER	CODE CATEGORY	CODE ITEM NUMBER	CODE EXAM METHOD	DATA SHEET	INDICATIONS	EVALUATIONS	REMARKS
HEAT EXCHANGER SUPPORTS									
IE-205A-Y	IE-205A Support	80A2776	C-C	CI.3	MT	2776-1	NO	N/A	
IE-205A-Q	IE-205A Support	80A2776	C-C	CI.3	MT	2776-1	NO	N/A	
IE-205A-L	IE-205A Support	80A2776	C-C	CI.3	MT	2776-1	NO	N/A	
IE-205A-S	IE-205A Support	80A2776	C-C	CI.3	MT	2776-1	NO	N/A	
IE-205A-K	IE-205A Support	80A2776	C-C	CI.3	MT	2776-1	NO	N/A	
HEAT EXCHANGER INNER RADIUS									
IE-205A-P-IR	IE-205A Nozzle N-3	80A2783	N/A	N/A	UT	2783-7	NO	N/A	Owner Requested
IE-205A-A-IR	IE-205A Nozzle N-4	80A2783	N/A	N/A	UT	2783-5	NO	N/A	Owner Requested

System: Residual Heat Removal
 Reference Drawing: No. IE-205-B
 Susquehanna Final Report

HES

80A2804

Rev: 6 Page: 3 of 167

COMPONENT IDENTIFICATION	COMPONENT DESCRIPTION	PROCEDURE NUMBER	CODE CATEGORY	CODE ITEM NUMBER	CODE EXAM METHOD	DATA SHEET	INDICATIONS	EVALUATIONS	REMARKS
HEAT EXCHANGER WELDS									
IE-205B-P	IE-205B Nozzle N-3 to Head	80A2783	C-B	CI.2	UT	2783-1,2	NO	N/A	
IE-205B-R	IE-205B Circumferential	80A2783	C-A	CI.1	UT	2783-1,2,3	NO	N/A	Incomplete Exam
		(80A2776)	N/A	N/A	N/A	2776-3	NO	N/A	Notes 3,4
IE-205B-A	IE-205B Nozzle N-4 to Shell	80A2783	C-B	CI.2	UT	2783-1,2,3	NO	N/A	Incomplete Exam
		(80A2776)	N/A	N/A	N/A	2776-3	NO	N/A	Notes 3,4
IE-205B-AC	IE-205B Circumferential	80A2783	C-A	CI.1	UT	2782-1,2	NO	N/A	Incomplete Exam
		(80A2776)	N/A	N/A	N/A	2776-3	NO	N/A	Notes 3,4
HEAT EXCHANGER SUPPORTS									
IE-205B-AB	IE-205B Support	80A2776	C-C	CI.3	MT	2776-2	NO	N/A	
IE-205B-D	IE-205B Support	80A2776	C-C	CI.3	MT	2776-2	NO	N/A	
IE-205B-F	IE-205B Support	80A2776	C-C	CI.3	MT	2776-2	NO	N/A	

System: Residual Heat Removal
 Reference Drawing: No. 1E-205-B,
 Susquehanna Final Report



Rev: 3 Page: 4 of 167

COMPONENT IDENTIFICATION	COMPONENT DESCRIPTION	PROCEDURE NUMBER	CODE CATEGORY	CODE ITEM NUMBER	CODE EXAM METHOD	DATA SHEET	INDICATIONS	EVALUATIONS	REMARKS
HEAT EXCHANGER SUPPORTS									
1E-205B-Y	1E-205B Support	80A2776	C-C	CI.3	MT	2776-2	NO	N/A	
1E-205B-Q	1E-205B Support	80A2776	C-C	CI.3	MT	2776-2	NO	N/A	
1E-205B-L	1E-205B Support	80A2776	C-C	CI.3	MT	2776-2	NO	N/A	
1E-205B-K	1E-205B Support	80A2776	C-C	CI.3	MT	2776-2	NO	N/A	
1E-205B-S	1E-205B Support	80A2776	C-C	CI.3	MT	2776-2	NO	N/A	
HEAT EXCHANGER INNER RADIUS									
1E-205B-P-IR	1E-205B Nozzle N-3	80A2783	N/A	N/A	UT	2783-8	NO	N/A	Owner Requested
1E-205B-A-IR	1E-205B Nozzle N-4	80A2783	N/A	N/A	UT	2783-6	NO	N/A	Owner Requested

COMPONENT IDENTIFICATION	COMPONENT DESCRIPTION	PROCEDURE NUMBER	CODE CATEGORY	CODE ITEM NUMBER	CODE EXAM METHOD	DATA SHEET	INDICATIONS	EVALUATIONS	REMARKS
PUMP WELDS LOOP A									
IP-202A-361-3-13	Pump IP-202A Suction Flange to Inlet Nozzle Neck	80A2774	C-F	C3.1	UT	2774-65,66,67,	NO	N/A	
IP-202A-361-13-L	Inlet Nozzle Longitudinal Seam	80A2774	C-F	C3.1	UT	2774-65,66,67,	NO	N/A	
IP-202A-361-5-13	Inlet Nozzle Neck to Vertical Support Shell	80A2774	C-F	C3.1	UT	2774-1,10,9,65,66,67	NO	N/A	
IP-202A-361-5-8	Top Closure Plate to Vertical Support Shell	80A2774	C-F	C3.1	UT	2774-10,9,1	NO	N/A	
IP-202A-361-5-L	Vertical Support Shell Longitudinal Seam	80A2774	C-F	C3.1	UT	2774-7,1,8	NO	N/A	
IP-202A-361-1-5	Vertical Support Shell to Head Hub Flange	80A2774	C-F	C3.1	UT	2774-7,1,8	NO	N/A	
IP-202A-359-1-2	Shell Hub Flange to Shell	80A2774	C-F	C3.1	UT	INACCESSIBLE	N/A	N/A	Incomplete Exam Note 3
IP-202A-359-2-L2-1	Shell Upper Longitudinal Seam	80A2774	C-F	C3.1	UT	INACCESSIBLE	N/A	N/A	Incomplete Exam Note 3

System: Residual Heat Removal
 Reference Drawing: No. IP-202
 Susquehanna Final Report

1105
 80A2804

Rev: 3 Page: 6 of 167

COMPONENT IDENTIFICATION	COMPONENT DESCRIPTION	PROCEDURE NUMBER	CODE CATEGORY	CODE ITEM NUMBER	CODE EXAM METHOD	DATA SHEET	INDICATIONS	EVALUATIONS	REMARKS
PUMP WELDS LOOP A									
IP-202A- [✓] 359-2-2	Shell Circumferential Seam	80A2774	C-F	C3.1	UT	INACCESSIBLE	N/A	N/A	Incomplete Exam Note 3 ✓
IP-202A- [✓] 359-2-L1	Shell Lower Longitudinal Seam	80A2774	C-F	C3.1	UT	INACCESSIBLE	N/A	N/A	Incomplete Exam Note 3 ✓
IP-202A- [✓] 359-2-3	Shell to Bottom Head	80A2774	C-F	C3.1	UT	INACCESSIBLE	N/A	N/A	Incomplete Exam Note 3 ✓
IP-202A- [✓] 359-3-7	Bottom Head to Bearing Housing	80A2774	C-F	C3.1	UT	INACCESSIBLE	N/A	N/A	Incomplete Exam Note 3 ✓
IP-202A- [✓] 361-2-6	Discharge Elbow to Bottom Plate Flange	80A2774	C-F	C3.1	UT	INACCESSIBLE	N/A	N/A	Incomplete Exam Note 3 ✓
IP-202A- [✓] 361-6-7	Discharge Elbow to Sleeve Forging	80A2774	C-F	C3.1	UT	INACCESSIBLE	N/A	N/A	Incomplete Exam Note 3 ✓
IP-202A- [✓] 361-7-8	Sleeve Forging to Top Closure Plate	80A2774	C-F	C3.1	UT	INACCESSIBLE	N/A	N/A	Incomplete Exam Note 3 ✓
IP-202A- [✓] 361-5-6	Discharge Elbow to Vertical Support Shell	80A2774	C-F	C3.1	UT	2774-6,5,4,3,2,1,9,10	NO	N/A	

System: Residual Heat Removal
 Reference Drawing: No. IP-202
 Susquehanna Final Report

nes

80A2804

Rev: 3 Page: 7 of 167

COMPONENT IDENTIFICATION	COMPONENT DESCRIPTION	PROCEDURE NUMBER	CODE CATEGORY	CODE ITEM NUMBER	CODE EXAM METHOD	DATA SHEET	INDICATIONS	EVALUATIONS	REMARKS
PUMP WELDS LOOP A									
IP-202A-361-4-6	Discharge Elbow to Outlet Nozzle Flange	80A2774	C-F	C3.1	UT	2774-6,5,4,3,2	NO	N/A	

System: Residual Heat Removal
 Reference Drawing: No. 1P-202
 Susquehanna Final Report



Rev: 3 Page: 8 of 167

COMPONENT IDENTIFICATION	COMPONENT DESCRIPTION	PROCEDURE NUMBFR	CODE CATEGORY	CODE ITEM NUMBER	CODE EXAM METHOD	DATA SHEET	INDICATIONS	EVALUATIONS	REMARKS
PUMP WELDS LOOP B									
1P-202B-361-3-13	Pump 1P-202B Suction Flange to Inlet Nozzle Neck	80A2774	C-F	C3.1	UT	2774-69,70,68	NO	N/A	
1P-202B-361-13-L	Inlet Nozzle Longitudinal Seam	80A2774	C-F	C3.1	UT	2444-69,70,68	NO	N/A	
1P-202B-361-5-13	Inlet Nozzle Neck to Vertical Support Shell	80A2774	C-F	C3.1	UT	2774-11,18,13,68,69,70	NO	N/A	
1P-202B-361-5-8	Top Closure Plate to Vertical Support Shell	80A2774	C-F	C3.1	UT	2774-11,18,13	NO	N/A	
1P-202B-361-5-L	Vertical Support Shell Longitudinal Seam	80A2774	C-F	C3.1	UT	2774-15,11,17	NO	N/A	
1P-202B-361-1-5	Vertical Support Shell to Head Hub Flange	80A2774	C-F	C3.1	UT	2774-15,11,17	NO	N/A	
1P-202B-359-1-2	Shell Hub Flange to Shell	80A2774	C-F	C3.1	UT	INACCESSIBLE	N/A	N/A	Incomplete Exam Note 3
1P-202B-359-2-L2	Shell Upper Longitudinal Seam	80A2774	C-F	C3.1	UT	INACCESSIBLE	N/A	N/A	Incomplete Exam Note 3

COMPONENT IDENTIFICATION	COMPONENT DESCRIPTION	PROCEDURE NUMBER	CODE CATEGORY	CODE ITEM NUMBER	CODE EXAM METHOD	DATA SHEET	INDICATIONS	EVALUATIONS	REMARKS
PUMP WELDS LOOP B									
1P-202B-359-2-2	Shell Circumferential Seam	80A2774	C-F	C3.1	UT	INACCESSIBLE	N/A	N/A	Incomplete Exam Note 3
1P-202B-359-2-L1	Shell Lower Longitudinal Seam	80A2774	C-F	C3.1	UT	INACCESSIBLE	N/A	N/A	Incomplete Exam Note 3
1P-202B-359-2-3	Shell to Bottom Head	80A2774	C-F	C3.1	UT	INACCESSIBLE	N/A	N/A	Incomplete Exam Note 3
1P-202B-359-3-7	Bottom Head to Bearing Housing	80A2774	C-F	C3.1	UT	INACCESSIBLE	N/A	N/A	Incomplete Exam Note 3
1P-202B-361-2-6	Discharge Elbow to Bottom Plate Flange	80A2774	C-F	C3.1	UT	INACCESSIBLE	N/A	N/A	Incomplete Exam Note 3
1P-202B-361-6-7	Discharge Elbow to Sleeve Forging	80A2774	C-F	C3.1	UT	INACCESSIBLE	N/A	N/A	Incomplete Exam Note 3
1P-202B-361-7-8	Sleeve Forging to Top Closure Plate	80A2774	C-F	C3.1	UT	INACCESSIBLE	N/A	N/A	Incomplete Exam Note 3
1P-202B-361-5-6	Discharge Elbow to Vertical Support Shell	80A2774	C-F	C3.1	UT	2774-20,19,16,14,12,11,18,13	NO	N/A	

System: Residual Heat Removal
 Reference Drawing: No. IP-202
 Susquehanna Final Report

1125

80A2804

Rev: 3 Page: 10 of 167

COMPONENT IDENTIFICATION	COMPONENT DESCRIPTION	PROCEDURE NUMBER	CODE CATEGORY	CODE ITEM NUMBER	CODE EXAM METHOD	DATA SHEET	INDICATIONS	EVALUATIONS	REMARKS
PUMP WELDS LOOP B									
IP-202B-361-4-6	Discharge Elbow to Outlet Nozzle Flange	80A2774	C-F	C3.1	UT	2774-20,19,16,14,12	NO	N/A	

COMPONENT IDENTIFICATION	COMPONENT DESCRIPTION	PROCEDURE NUMBER	CODE CATEGORY	CODE ITEM NUMBER	CODE EXAM METHOD	DATA SHEET	INDICATIONS	EVALUATIONS	REMARKS
PUMP WELDS LOOP C									
IP-202C-361-3-13	Pump IP-202C Suction Flange to Inlet Nozzle Neck	80A2774	C-F	C3.1	UT	2774-76,71,72	NO	N/A	
IP-202C-361-13-L	Inlet Nozzle Longitudinal Seam	80A2774	C-F	C3.1	UT	2774-76,71,72	NO	N/A	
IP-202C-361-5-13	Inlet Nozzle Neck to Vertical Support Shell	80A2774	C-F	C3.1	UT	2774-22,26,27,71,72,76	NO	N/A	
IP-202C-361-5-8	Top Closure Plate to Vertical Support Shell	80A2774	C-F	C3.1	UT	2774-22,26,27	NO	N/A	
IP-202C-361-5-L	Vertical Support Shell Longitudinal Seam	80A2774	C-F	C3.1	UT	2774-25,22,30	NO	N/A	
IP-202C-361-1-5	Vertical Support Shell to Head Hub Flange	80A2774	C-F	C3.1	UT	2774-22,25,30	NO	N/A	
IP-202C-359-1-2	Shell Hub Flange to Shell	80A2774	C-F	C3.1	UT	INACCESSIBLE	N/A	N/A	Incomplete Exam Note 3
IP-202C-359-2-L2	Shell Upper Longitudinal Seam	80A2774	C-F	C3.1	UT	INACCESSIBLE	N/A	N/A	Incomplete Exam Note 3

COMPONENT IDENTIFICATION	COMPONENT DESCRIPTION	PROCEDURE NUMBER	CODE CATEGORY	CODE ITEM NUMBER	CODE EXAM METHOD	DATA SHEET	INDICATIONS	EVALUATIONS	REMARKS
- PUMP WELDS LOOP C									
1P-202C-359-2-2	Shell Circumferential Seam	80A2774	C-F	C3.1	UT	INACCESSIBLE	N/A	N/A	Incomplete Exam Note 3
1P-202C-359-2-L1	Shell Lower Longitudinal Seam	80A2774	C-F	C3.1	UT	INACCESSIBLE	N/A	N/A	Incomplete Exam Note 3
1P-202C-359-2-3	Shell to Bottom Head	80A2774	C-F	C3.1	UT	INACCESSIBLE	N/A	N/A	Incomplete Exam Note 3
1P-202C-359-3-7	Bottom Head to Bearing Housing	80A2774	C-F	C3.1	UT	INACCESSIBLE	N/A	N/A	Incomplete Exam Note 3
1P-202C-361-2-6	Discharge Elbow to Bottom Plate Flange	80A2774	C-F	C3.1	UT	INACCESSIBLE	N/A	N/A	Incomplete Exam Note 3
1P-202C-361-6-7	Discharge Elbow to Sleeve Forging	80A2774	C-F	C3.1	UT	INACCESSIBLE	N/A	N/A	Incomplete Exam Note 3
1P-202C-361-7-8	Sleeve Forging to Top Closure Plate	80A2774	C-F	C3.1	UT	INACCESSIBLE	N/A	N/A	Incomplete Exam Note 3
1P-202C-361-5-6	Discharge Elbow to Vertical Support Shell	80A2774	C-F	C3.1	UT	2774-29,28,24,23,21,26,22,27	NO	N/A	

System: Residual Heat Removal
 Reference Drawing: No. 1P-202
 Susquehanna Final Report

nes
 80A2804

Rev: 3 Page: 13 of 167

COMPONENT IDENTIFICATION	COMPONENT DESCRIPTION	PROCEDURE NUMBER	CODE CATEGORY	CODE ITEM NUMBER	CODE EXAM METHOD	DATA SHEET	INDICATIONS	EVALUATIONS	REMARKS
PUMP WELDS LOOP C									
1P-202C-361-4-6	Discharge Elbow to Outlet Nozzle Flange	80A2774	C-F	C3.1	UT	2774-29,28,24,23,21	NO	N/A	

COMPONENT IDENTIFICATION	COMPONENT DESCRIPTION	PROCEDURE NUMBER	CODE CATEGORY	CODE ITEM NUMBER	CODE EXAM METHOD	DATA SHEET	INDICATIONS	EVALUATIONS	REMARKS
PUMP WELDS LOOP D									
IP-202D-361-3-13	Pump IP-202D Suction Flange to Inlet Nozzle Neck	80A2774	C-F	C3.1	UT	2774-73,74,75	NO	N/A	
IP-202D-361-13-L	Inlet Nozzle Longitudinal Seam	80A2774	C-F	C3.1	UT	2774-73,74,75	NO	N/A	
IP-202D-361-5-13	Inlet Nozzle Neck to Vertical Support Shell	80A2774	C-F	C3.1	UT	2774-73,74,40,30,36,75	NO	N/A	
IP-202D-361-5-8	Top Closure Plate to Vertical Support Shell	80A2774	C-F	C3.1	UT	2774-32,36,40	NO	N/A	
IP-202D-361-5-L	Vertical Support Shell Longitudinal Seam	80A2774	C-F	C3.1	UT	2774-32,35,39	NO	N/A	
IP-202D-361-1-5	Vertical Support Shell to Head Hub Flange	80A2774	C-F	C3.1	UT	2774-32,35,39	NO	N/A	
IP-202D-359-1-2	Shell Hub Flange to Shell	80A2774	C-F	C3.1	UT	INACCESSIBLE	N/A	N/A	Incomplete Exam Note 3 ✓
IP-202D-359-2-L2	Shell Upper Longitudinal Seam	80A2774	C-F	C3.1	UT	INACCESSIBLE	N/A	N/A	Incomplete Exam Note 3 ✓

COMPONENT IDENTIFICATION	COMPONENT DESCRIPTION	PROCEDURE NUMBER	CODE CATEGORY	CODE ITEM NUMBER	CODE EXAM METHOD	DATA SHEET	INDICATIONS	EVALUATIONS	REMARKS
PUMP WELDS LOOP D									
IP-202D-359-2-2	Shell Circumferential Seam	80A2774	C-F	C3.1	UT	INACCESSIBLE	N/A	N/A	Incomplete Exam Note 3
IP-202D-359-2-L1	Shell Lower Longitudinal Seam	80A2774	C-F	C3.1	UT	INACCESSIBLE	N/A	N/A	Incomplete Exam Note 3
IP-202D-359-2-3	Shell to Bottom Head	80A2774	C-F	C3.1	UT	INACCESSIBLE	N/A	N/A	Incomplete Exam Note 3
IP-202D-359-3-7	Bottom Head to Bearing Housing	80A2774	C-F	C3.1	UT	INACCESSIBLE	N/A	N/A	Incomplete Exam Note 3
IP-202D-361-2-6	Discharge Elbow to Bottom Plate Flange	80A2774	C-F	C3.1	UT	INACCESSIBLE	N/A	N/A	Incomplete Exam Note 3
IP-202D-361-6-7	Discharge Elbow to Sleeve Forging	80A2774	C-F	C3.1	UT	INACCESSIBLE	N/A	N/A	Incomplete Exam Note 3
IP-202D-361-7-8	Sleeve Forging to Top Closure Plate	80A2774	C-F	C3.1	UT	INACCESSIBLE	N/A	N/A	Incomplete Exam Note 3
IP-202D-361-5-6	Discharge Elbow to Vertical Support Shell	80A2774	C-F	C3.1	UT	2774-31,32,33,34,36,37,38,40	NO	N/A	

COMPONENT IDENTIFICATION	COMPONENT DESCRIPTION	PROCEDURE NUMBER	CODE CATEGORY	CODE ITEM NUMBER	CODE EXAM METHOD	DATA SHEET	INDICATIONS	EVALUATIONS	REMARKS
PUMP WELDS LOOP D									
1P-202D-361-9-6	Discharge Elbow to Outlet Nozzle Flange	80A2774	C-F	C3.1	UT	2774-31,33,34,37,38	NO	N/A	

COMPONENT IDENTIFICATION	COMPONENT DESCRIPTION	PROCEDURE NUMBER	CODE CATEGORY	CODE ITEM NUMBER	CODE EXAM METHOD	DATA SHEET	INDICATIONS	EVALUATIONS	REMARKS
PUMP SUPPORT LOOP A									
1P-202A-361-A	Pump 1P-202A Sleeve Support (12 - 2" Diameter Bolts)	80A2777	C-E-2	C3.4	VT	2777-989	NO	N/A	
PUMP SUPPORT LOOP B									
1P-202B-361-A	Pump 1P-202B Sleeve Support (12 - 2" Diameter Bolts)	80A2777	C-E-2	C3.4	VT	2777-988	NO	N/A	
PUMP SUPPORT LOOP C									
1P-202C-361-A	Pump 1P-202C Sleeve Support (12 - 2" Diameter Bolts)	80A2777	C-E-2	C3.4	VT	2777-987	NO	N/A	
PUMP SUPPORT LOOP D									
1P-202D-361-A	Pump 1P-202D Sleeve Support (12 - 2" Diameter Bolts)	80A2777	C-E-2	C3.4	VT	2777-986	NO	N/A	

COMPONENT IDENTIFICATION	COMPONENT DESCRIPTION	PROCEDURE NUMBER	CODE CATEGORY	CODE ITEM NUMBER	CODE EXAM METHOD	DATA SHEET	INDICATIONS	EVALUATIONS	REMARKS
PIPING WELDS.									
DBB-107-1 FW-1	Pipe to Valve HV-E11-F017A	80A2771	C-F	C2.1	UT	2771-1193,1194,1195	NO	N/A	
DBB-107-1 FW-2	Valve HV-E11-F017A to Pipe	80A2771	C-F	C2.1	UT	2771-1193,1194,1195	NO	N/A	
DBB-107-1 I-A	Pipe to Elbow	80A2771	C-F	C2.1	UT	2771-1193,1194,1195	NO	N/A	
DBB-107-1 I-B	Elbow to Pipe Bimetallic	80A2771	C-F	C2.1	UT	2771-1193,1194,1195, 821, 822, 823	NO	N/A	
SUPPORT EXAMINATIONS									
DBB-107-1 H-1	Pipe Support	80A2777	C-E-2	C2.6	VT	2777-519	NO	N/A	
DBB-107-1 H-2	Pipe Support	80A2777	C-E-2	C2.6	VT	2777-132F, 132PV	NO	N/A	
DBB-107-1 H-3	Pipe Support	80A2777	C-E-2	C2.6	VT	2777-520	NO	N/A	

System: Residual Heat Removal
 Reference Drawing: No. DBB-107-1
 Susquehanna Final Report

NES
 80A2804

Rev: 3 Page: 19 of 167

COMPONENT IDENTIFICATION	COMPONENT DESCRIPTION	PROCEDURE NUMBER	CODE CATEGORY	CODE ITEM NUMBER	CODE EXAM METHOD	DATA SHEET	INDICATIONS	EVALUATIONS	REMARKS
SUPPORT EXAMINATIONS									
DBB-107-1 H-4	Pipe Support	80A2777	C-E-2	C2.6	VT	2777-635F,635PV	NO	N/A	

COMPONENT IDENTIFICATION	COMPONENT DESCRIPTION	PROCEDURE NUMBER	CODE CATEGORY	CODE ITEM NUMBER	CODE EXAM METHOD	DATA SHEET	INDICATIONS	EVALUATIONS	REMARKS
PIPING WELDS									
DBB-107-2 FW-1	Pipe to Valve E11-F017B	80A2771	C-F	C2.1	UT	2771-377, 379, 378	NO	N/A	
DBB-107-2 FW-2	Valve E11-F017B to Pipe	80A2771	C-F	C2.1	UT	2771-1190, 1191, 1192	NO	N/A	
DBB-107-2 I-A	Pipe to Elbow Bimetallic	80A2771	C-F	C2.1	UT	2771-1190, 1191, 1192, 815, 816, 817	NO	N/A	
DBB-107-2 I-D	Elbow to Pipe	80A2771	C-F	C2.1	UT	2771-957, 958, 959	NO	N/A	
SUPPORT EXAMINATIONS									
DBB-107-2 H-9	Pipe Support	80A2777	C-E-2	C2.6	VT	2777-936	NO	N/A	
DBB-107-2 H-10	Pipe Support	80A2777	C-E-2	C2.6	VT	2777-133PV, 133F	NO	N/A	
DBB-107-2 H-11	Pipe Support	80A2777	C-E-2	C2.6	VT	2777-521F, 521PV	NO	N/A	
DBB-107-2 H-13	Pipe Support	80A2777	C-E-2	C2.6	VT	2777-959	NO	N/A	

COMPONENT IDENTIFICATION	COMPONENT DESCRIPTION	PROCEDURE NUMBER	CODE CATEGORY	CODE ITEM NUMBER	CODE EXAM METHOD	DATA SHEET	INDICATIONS	EVALUATIONS	REMARKS
PIPING WELDS									
DBB-115-1 FW-13	Reducer to Valve PV-E11-F051B	80A2771	C-F	C2.1	UT	INACCESSIBLE	N/A	N/A	Incomplete Exam Notes 3,4
		(80A2775)	N/A	N/A	N/A	2775-181	NO	N/A	
DBB-115-1 FW-8	Valve E11-F051A to Pipe	80A2771	C-F	C2.1	UT	2771-72, 73, 74R1	NO	N/A	
DBB-115-1 FW-7	Pipe to Valve PV-E11-F052A	80A2771	C-F	C2.1	UT	2771-132, 129, 130 -753, 754, 755	NO	N/A	
DBB-115-1 FW-6	Valve PV-E11-F052A to Reducing Elbow	80A2771	C-F	C2.1	UT	2771-753, 754, 755	NO	N/A	
DBB-115-1 5-C	Reducing Elbow to Tee	80A2771	C-F	C2.1	UT	2771-750, 751, 752	NO	N/A	
DBB-115-1 5-D	Tee to Pipe	80A2771	C-F	C2.1	UT	2771-17, 18, 25R1	NO	N/A	Incomplete Exam Notes 3,4
		(80A2775)	N/A	N/A	N/A	2775-173	NO	N/A	
DBB-115-1 5-G	Pipe to Pipe Cap	80A2771	C-F	C2.1	UT	2771-17, 18, 25R1	NO	N/A	Incomplete Exam Notes 3,4
		(80A2775)	N/A	N/A	N/A	2775-174	NO	N/A	
DBB-115-1 5-B	Tee to Pipe	80A2771	C-F	C2.1	UT	2771-17, 18, 25R1	NO	N/A	

System: Residual Heat Removal
 Reference Drawing: No. DBB-115-1
 Susquehanna Final Report

NES

80A2804

Rev: 4 Page: 22 of 167

COMPONENT IDENTIFICATION	COMPONENT DESCRIPTION	PROCEDURE NUMBER	CODE CATEGORY	CODE ITEM NUMBER	CODE EXAM METHOD	DATA SHEET	INDICATIONS	EVALUATIONS	REMARKS
PIPING WELDS									
DBB-115-1 5-A	Pipe to Elbow	80A2771	C-F	C2.1	UT	2771-17, 18, 25R1	NO	N/A	
DBB-115-1 FW-5	Elbow to Pipe	80A2771	C-F	C2.1	UT	2771-17, 18, 25R1	NO	N/A	
DBB-115-1 4-D	Pipe to Reducer	80A2771	C-F	C2.1	UT	2771-17, 18, 25R1, 17A, 18A, 25A	NO	N/A	
DBB-115-1 4-C	Reducer to Tee	80A2771	C-F	C2.1	UT	2771-747, 748, 749	NO	N/A	
DBB-115-1 4-B	Tee to Pipe	80A2771	C-F	C2.1	UT	2771-323, 324, 325	NO	N/A	
DBB-115-1 4-A	Pipe to Elbow	80A2771	C-F	C2.1	UT	2771-323, 324, 325	NO	N/A	
DBB-115-1 FW-4	Elbow to Elbow	80A2771	C-F	C2.1	UT	2771-323, 324, 325	NO	N/A	
DBB-115-1 3-C	Elbow to Pipe	80A2771	C-F	C2.1	UT	2771-323, 324, 325	NO	N/A	

COMPONENT IDENTIFICATION	COMPONENT DESCRIPTION	PROCEDURE NUMBER	CODE CATEGORY	CODE ITEM NUMBER	CODE EXAM METHOD	DATA SHEET	INDICATIONS	EVALUATIONS	REMARKS
PIPING WELDS									
DBB-115-1 3-B	Pipe to Elbow	80A2771	C-F	C2.1	UT	2771-323, 324, 325	NO	N/A	
DBB-115-1 3-A	Elbow to Pipe	80A2771	C-F	C2.1	UT	2771-323, 324, 325	NO	N/A	
DBB-115-1 FW-3	Pipe to Elbow	80A2771	C-F	C2.1	UT	2771-323, 324, 325	NO	N/A	
DBB-115-1 2-C	Elbow to Pipe	80A2771	C-F	C2.1	UT	2771-323, 324, 325	NO	N/A	
DBB-115-1 2-B	Pipe to Elbow	80A2771	C-F	C2.1	UT	2771-323, 324, 325	NO	N/A	
DBB-115-1 2-A	Elbow to Pipe	80A2771	C-F	C2.1	UT	2771-323, 324, 325	NO	N/A	
DBB-115-1 FW-2	Pipe to Elbow	80A2771	C-F	C2.1	UT	2771-323, 324, 325	NO	N/A	
DBB-115-1 1-A	Elbow to Pipe	80A2771	C-F	C2.1	UT	2771-323, 324, 325	NO	N/A	

System: Residual Heat Removal
 Reference Drawing: No. DBB-115-1
 Susquehanna Final Report

1125

80A2804

Rev: 4 Page: 24 of 167

COMPONENT IDENTIFICATION	COMPONENT DESCRIPTION	PROCEDURE NUMBER	CODE CATEGORY	CODE ITEM NUMBER	CODE EXAM METHOD	DATA SHEET	INDICATIONS	EVALUATIONS	REMARKS
PIPING WELDS									
DBB-115-1 FW-1	Pipe to Tee	80A2771	C-F	C2.1	UT	2771-1036, 1038, 1087	NO	N/A	
DBB-115-1 FW-12	Valve PV-E11-F051B to Pipe	80A2771	C-F	C2.1	UT	2771-132, 129, 130	NO	N/A	
DBB-115-1 FW-11	Pipe to Valve PV-E11-F052B	80A2771	C-F	C2.1	UT	2771-132, 129, 130	NO	N/A	
DBB-115-1 FW-10	Valve PV-E11-F052B to Reducing Elbow	80A2771	C-F	C2.1	UT	2771-753, 754, 755	NO	N/A	
DBB-115-1 7-B	Reducing Elbow to Tee	80A2771	C-F	C2.1	UT	2771-750, 751, 752	NO	N/A	
DBB-115-1 7-C	Tee to Pipe	80A2771	C-F	C2.1	UT	2771-17, 18, 25R1	NO	N/A	
DBB-115-1 7-F	Pipe to Cap	80A2771	C-F	C2.1	UT	2771-17, 18, 25R1	NO	N/A	Incomplete Exam Notes 3,4
		(80A2775)	N/A	N/A	N/A	2775-175	NO	N/A	
DBB-115-1 7-A	Tee to Pipe	80A2771	C-F	C2.1	UT	2771-17, 18, 25R1	NO	N/A	

COMPONENT IDENTIFICATION	COMPONENT DESCRIPTION	PROCEDURE NUMBER	CODE CATEGORY	CODE ITEM NUMBER	CODE EXAM METHOD	DATA SHEET	INDICATIONS	EVALUATIONS	REMARKS
PIPING WELDS									
DBB-115-1 FW-9	Pipe to Tee	80A2771	C-F	C2.1	UT	2771-17, 18, 102	NO	N/A	

System: Residual Heat Removal
 Reference Drawing: No. DBB-115-1
 Susquehanna Final Report

1105

80A2804

Rev: 4 Page: 26 of 167

COMPONENT IDENTIFICATION	COMPONENT DESCRIPTION	PROCEDURE NUMBER	CODE CATEGORY	CODE ITEM NUMBER	CODE EVALUATION METHOD	DATA SHEET	INDICATIONS	EVALUATIONS	REMARKS
SUPPORT EXAMINATIONS									
DBB-115-1 11-10	Pipe Support	80A2777	C-E-2	C2.6	VT	2777-962	NO	N/A	
DBB-115-1 11-9	Pipe Support	80A2777	C-E-2	C2.6	VT	2777-764	NO	N/A	
DBB-115-1 11-8	Pipe Support	80A2777	C-E-2	C2.6	VT	2777-854	NO	N/A	
DBB-115-1 11-7	Pipe Support	80A2777	C-E-2	C2.6	VT	2777-526	NO	N/A	
DBB-115-1 11-6	Pipe Support	80A2777	C-E-2	C2.6	VT	2777-523F,523PV	NO	N/A	
	Pipe Support, Saddle	80A2775	C-E-1	C3.40	PT	2775-73	NO	N/A	Note 1
DBB-115-1 11-12	Pipe Support	80A2777	C-E-2	C2.6	VT	2777-524F,524PV	NO	N/A	
DBB-115-1 11-13	Pipe Support	80A2777	C-E-2	C2.6	VT	2777-767	NO	N/A	

COMPONENT IDENTIFICATION	COMPONENT DESCRIPTION	PROCEDURE NUMBER	CODE CATEGORY	CODE ITEM NUMBER	CODE EXAM METHOD	DATA SHEET	INDICATIONS	EVALUATIONS	REMARKS
SUPPORT EXAMINATIONS									
DBB-115-1 H-14	Pipe Support	80A2777	C-E-2	C2.6	VT	2777-768	NO	N/A	
DBB-115-1 H-15	Pipe Support	80A2777	C-E-2	C2.6	VT	2777-765	NO	N/A	
DBB-115-1 H-16	Pipe Support	80A2777	C-E-2	C2.6	VT	2777-527	NO	N/A	
DBB-115-1 H-17	Pipe Support	80A2777	C-E-2	C2.6	VT	2777-826	NO	N/A	
	Pipe Support, 4 Lugs	80A2775	C-E-1	C3.40	PT	2775-6	NO	N/A	Note 1
DBB-115-1 H-18	Pipe Support	80A2777	C-E-2	C2.6	VT	2777-525F,525PV	NO	N/A	
DBB-115-1 H-5	Pipe Support	80A2777	C-E-2	C2.6	VT	2777-598F,598PV	NO	N/A	
DBB-115-1 H-4	Pipe Support	80A2777	C-E-2	C2.6	VT	2777-763	NO	N/A	
DBB-115-1 H-3	Pipe Support	80A2777	C-E-2	C2.6	VT	2777-146PV,146F	NO	N/A	

COMPONENT IDENTIFICATION	COMPONENT DESCRIPTION	PROCEDURE NUMBER	CODE CATEGORY	CODE ITEM NUMBER	CODE EXAM METHOD	DATA SHEET	INDICATIONS	EVALUATIONS	REMARKS
SUPPORT EXAMINATIONS									
DBB-115-1 H-2	Pipe Support	80A2777	C-E-2	C2.6	VT	2777-766	NO	N/A	
DBB-115-1- H-20	Pipe Support	80A2777	C-E-2	C2.6	VT	2777-964	NO	N/A	
DBB-115-1- H-19	Pipe Support	80A2777	C-E-2	C2.6	VT	2777-963	NO	N/A	

System: Residual Heat Removal
 Reference Drawing: No. DCA-108-1
 Susquehanna Final Report

1125

80A2804

Rev: 4 Page: 29 of 167

COMPONENT IDENTIFICATION	COMPONENT DESCRIPTION	PROCEDURE NUMBER	CODE CATEGORY	CODE ITEM NUMBER	CODE EXAM METHOD	DATA SHEET	INDICATIONS	EVALUATIONS	REMARKS
PIPING WELDS									
DCA-108-1 FW-10	Valve HV-E11-F008 to Flued Head Penetration X-12	80A2771	B-J	B4.5	UT	INACCESSIBLE	N/A	N/A	Incomplete Exam Note 3
DCA-108-1 FW-12	Elbow to Valve HV-E11-F008	80A2771	C-F	C2.1	UT	2771-857, 858, 859	NO	N/A	
DCA-108-1 FW-7	Inside Containment to Pipe	80A2771	B-J	B4.5	UT	2771-320, 321, 322	NO	N/A	
DCA-108-1 S-11	Pipe Longitudinal Seam	80A2771	B-J	B4.5	UT	2771-320, 332R1, 333	NO	N/A	
DCA-108-1 FW-11	Pipe to Pipe	80A2771	B-J	B4.5	UT	2771-320, 321, 322	NO	N/A	
DCA-108-1 S-K	Pipe Longitudinal Seam	80A2771	B-J	B4.5	UT	2771-848, 335, 336	NO	N/A	
DCA-108-1 S-F	Pipe to Pipe	80A2771	B-J	B4.5	UT	2771-320, 321, 322	NO	N/A	
DCA-108-1 FW-8	Pipe to Elbow	80A2771	B-J	B4.5	UT	2771-401, 402, 403	NO	N/A	

System: Residual Heat Removal
 Reference Drawing: No. DCA-108-1
 Susquehanna Final Report



Rev: 3 Page: 30 of 167

COMPONENT IDENTIFICATION	COMPONENT DESCRIPTION	PROCEDURE NUMBER	CODE CATEGORY	CODE ITEM NUMBER	CODE EXAM METHOD	DATA SHEET	INDICATIONS	EVALUATIONS	REMARKS
PIPING WELDS									
DCA-108-1 4-G	Elbow Longitudinal Seam Max	80A2771	B-J	B4.5	UT	2771-597, 595, 596	NO	N/A	
DCA-108-1 4-I1	Elbow Longitudinal Seam Min	80A2771	B-J	B4.5	UT	2771-339, 595, 333	NO	N/A	
DCA-108-1 4-B	Elbow to Pipe	80A2771	B-J	B4.5	UT	2771-320, 321, 322	NO	N/A	
DCA-108-1 4-F	Pipe Longitudinal Seam	80A2771	B-J	B4.5	UT	2771-404, 407, 408	NO	N/A	
DCA-108-1 FW-6	Pipe to Elbow	80A2771	B-J	B4.5	UT	2771-320, 321, 322	NO	N/A	
DCA-108-1 3-E	Elbow Longitudinal Seam Min	80A2771	B-J	B4.5	UT	2771-597, 595, 596	NO	N/A	
DCA-108-1 3-D	Elbow Longitudinal Seam Max	80A2771	B-J	B4.5	UT	2771-320, 595, 333	NO	N/A	
DCA-108-1 3-A	Elbow to Pipe	80A2771	B-J	B4.5	UT	2771-320, 321, 322	NO	N/A	


COMPONENT IDENTIFICATION	COMPONENT DESCRIPTION	PROCEDURE NUMBER	CODE CATEGORY	CODE ITEM NUMBER	CODE EXAM METHOD	DATA SHEET	INDICATIONS	EVALUATIONS	REMARKS
PIPING WELDS									
DCA-108-1 3-B	Pipe Longitudinal Seam	80A2771	B-J	B4.5	UT	2771-401, 402, 403	NO	N/A	
DCA-108-1 3-C	Pipe Longitudinal Seam	80A2771	B-J	B4.5	UT	2771-848, 849, 850	NO	N/A	
DCA-108-1 FW-5	Pipe to Valve HV-E11-F009	80A2771	B-J	B4.5	UT	2771-401, 402, 403	NO	N/A	
DCA-108-1 2-E	Pipe Longitudinal Seam	80A2771	B-J	B4.5	UT	2771-848, 849, 850	NO	N/A	
DCA-108-1 FW-4	Valve HV-E11-F009 to Pipe	80A2771	B-J	B4.5	UT	2771-320, 321, 322	NO	N/A	
DCA-108-1 2-A	Pipe to Elbow	80A2771	B-J	B4.5	UT	2771-597, 595, 596	NO	N/A	
DCA-108-1 2-F	Elbow Longitudinal Seam Min	80A2771	B-J	B4.5	UT	2771-597, 595, 596	NO	N/A	
DCA-108-1 2-G	Elbow Longitudinal Seam Max	80A2771	B-J	B4.5	UT	2771-320, 335, 336	NO	N/A	

System: Residual Heat Removal
 Reference Drawing: No. DCA-108-1
 Susquehanna Final Report



80A2804

Rev: 6 Page: 32 of 167

COMPONENT IDENTIFICATION	COMPONENT DESCRIPTION	PROCEDURE NUMBER	CODE CATEGORY	CODE ITEM NUMBER	CODE EXAM METHOD	DATA SHEET	INDICATIONS	EVALUATIONS	REMARKS
PIPING WELDS									
DCA-108-1 FW-3	Elbow to Valve E11-F067	80A2771	B-J	B4.5	UT	2771-320, 858, 859	NO	N/A	
DCA-108-1 FW-2	Valve E11-F067 to Pipe	80A2771	B-J	B4.5	UT	INACCESSIBLE	NO	N/A	Incomplete Exam Note 3 
DCA-108-1 I-B	Pipe Longitudinal Seam	80A2771	B-J	B4.5	UT	INACCESSIBLE	N/A	N/A	Incomplete Exam Note 3
DCA-108-1 I-C	Pipe Longitudinal Seam	80A2771	B-J	B4.5	UT	INACCESSIBLE	N/A	N/A	Incomplete Exam Note 3
DCA-108-1 I-A	Pipe to Elbow	80A2771	B-J	B4.5	UT	2771-320, 321, 322	NO	N/A	
DCA-108-1 I-D	Elbow Longitudinal Seam Min	80A2771	B-J	B4.5	UT	2771-339, 335, 336	NO	N/A	
DCA-108-1 I-E	Elbow Longitudinal Seam Max	80A2771	B-J	B4.5	UT	2771-320, 335, 336	NO	N/A	
DCA-108-1 FW-1	Elbow to Tee	80A2771	B-J	B4.5	UT	2771-320, 321, 322	NO	N/A	

System: Residual Heat Removal
 Reference Drawing: No. DCA-108-1
 Susquehanna Final Report

nes

80A2809

Rev: 3 Page: 33 of 167

COMPONENT IDENTIFICATION	COMPONENT DESCRIPTION	PROCEDURE NUMBER	CODE CATEGORY	CODE ITEM NUMBER	CODE EXAM METHOD	DATA SHEET	INDICATIONS	EVALUATIONS	REMARKS
PIPING WELDS									
DCA-108-1 3-AA	Pipe to Pipe	80A2771	B-3	B4.5	UT	2771-320, 321, 322	NO	N/A	
SUPPORT EXAMINATIONS									
DCA-108-1 H-11	Pipe Support	80A2777	B-K-2	B4.10	VT	2777-742	NO	N/A	
DCA-108-1 H-10	Pipe Support	80A2777	B-K-2	B4.10	VT	2777-393F,393PV	NO	N/A	
DCA-108-1 H-1	Pipe Support	80A2777	B-K-2	B4.10	VT	2777-584F,584PV	NO	N/A	
DCA-108-1 H-12	Pipe Support	80A2777	B-K-2	B4.10	VT	2777-341	NO	N/A	
DCA-108-1 H-4	Pipe Support	80A2777	B-K-2	B4.10	VT	2777-586F,586PV	NO	N/A	
DCA-108-1 H-2	Pipe Support	80A2777	B-K-2	B4.10	VT	2777-585PV, 585F	NO	N/A	

COMPONENT IDENTIFICATION	COMPONENT DESCRIPTION	PROCEDURE NUMBER	CODE CATEGORY	CODE ITEM NUMBER	CODE EXAM METHOD	DATA SHEET	INDICATIONS	EVALUATIONS	REMARKS
SUPPORT EXAMINATIONS									
DCA-108-1 H-5	Pipe Support	80A2777	B-K-2	B4.10	VT	2777-365F,365PV	NO	N/A	
DCA-108-1 H-6	Pipe Support	80A2777	B-K-2	B4.10	VT	2777-364F,364PV	NO	N/A	
DCA-108-1 H-7	Pipe Support	80A2777	B-K-2	B4.10	VT	2777-179F,179PV	NO	N/A	
DCA-108-1 H-8	Pipe Support	80A2777	B-K-2	B4.10	VT	2777-815	N/A	N/A	
DCA-108-1 H-9	Pipe Support	80A2777	B-K-2	B4.10	VT	2777-731	NO	N/A	
DCA-108-1 H-3	Pipe Support	80A2777	B-K-2	B4.10	VT	2777-587PV,587F	NO	N/A	
DCA-108-1 FW-9	Flued Head to Penetration X12 Sleeve Integrally Welded Support	80A2775	B-K-1	B10.10	PT	2775-144	NO	N/A	Note 1
		80A2777	B-K-2	B4.10	VT	2777-638	NO	N/A	

COMPONENT IDENTIFICATION	COMPONENT DESCRIPTION	PROCEDURE NUMBER	CODE CATEGORY	CODE ITEM NUMBER	CODE EXAM METHOD	DATA SHEET	INDICATIONS	EVALUATIONS	REMARKS
PIPING WELDS									
DCA-110-1 FW-2	24" Valve HV-E11-1F015A to Flued Head Penetration X-13A	80A2771	B-J	B4.5	UT	INACCESSIBLE	N/A	N/A	Incomplete Exam Note 3
DCA-110-1 FW-1	Pipe to Valve HV-E11-1F015A	80A2771	C-F	C3.1	UT	2771-698, 699, 700	NO	N/A	
DCA-110-1 FW-4	Inside Containment (X-13A) to Pipe	80A2771	B-J	B4.5	UT	2771-668, 669, 670	NO	N/A	
DCA-110-1 1-A	Pipe to Elbow	80A2771	B-J	B4.5	UT	2771-668, 669, 670	NO	N/A	
DCA-110-1 1-C	Elbow Longitudinal Seam Min	80A2771	B-J	B4.5	UT	2771-668, 669, 670	NO	N/A	
DCA-110-1 1-D	Elbow Longitudinal Seam Max	80A2771	B-J	B4.5	UT	2771-668, 669, 670	NO	N/A	
DCA-110-1 1-B	Elbow to Elbow	80A2771	B-J	B4.5	UT	2771-668, 669, 670	NO	N/A	
DCA-110-1 1-E	Elbow Longitudinal Seam Min	80A2771	B-J	B4.5	UT	2771-668, 669, 670	NO	N/A	

System: Residual Heat Removal
 Reference Drawing: No. DCA-110-1
 Susquehanna Final Report

nes
 80A2804

Rev: 3 Page: 36 of 167

COMPONENT IDENTIFICATION	COMPONENT DESCRIPTION	PROCEDURE NUMBER	CODE CATEGORY	CODE ITEM NUMBER	CODE EXAM METHOD	DATA SHEET	INDICATIONS	EVALUATIONS	REMARKS
PIPING WELDS									
DCA-110-1 1-F	Elbow Longitudinal Seam Max	80A2771	B-J	B4.5	UT	2771-668, 669, 670	NO	N/A	
DCA-110-1 FW-5	Elbow to Pipe	80A2771	B-J	B4.5	UT	2771-668, 669, 670	NO	N/A	
DCA-110-1 FW-6	Pipe to Pipe	80A2771	B-J	B4.5	UT	2771-674, 675, 676	NO	N/A	
DCA-110-1 FW-7	Pipe to Elbow	80A2771	B-J	B4.5	UT	2771-674, 675, 676	NO	N/A	
DCA-110-1 4-D	Elbow Longitudinal Seam Min	80A2771	B-J	B4.5	UT	2771-674, 675, 676	NO	N/A	
DCA-110-1 4-E	Elbow Longitudinal Seam Max	80A2771	B-J	B4.5	UT	2771-674, 675, 676	NO	N/A	
DCA-110-1 4-A	Elbow to Pipe	80A2771	B-J	B4.5	UT	2771-679, 680, 681	NO	N/A	
DCA-110-1 FW-12	Elbow to Pipe	80A2771	B-J	B4.5	UT	2771-679, 680, 681	NO	N/A	

COMPONENT IDENTIFICATION	COMPONENT DESCRIPTION	PROCEDURE NUMBER	CODE CATEGORY	CODE ITEM NUMBER	CODE EXAM METHOD	DATA SHEET	INDICATIONS	EVALUATIONS	REMARKS
PIPING WELDS									
DCA-110-1 4A-A	Elbow Longitudinal Seam Min	80A2771	B-J	B4.5	UT	2771-679, 680, 681	NO	N/A	
DCA-110-1 4A-B	Elbow Longitudinal Seam Max	80A2771	B-J	B4.5	UT	2771-679, 680, 681	NO	N/A	
DCA-110-1 FW-8	Elbow to Valve HV-E11-1F050A	80A2771	B-J	B4.5	UT	2771-679, 680, 681	NO	N/A	
DCA-110-1 FW-9	Valve HV-E11-1F050A to Pipe	80A2771	B-J	B4.5	UT	2771-679, 680, 681	NO	N/A	
DCA-110-1 FW-10	Pipe to Valve ZS-E11-15160A	80A2771	B-J	B4.5	UT	2771-679, 680, 681	NO	N/A	
DCA-110-1 FW-11	Valve ZS-E11-15160A to Tee	80A2771	B-J	B4.5	UT	INACCESSIBLE	N/A	N/A	Incomplete Exam Note 3
SUPPORT EXAMINATIONS									
DCA-110-1 H-36	Pipe Support	80A2777	B-K-2	B4.10	VT	2777-10PV, 10F	NO	N/A	

System: Residual Heat Removal
 Reference Drawing: No. DCA-110-1
 Susquehanna Final Report



Rev: 3 Page: 38 of 167

COMPONENT IDENTIFICATION	COMPONENT DESCRIPTION	PROCEDURE NUMBER	CODE CATEGORY	CODE ITEM NUMBER	CODE EXAM METHOD	DATA SHEET	INDICATIONS	EVALUATIONS	REMARKS
SUPPORT EXAMINATIONS									
DCA-110-1 H-35	Pipe Support	80A2777	B-K-2	B4.10	VT	2777-9PV, 9F	NO	N/A	
DCA-110-1 H-8	Pipe Support	80A2777	B-K-2	B4.10	VT	2777-2PV, 2F	NO	N/A	
DCA-110-1 H-9	Pipe Support	80A2777	B-K-2	B4.10	VT	2777-176F, 176PV	NO	N/A	
DCA-110-1 H-10	Pipe Support	80A2777	B-K-2	B4.10	VT	2777-3PV, 3F	NO	N/A	
DCA-110-1 H-7	Pipe Support	80A2777	B-K-2	B4.10	VT	2777-217PV, 217F	NO	N/A	
DCA-110-1 H-11	Pipe Support	80A2777	B-K-2	B4.10	VT	2777-4PV, 4F	NO	N/A	
DCA-110-1 H-12	Pipe Support	80A2777	B-K-2	B4.10	VT	2777-5PV, 5F	NO	N/A	
DCA-110-1 H-13	Pipe Support	80A2777	B-K-2	B4.10	VT	2777-797	NO	N/A	

COMPONENT IDENTIFICATION	COMPONENT DESCRIPTION	PROCEDURE NUMBER	CODE CATEGORY	CODE ITEM NUMBER	CODE EXAM METHOD	DATA SHEET	INDICATIONS	EVALUATIONS	REMARKS
SUPPORT EXAMINATIONS									
DCA-110-1 H-14	Pipe Support	80A2777	B-K-2	B4.10	VT	2777-177F,177PV	NO	N/A	
DCA-110-1 H-6	Pipe Support	80A2777	B-K-2	B4.10	VT	2777-94F,94PV	NO	N/A	
DCA-110-1 H-29	Pipe Support	80A2777	B-K-2	B4.10	VT	2777-178F,178PV	NO	N/A	
DCA-110-1 H-30	Pipe Support	80A2777	B-K-2	B4.10	VT	2777-408F,408PV	NO	N/A	
DCA-110-1 H-33	Pipe Support	80A2777	B-K-2	B4.10	VT	2777-588PV,588F	NO	N/A	
DCA-110-1 H-34	Pipe Support	80A2777	B-K-2	B4.10	VT	2777-8PV, 8F	NO	N/A	
DCA-110-1 H-5	Pipe Support	80A2777	B-K-2	B4.10	VT	2777-1PV, 1F	NO	N/A	
DCA-110-1 H-31	Pipe Support	80A2777	B-K-2	B4.10	VT	2777-6PV, 6F	NO	N/A	


COMPONENT IDENTIFICATION	COMPONENT DESCRIPTION	PROCEDURE NUMBER	CODE CATEGORY	CODE ITEM NUMBER	CODE EXAM METHOD	DATA SHEET	INDICATIONS	EVALUATIONS	REMARKS
SUPPORT EXAMINATIONS									
DCA-110-1 H-32	Pipe Support	80A2777	B-K-2	B4.10	VT	2777-7PY, 7F	NO	N/A	
DCA-110-1 FW-3	Flued Head to Penetration X-13A Sleeve Integrally Welded Support	80A2775	B-K-1	B10.10	PT	2775-143	NO	N/A	Note 1
		80A2777	B-K-2	B4.10	VT	2777-639	NO	N/A	
VALVE EXAMINATIONS									
DCA-110-1- 1F060A	Valve ZS-E11-15160A (1F060A) Internal Pressure Boundary Surfaces	80A2777	B-M-2	B6.7	VT	INACCESSIBLE	N/A	N/A	Note 3
DCA-110-1- HV-1F050A	Valve HV-E11-1F050A Internal Pressure Boundary Surfaces	80A2777	B-M-2	B6.7	VT	INACCESSIBLE	N/A	N/A	Note 3

System: Residual Heat Removal
 Reference Drawing: No. DCA-110-2
 Susquehanna Final Report

NES

80A2804

Rev: 6 Page: 41 of 167

COMPONENT IDENTIFICATION	COMPONENT DESCRIPTION	PROCEDURE NUMBER	CODE CATEGORY	CODE ITEM NUMBER	CODE EXAM METHOD	DATA SHEET	INDICATIONS	EVALUATIONS	REMARKS
PIPING WELDS									
DCA-110-2 FW-2	Valve HV-E11-1F015B to Flued Head Penetration X-13B	80A2771	B-J	B4.5	UT	INACCESSIBLE	N/A	N/A	Incomplete Exam Note 3
DCA-110-2 FW-1	Pipe to Valve HV-E11-1F015B	80A2771	C-F	C3.1	UT	2771-908, 909, 910	NO	N/A	
DCA-110-2 FW-4	Penetration (X-13B) to Pipe	80A2771	B-J	B4.5	UT	2771-714, 715, 716	NO	N/A	
DCA-110-2 1-F	Elbow Longitudinal Seam Max	80A2771	B-J	B4.5	UT	2771-714, 715, 716	NO	N/A	
DCA-110-2 1-A	Pipe to Elbow	80A2771	B-J	B4.5	UT	2771-714, 715, 716	NO	N/A	
DCA-110-2 1-G	Elbow Longitudinal Seam Min	80A2771	B-J	B4.5	UT	2771-714, 715, 716	NO	N/A	Incomplete Exam Notes 3,7,10 
DCA-110-2 1-B	Elbow to Pipe	80A2771	B-J	B4.5	UT	2771-845, 846, 847	NO	N/A	
DCA-110-2 1-C	Pipe to Elbow	80A2771	B-J	B4.5	UT	2771-845, 846, 847	NO	N/A	

System: Residual Heat Removal
 Reference Drawing: No. DCA-110-2
 Susquehanna Final Report



80A2804

Rev: 3 Page: 42 of 167

COMPONENT IDENTIFICATION	COMPONENT DESCRIPTION	PROCEDURE NUMBER	CODE CATEGORY	CODE ITEM NUMBER	CODE EXAM METHOD	DATA SHEET	INDICATIONS	EVALUATIONS	REMARKS
PIPING WELDS									
DCA-110-2 I-D	Elbow Longitudinal Seam	80A2771	B-J	B4.5	UT	2771-695, 696, 697	NO	N/A	
DCA-110-2 I-E	Elbow Longitudinal Seam	80A2771	B-J	B4.5	UT	2771-695, 696, 697	NO	N/A	
DCA-110-2 FW-5	Elbow to Pipe	80A2771	B-J	B4.5	UT	2771-695, 696, 697	NO	N/A	
DCA-110-2 FW-6	Pipe to Pipe	80A2771	B-J	B4.5	UT	2771-695, 696, 697	NO	N/A	
DCA-110-2- FW-7	Pipe to Elbow	80A2771	B-J	B4.5	UT	2771-691, 690, 689	NO	N/A	
DCA-110-2 4-A	Pipe to Elbow	80A2771	B-J	B4.5	UT	2771-689, 690, 691	NO	N/A	
DCA-110-2 4-D	Elbow Longitudinal Seam Max	80A2771	B-J	B4.5	UT	2771-689, 690, 691	NO	N/A	
DCA-110-2 4-E	Elbow Longitudinal Seam Min	80A2771	B-J	B4.5	UT	2771-689, 690, 691	NO	N/A	

COMPONENT IDENTIFICATION	COMPONENT DESCRIPTION	PROCEDURE NUMBER	CODE CATEGORY	CODE ITEM NUMBER	CODE EXAM METHOD	DATA SHEET	INDICATIONS	EVALUATIONS	REMARKS
PIPING WELDS									
DCA-110-2 FW-12	Pipe to Elbow	80A2771	B-J	B4.5	UT	2771-689, 690, 691	NO	N/A	
DCA-110-2 4A-A	Elbow Longitudinal Seam Min	80A2771	B-J	B4.5	UT	2771-689, 690, 691	NO	N/A	
DCA-110-2 4A-B	Elbow Longitudinal Seam Max	80A2771	B-J	B4.5	UT	2771-689, 690, 691	NO	N/A	
DCA-110-2 FW-8	Elbow to Valve HV-E11-F050B	80A2771	B-J	B4.5	UT	2771-689, 690, 691	NO	N/A	
DCA-110-2 FW-9	Valve HV-E11-F050B to Pipe	80A2771	B-J	B4.5	UT	2771-682, 683, 684	NO	N/A	
DCA-110-2 FW-10	Pipe to Valve ZS-E11-15160A	80A2771	B-J	B4.5	UT	2771-682, 683, 684	NO	N/A	
DCA-110-2 FW-11	Valve ZS-E11-15160A to Tee	80A2771	B-J	B4.5	UT	INACCESSIBLE	N/A	N/A	Incomplete Exam Note 3

System: Residual Heat Removal
 Reference Drawing: No. DCA-110-2
 Susquehanna Final Report



Rev: 3 Page: 44 of 167

COMPONENT IDENTIFICATION	COMPONENT DESCRIPTION	PROCEDURE NUMBER	CODE CATEGORY	CODE ITEM NUMBER	CODE EXAM METHOD	DATA SHEET	INDICATIONS	EVALUATIONS	REMARKS
SUPPORT EXAMINATIONS									
DCA-110-2 H-27	Pipe Support	80A2777	B-K-2	B4.10	VT	2777-82I	NO	N/A	
DCA-110-2 H-4	Pipe Support	80A2777	B-K-2	B4.10	VT	2777-170F,170PV	NO	N/A	
DCA-110-2 H-3	Pipe Support	80A2777	B-K-2	B4.10	VT	2777-366F,366PV	NO	N/A	
DCA-110-2 H-23	Pipe Support	80A2777	B-K-2	B4.10	VT	2777-17PV, 17F	NO	N/A	
DCA-110-2 H-24	Pipe Support	80A2777	B-K-2	B4.10	VT	2777-18PV, 18F	NO	N/A	
DCA-110-2 H-2	Pipe Support	80A2777	B-K-2	B4.10	VT	2777-169F,169PV	NO	N/A	
DCA-110-2 H-21	Pipe Support	80A2777	B-K-2	B4.10	VT	2777-15PV, 15F	NO	N/A	

COMPONENT IDENTIFICATION	COMPONENT DESCRIPTION	PROCEDURE NUMBER	CODE CATEGORY	CODE ITEM NUMBER	CODE EXAM METHOD	DATA SHEET	INDICATIONS	EVALUATIONS	REMARKS
SUPPORT EXAMINATIONS									
DCA-110-2 H-22	Pipe Support	80A2777	B-K-2	B4.10	VT	2777-16PV, 16F	NO	N/A	
DCA-110-2 H-19	Pipe Support	80A2777	B-K-2	B4.10	VT	2777-14PV, 14F	NO	N/A	
DCA-110-2 H-20	Pipe Support	80A2777	B-K-2	B4.10	VT	2777-171F, 171PV	NO	N/A	
DCA-110-2 H-18	Pipe Support	80A2777	B-K-2	B4.10	VT	2777-13PV, 13F	NO	N/A	
DCA-110-2 H-17	Pipe Support	80A2777	B-K-2	B4.10	VT	2777-822	NO	N/A	
DCA-110-2 H-15	Pipe Support	80A2777	B-K-2	B4.10	VT	2777-11PV, 11F	NO	N/A	
DCA-110-2 H-16	Pipe Support	80A2777	B-K-2	B4.10	VT	2777-12PV, 12F	NO	N/A	
DCA-110-2 H-1	Pipe Support	80A2777	B-K-2	B4.10	VT	2777-367F, 367PV	NO	N/A	

System: Residual Heat Removal
 Reference Drawing: No. DCA-110-2
 Susquehanna Final Report



80A2804

Rev: 3 Page: 46 of 167

COMPONENT IDENTIFICATION	COMPONENT DESCRIPTION	PROCEDURE NUMBER	CODE CATEGORY	CODE ITEM NUMBER	CODE EXAM METHOD	DATA SHEET	INDICATIONS	EVALUATIONS	REMARKS
SUPPORT EXAMINATIONS									
DCA-110-2 FW-3	Flued Head to Penetration X-13B Sleeve Integrally Welded Support	80A2775	B-K-1	B10.10	PT	2775-146	NO	N/A	Note 1
		80A2777	B-K-2	B4.10	VT	2777-640	NO	N/A	
DCA-110-2- H-25	Pipe Support	80A2777	B-K-2	B4.10	VT	2777-567F,567PV	NO	N/A	
DCA-110-2- H-26	Pipe Support	80A2777	B-K-2	B4.10	VT	2777-589F,589PV	NO	N/A	

System: Residual Heat Removal
 Reference Drawing: No. DCA-111-1
 Susquehanna Final Report

nes

80A2809

Rev: 3 Page: 47 of 167

COMPONENT IDENTIFICATION	COMPONENT DESCRIPTION	PROCEDURE NUMBER	CODE CATEGORY	CODE ITEM NUMBER	CODE EXAM METHOD	DATA SHEET	INDICATIONS	EVALUATIONS	REMARKS
PIPING WELDS									
DCA-111-1 FW-1	Pipe to Valve HV-E11-F022	80A2771	C-F	C2.1	UT	2771-677, 685, 686	NO	N/A	
DCA-111-1 FW-2	Valve HV-E11-F022 to Pipe	80A2771	B-J	B4.5	UT	2771-872, 873, 874	NO	N/A	
DCA-111-1 I-G	Pipe to Elbow	80A2771	B-J	B4.5	UT	2771-677, 685, 686	NO	N/A	
DCA-111-1 I-F	Elbow to Pipe	80A2771	B-J	B4.5	UT	2771-677, 685, 686	NO	N/A	
DCA-111-1 I-E	Pipe to Elbow	80A2771	B-J	B4.5	UT	2771-677, 685, 686	NO	N/A	
DCA-111-1 FW-7	Elbow to Pipe	80A2771	B-J	B4.5	UT	2771-677, 685, 686	NO	N/A	
DCA-111-1 I-A	Pipe to Elbow	80A2771	B-J	B4.5	UT	2771-677, 685, 686	NO	N/A	
DCA-111-1 I-B	Elbow to Pipe	80A2771	B-J	B4.5	UT	2771-677, 685, 686	NO	N/A	

System: Residual Heat Removal
 Reference Drawing: No. DCA-111-1
 Susquehanna Final Report

NES
 80A2804

Rev: 3 Page: 48 of 167

COMPONENT IDENTIFICATION	COMPONENT DESCRIPTION	PROCEDURE NUMBER	CODE CATEGORY	CODE ITEM NUMBER	CODE EXAM METHOD	DATA SHEET	INDICATIONS	EVALUATIONS	REMARKS
	PIPING WELDS								
DCA-111-1 I-C	Pipe to Elbow	80A2771	B-J	B4.5	UT	2771-677, 685, 686	NO	N/A	
DCA-111-1 FW-3	Elbow to Pipe	80A2771	B-J	B4.5	UT	2771-677, 685, 686	NO	N/A	
DCA-111-1 2-A	Elbow to Pipe	80A2771	B-J	B4.5	UT	2771-677, 685, 686	NO	N/A	
DCA-111-1 FW-4	Pipe to Elbow	80A2771	B-J	B4.5	UT	2771-677, 685, 686	NO	N/A	
DCA-111-1 3-A	Elbow to Pipe	80A2771	B-J	B4.5	UT	2771-677, 685, 686	NO	N/A	
DCA-111-1 3-B	Pipe to Pipe	80A2771	B-J	B4.5	UT	2771-1041, 1042, 1043	NO	N/A	
DCA-111-1 FW-5	Pipe to Pipe	80A2771	B-J	B4.5	UT	2771-677, 685, 686	NO	N/A	
DCA-111-1 4-E	Pipe to Elbow	80A2771	B-J	B4.5	UT	2771-677, 685, 686	NO	N/A	

System: Residual Heat Removal
 Reference Drawing: No. DCA-111-1
 Susquehanna Final Report

1125

80A2804

Rev: 3 Page: 49 of 167

COMPONENT IDENTIFICATION	COMPONENT DESCRIPTION	PROCEDURE NUMBER	CODE CATEGORY	CODE ITEM NUMBER	CODE EXAM METHOD	DATA SHEET	INDICATIONS	EVALUATIONS	REMARKS
PIPING WELDS									
DCA-111-1 4-D	Elbow to Pipe	80A2771	B-J	B4.5	UT	2771-677, 685, 686	NO	N/A	
DCA-111-1 FW-6	Pipe to Elbow	80A2771	B-J	B4.5	UT	2771-677, 685, 686	NO	N/A	
DCA-111-1 FW-8	Elbow to Pipe	80A2771	B-J	B4.5	UT	2771-677, 685, 686	NO	N/A	
DCA-111-1 5-A	Pipe to Elbow	80A2771	B-J	B4.5	UT	2771-677, 685, 686	NO	N/A	
DCA-111-1 5-B	Elbow to Pipe	80A2771	B-J	B4.5	UT	2771-677, 685, 686	NO	N/A	
SUPPORT EXAMINATIONS									
DCA-111-1 H-35	Pipe Support	80A2777	B-K-2	B4.10	VT	2777-798	NO	N/A	

System: Residual Heat Removal
 Reference Drawing: No. DCA-111-1
 Susquehanna Final Report

1125

80A2804

Rev: 3 Page: 50 of 167

COMPONENT IDENTIFICATION	COMPONENT DESCRIPTION	PROCEDURE NUMBER	CODE CATEGORY	CODE ITEM NUMBER	CODE EXAM METHOD	DATA SHEET	INDICATIONS	EVALUATIONS	REMARKS
SUPPORT EXAMINATIONS									
DCA-111-1 H-34	Pipe Support	80A2777	B-K-2	B4.10	VT	2777-381F,381PV	NO	N/A	
DCA-111-1 H-31	Pipe Support	80A2777	B-K-2	B4.10	VT	2777-729PV,741	NO	N/A	
DCA-111-1 H-1	Pipe Support	80A2777	B-K-2	B4.10	VT	2777-305	NO	N/A	
DCA-111-1 H-29	Pipe Support	80A2777	B-K-2	B4.10	VT	2777-384F,384PV	NO	N/A	
DCA-111-1 H-30	Pipe Support	80A2777	B-K-2	B4.10	VT	2777-446F,446PV	NO	N/A	
DCA-111-1 H-27	Pipe Support	80A2777	B-K-2	B4.10	VT	2777-383F,383PV	NO	N/A	
DCA-111-1 H-28	Pipe Support	80A2777	B-K-2	B4.10	VT	2777-819	NO	N/A	
DCA-111-1 H-25	Pipe Support	80A2777	B-K-2	B4.10	VT	2777-167F,167PV	NO	N/A	

COMPONENT IDENTIFICATION	COMPONENT DESCRIPTION	PROCEDURE NUMBER	CODE CATEGORY	CODE ITEM NUMBER	CODE EXAM METHOD	DATA SHEET	INDICATIONS	EVALUATIONS	REMARKS
SUPPORT EXAMINATIONS									
DCA-111-1 H-26	Pipe Support	80A2777	B-K-2	B4.10	VT	2777-168F,168PV	NO	N/A	
DCA-111-1 H-23	Pipe Support	80A2777	B-K-2	B4.10	VT	2777-407F,407PV	NO	N/A	
DCA-111-1 H-24	Pipe Support	80A2777	B-K-2	B4.10	VT	2777-382F,382PV	NO	N/A	
DCA-111-1 H-2	Pipe Support	80A2777	B-K-2	B4.10	VT	2777-740	NO	N/A	
DCA-111-1 H-21	Pipe Support	80A2777	B-K-2	B4.10	VT	2777-165F,165PV	NO	N/A	
DCA-111-1 H-22	Pipe Support	80A2777	B-K-2	B4.10	VT	2777-166F,166PV	NO	N/A	
DCA-111-1 H-20	Pipe Support	80A2777	B-K-2	B4.10	VT	2777-164F,164PV	NO	N/A	

System: Residual Heat Removal
 Reference Drawing: No. DCA-111-1
 Susquehanna Final Report

nes

80A2804

Rev: 3 Page: 52 of 167

COMPONENT IDENTIFICATION	COMPONENT DESCRIPTION	PROCEDURE NUMBER	CODE CATEGORY	CODE ITEM NUMBER	CODE EXAM METHOD	DATA SHEET	INDICATIONS	EVALUATIONS	REMARKS
SUPPORT EXAMINATIONS									
DCA-111-1 H-3	Pipe Support	80A2777	B-K-2	B4.10	VT	2777-163F,163PV	NO	N/A	
DCA-111-1 H-39	Pipe Support	80A2777	B-K-2	B4.10	VT	2777-977	NO	N/A	

COMPONENT IDENTIFICATION	COMPONENT DESCRIPTION	PROCEDURE NUMBER	CODE CATEGORY	CODE ITEM NUMBER	CODE EXAM METHOD	DATA SHEET	INDICATIONS	EVALUATIONS	REMARKS
PIPING WELDS									
DCA-111-2 FW-1	Pipe to Elbow	80A2771	B-J	B4.5	UT	2771-678, 687, 688	NO	N/A	
DCA-111-2 1-A	Elbow to Pipe	80A2771	B-J	B4.5	UT	2771-678, 687, 688	NO	N/A	
DCA-111-2 1-B	Pipe to Elbow	80A2771	B-J	B4.5	UT	2771-678, 687, 688	NO	N/A	
DCA-111-2 FW-2	Elbow to Elbow	80A2771	B-J	B4.5	UT	2771-678, 687, 688	NO	N/A	
DCA-111-2 2-A	Elbow to Pipe	80A2771	B-J	B4.5	UT	2771-678, 687, 688	NO	N/A	
DCA-111-2 2-B	Pipe to Elbow	80A2771	B-J	B4.5	UT	2771-678, 687, 688	NO	N/A	
DCA-111-2 FW-3	Elbow to Pipe	80A2771	B-J	B4.5	UT	2771-678, 687, 688	NO	N/A	
DCA-111-2 3-A	Pipe to Flange	80A2771	B-J	B4.5	UT	2771-1151, 1152, 1153	NO	N/A	

System: Residual Heat Removal
 Reference Drawing: No. DCA-111-2
 Susquehanna Final Report

nes

80A2804

Rev: 3 Page: 54 of 167

COMPONENT IDENTIFICATION	COMPONENT DESCRIPTION	PROCEDURE NUMBER	CODE CATEGORY	CODE ITEM NUMBER	CODE EXAM METHOD	DATA SHEET	INDICATIONS	EVALUATIONS	REMARKS
PIPING WELDS									
DCA-111-2 FW-17	Flange to Pipe	80A2771	B-J	B4.5	UT	2771-1153, 1152, 1151	NO	N/A	
DCA-111-2 4-E	Pipe Longitudinal Seam	80A2771	B-J	B4.5	UT	2771-671, 672, 673	NO	N/A	
DCA-111-2 4-A	Pipe to Elbow	80A2771	B-J	B4.5	UT	2771-671, 672, 673	NO	N/A	
DCA-111-2 4-B	Elbow to Pipe	80A2771	B-J	B4.5	UT	2771-671, 672, 673	NO	N/A	
DCA-111-2 4-F	Pipe Longitudinal Seam	80A2771	B-J	B4.5	UT	2771-671, 672, 673	NO	N/A	
DCA-111-2 FW-9	Pipe to Elbow	80A2771	B-J	B4.5	UT	2771-1153, 1152, 1151	NO	N/A	
DCA-111-2 FW-4	Elbow to Pipe	80A2771	B-J	B4.5	UT	2771-1151, 1152, 1153	NO	N/A	
DCA-111-2 FW-10	Pipe to Elbow	80A2771	B-J	B4.5	UT	2771-1151, 1152, 1153	NO	N/A	

System: Residual Heat Removal
 Reference Drawing: No. DCA-111-2
 Susquehanna Final Report

NES

80A2804

Rev: 6 Page: 55 of 167

COMPONENT IDENTIFICATION	COMPONENT DESCRIPTION	PROCEDURE NUMBER	CODE CATEGORY	CODE ITEM NUMBER	CODE EXAM METHOD	DATA SHEET	INDICATIONS	EVALUATIONS	REMARKS
PIPING WELDS									
DCA-111-2 FW-11	Elbow to Pipe	80A2771	B-J	B4.5	UT	2771-1151, 1152, 1153	NO	N/A	
DCA-111-2 FW-5	Pipe to Valve E11-F019	80A2771	B-J	B4.5	UT	2771-369, 870, 871	NO	N/A	
DCA-111-2 FW-13	Valve E11-F019 to Pipe	80A2771	B-J	B4.5	UT	2771-1153, 1152, 1151	NO	N/A	
DCA-111-2 FW-16	Pipe to Flange	80A2771	B-J	B4.5	UT	2771-1153, 1152, 1151	NO	N/A	
DCA-111-2 FW-14	Flange to Elbow	80A2771	B-J	B4.5	UT	2771-1153, 1152, 1151	NO	N/A	
DELETED									
DCA-111-2 FW-18	Elbow to Flange (Nozzle N-6B) Bimetallic	80A2771	B-F	B4.1	UT	2771-1153, 1152, 1151	NO	N/A	
		80A2775			PT	2775-191	NO	N/A	
SUPPORT EXAMINATIONS									
DCA-111-2 H-18	Pipe Support	80A2777	B-K-2	B4.10	VT	2777-25PV, 25F	NO	N/A	





80A2804

COMPONENT IDENTIFICATION	COMPONENT DESCRIPTION	PROCEDURE NUMBER	CODE CATEGORY	CODE ITEM NUMBER	CODE EXAM METHOD	DATA SHEET	INDICATIONS	EVALUATIONS	REMARKS
SUPPORT EXAMINATIONS									
DCA-111-2 H-19	Pipe Support	80A2777	B-K-2	B4.10	VT	2777-26PV, 26F	NO	N/A	
DCA-111-2 H-16	Pipe Support	80A2777	B-K-2	B4.10	VT	2777-385F, 385PV	NO	N/A	
DCA-111-2 H-17	Pipe Support	80A2777	B-K-2	B4.10	VT	2777-24PV, 24F	NO	N/A	
DCA-111-2 H-5	Pipe Support	80A2777	B-K-2	B4.10	VT	2777-20PV, 20F	NO	N/A	
DCA-111-2 H-4	Pipe Support	80A2777	B-K-2	B4.10	VT	2777-19PV, 19F	NO	N/A	
DCA-111-2 H-15	Pipe Support	80A2777	B-K-2	B4.10	VT	2777-23PV, 23F	NO	N/A	
DCA-111-2 H-14	Pipe Support	80A2777	B-K-2	B4.10	VT	2777-306, 162PV	NO	N/A	
DCA-111-2 H-12	Pipe Support	80A2777	B-K-2	B4.10	VT	2777-21PV, 21F	NO	N/A	

System: Residual Heat Removal
 Reference Drawings: No. DCA-111-2
 Susquehanna Final Report

NES

80A2804

Rev: 4 Page: 57 of 167

COMPONENT IDENTIFICATION	COMPONENT DESCRIPTION	PROCEDURE NUMBER	CODE CATEGORY	CODE ITEM NUMBER	CODE EXAM METHOD	DATA SHEET	INDICATIONS	EVALUATIONS	REMARKS
SUPPORT EXAMINATIONS									
DCA-111-2 II-6	Pipe Support	80A2777	B-K-2	B4.10	VT	2777-1127	NO	N/A	
DCA-111-2 II-11	Pipe Support	80A2777	B-K-2	B4.10	VT	2777-703	NO	N/A	
DCA-111-2 II-9	Pipe Support	80A2777	B-K-2	B4.10	VT	2777-710	NO	N/A	
DCA-111-2 II-33	Pipe Support	80A2777	B-K-2	B4.10	VT	2777-1126	NO	N/A	
DCA-111-2 II-37	Pipe Support	80A2777	B-K-2	B4.10	VT	2777-1125	NO	N/A	
DCA-111-2 II-7	Pipe Support	80A2777	B-K-2	B4.10	VT	2777-1124	NO	N/A	
DCA-111-2 II-8	Pipe Support	80A2777	B-K-2	B4.10	VT	2777-709	NO	N/A	
DCA-111-2- II-38	Pipe Support	80A2777	B-K-2	B4.10	VT	2777-654	NO	N/A	

System: Residual Heat Removal
 Reference Drawing: No. DCA-111-2
 Susquehanna Final Report



80A2804

Rev: 3 Page: 58 of 167

COMPONENT IDENTIFICATION	COMPONENT DESCRIPTION	PROCEDURE NUMBER	CODE CATEGORY	CODE ITEM NUMBER	CODE EXAM METHOD	DATA SHEET	INDICATIONS	EVALUATIONS	REMARKS
SUPPORT EXAMINATIONS									
DCA-111-2 H-36	Pipe Support	80A2777	B-K-2	B4.10	VT	2777-406F,406PV	NO	N/A	
DCA-111-2 H-40	Pipe Support	80A2777	B-K-2	B4.10	VT	2777-391F,391PV	NO	N/A	
DCA-111-2 H-41	Pipe Support	80A2777	B-K-2	B4.10	VT	2777-971	NO	N/A	
VALVE EXAMINATIONS									
DCA-111-2 1F019	Valve 1F019 Internal Pressure Boundary Surfaces	80A2777	B-M-2	B6.7	VT	INACCESSIBLE	N/A	N/A	Note 3
BOLTING EXAMINATIONS									
DCA-111-2 3-A-B	Flange Bolting At Weld 3-A	80A2777	B-G-2	B7.50	VT	2777-1093	NO	N/A	Note 1
DCA-111-2 FW-16-B	Flange Bolting At Weld FW-16	80A2777	B-G-2	B7.50	VT	2777-1092	NO	N/A	Note 1

COMPONENT IDENTIFICATION	COMPONENT DESCRIPTION	PROCEDURE NUMBER	CODE CATEGORY	CODE ITEM NUMBER	CODE EXAM METHOD	DATA SHEET	INDICATIONS	EVALUATIONS	REMARKS
PIPING WELDS									
DCB-102-1 FW-4	Flued Head Penetration X-17 to Elbow	80A2771	C-F	C2.1	UT	2771-692, 693, 694 692A, 693A, 694A	NO	N/A	
DCB-102-1 1-G	Elbow to Pipe	80A2771	C-F	C2.1	UT	2771-692, 693, 694	NO	N/A	
DCB-102-1 1-F	Elbow to Pipe	80A2771	C-F	C2.1	UT	2771-692, 693, 694	NO	N/A	
DCB-102-1 FW-6	Pipe to Pipe	80A2771	C-F	C2.1	UT	2771-692, 693, 694	NO	N/A	
DCB-102-1 1-D	Pipe to Elbow	80A2771	C-F	C2.1	UT	2771-692, 693, 694	NO	N/A	
DCB-102-1 FW-5	Elbow to Pipe	80A2771	C-F	C2.1	UT	2771-692, 693, 694	NO	N/A	
DCB-102-1 2-B	Pipe to Elbow	80A2771	C-F	C2.1	UT	2771-692, 693, 694	NO	N/A	
DCB-102-1 2-A	Elbow to Pipe	80A2771	C-F	C2.1	UT	2771-692, 693, 694	NO	N/A	

System: Residual Heat Removal
 Reference Drawing: No. DCB-102-1
 Susquehanna Final Report

1105

80A2804

Rev: 5 Page: 60 of 167

COMPONENT IDENTIFICATION	COMPONENT DESCRIPTION	PROCEDURE NUMBER	CODE CATEGORY	CODE ITEM NUMBER	CODE EXAM METHOD	DATA SHEET	INDICATIONS	EVALUATIONS	REMARKS
PIPING WELDS									
DCB-102-1 FW-2	Valve HV-E11-1F023 to Flued Head Penetration X-17	80A2771	C-F	C2.1	UT	2771-1327, 1328, 1329	NO	N/A	Incomplete Exam Note 3 5
DCB-102-1 FW-1	Pipe to Valve HV-E11-1F023	80A2771	C-F	C2.1	UT	2771-692, 693, 694	NO	N/A	
SUPPORT EXAMINATIONS									
DCB-102-1 H-1	Pipe Support	80A2777	C-E-2	C2.6	VT	2777-386F, 386PV	NO	N/A	
	Pipe Support, 1 lug	80A2775	C-E-1	C3.40	PT	2775-95	NO	N/A	Note 1
DCB-102-1 H-3	Pipe Support	80A2777	C-E-2	C2.6	VT	2777-342	NO	N/A	
DCB-102-1 H-2	Pipe Support	80A2777	C-E-2	C2.6	VT	2777-983	N/A	N/A	Incomplete Exam Note 3
	Pipe Support, Collar	80A2775	C-E-1	C3.40	PT	2775-134	NO	N/A	Note 1
DCB-102-1 FW-3	Flued Head to Penetration X-17 Sleeve Integrally Welded Support	80A2777	C-E-2	C2.6	VT	2777-637	NO	N/A	
		80A2775	C-E-1	C3.40	PT	2775-133	NO	N/A	Note 1

COMPONENT IDENTIFICATION	COMPONENT DESCRIPTION	PROCEDURE NUMBER	CODE CATEGORY	CODE ITEM NUMBER	CODE EXAM METHOD	DATA SHEET	INDICATIONS	EVALUATIONS	REMARKS
PIPING WELDS									
GDB-104-1 7-B	Flange to Elbow	80A2771	C-F	C2.1	UT	2771-223, 221, 222	NO	N/A	
GDB-104-1 7-C	Elbow to Pipe	80A2771	C-F	C2.1	UT	2771-12, 5, 6	NO	N/A	
GDB-104-1 FW-9	Valve E11-1F031A to Pipe	80A2771	C-F	C2.1	UT	2771-12, 5, 6	NO	N/A	
GDB-104-1 FW-10	Valve E11-1F031A to Pipe	80A2771	C-F	C2.1	UT	2771-12, 5, 6	NO	N/A	
GDB-104-1 FW-14	Pipe to Flange	80A2771	C-F	C2.1	UT	2771-169, 165, 222	NO	N/A	
GDB-104-1 FW-13	Flange to Pipe	80A2771	C-F	C2.1	UT	2771-169, 165, 222	NO	N/A	
GDB-104-1 FW-8	Pipe to Valve E11-1F034A	80A2771	C-F	C2.1	UT	2771-12, 5, 6	NO	N/A	
GDB-104-1 FW-7	Valve E11-1F034A to Elbow	80A2771	C-F	C2.1	UT	2771-223, 221, 222	NO	N/A	

COMPONENT IDENTIFICATION	COMPONENT DESCRIPTION	PROCEDURE NUMBER	CODE CATEGORY	CODE ITEM NUMBER	CODE EXAM METHOD	DATA SHEET	INDICATIONS	EVALUATIONS	REMARKS
PIPING WELDS									
GBB-104-1 5A-A	Elbow to Pipe	80A2771	C-F	C2.1	UT	2771-12, 221, 222	NO	N/A	
GBB-104-1 5A-B	Pipe to Reducer	80A2771	C-F	C2.1	UT	2771-12, 5, 6	NO	N/A	
GBB-104-1 5A-C	Reducer to Tee	80A2771	C-F	C2.1	UT	2771-641, 642, 707	NO	N/A	
GBB-104-1 FW-6	Tee to Reducer	80A2771	C-F	C2.1	UT	2771-641, 642, 707	NO	N/A	
GBB-104-1 4-B	Reducer to Elbow	80A2771	C-F	C2.1	UT	2771-1321, 1322, 1323	NO	N/A	
GBB-104-1 4-A	Elbow to Pipe	80A2771	C-F	C2.1	UT	2771-12, 5, 6	NO	N/A	
GBB-104-1 FW-5	Pipe to Elbow	80A2771	C-F	C2.1	UT	2771-12, 5, 6	NO	N/A	
GBB-104-1 3-B	Elbow to Pipe	80A2771	C-F	C2.1	UT	2771-12, 5, 6	NO	N/A	

COMPONENT IDENTIFICATION	COMPONENT DESCRIPTION	PROCEDURE NUMBER	CODE CATEGORY	CODE ITEM NUMBER	CODE EXAM METHOD	DATA SHEET	INDICATIONS	EVALUATIONS	REMARKS
PIPING WELDS									
GBB-104-1 3-A	Pipe to Elbow	80A2771	C-F	C2.1	UT	2771-12, 5, 6	NO	N/A	
GBB-104-1 FW-4	Elbow to Valve E11-1F034C	80A2771	C-F	C2.1	UT	2771-223, 221, 222	NO	N/A	
GBB-104-1 FW-3	Valve E11-1F034C to Pipe	80A2771	C-F	C2.1	UT	2771-12, 5, 6	NO	N/A	
GBB-104-1 FW-12	Pipe to Flange	80A2771	C-F	C2.1	UT	2771-169, 165, 183	NO	N/A	
GBB-104-1 FW-11	Flange to Pipe	80A2771	C-F	C2.1	UT	2771-169, 165, 183 169A, 165A, 183A	NO	N/A	
GBB-104-1 FW-2	Pipe to Valve E11-1F031C	80A2771	C-F	C2.1	UT	2771-12, 5, 6	NO	N/A	
GBB-104-1 FW-1	Valve E11-1F031C to Pipe	80A2771	C-F	C2.1	UT	2771-12, 5, 6	NO	N/A	
GBB-104-1 1-C	Pipe to Elbow	80A2771	C-F	C2.1	UT	2771-12, 5, 6	NO	N/A	

System: Residual Heat Removal
 Reference Drawing: No. GBB-104-1
 Susquehanna Final Report

1125

80A2804

Rev: 3 Page: 64 of 167

COMPONENT IDENTIFICATION	COMPONENT DESCRIPTION	PROCEDURE NUMBER	CODE CATEGORY	CODE ITEM NUMBER	CODE EXAM METHOD	DATA SHEET	INDICATIONS	EVALUATIONS	REMARKS
PIPING WELDS									
GBB-104-1 1-B	Elbow to Flange	80A2771	C-F	C2.1	UT	2771-223, 221, 222	NO	N/A	
GBB-104-1 5-D	Tee to Pipe	80A2771	C-F	C2.1	UT	2771-354, 356, 355	NO	N/A	
SUPPORT EXAMINATIONS									
GBB-104-1 H-12	Pipe Support	80A2777	C-E-2	C2.6	VT	2777-867	NO	N/A	
GBB-104-1 H-11	Pipe Support	80A2777	C-E-2	C2.6	VT	2777-827	NO	N/A	
GBB-104-1 H-10	Pipe Support	80A2777	C-E-2	C2.6	VT	2777-828F, 828PV	NO	N/A	
	Pipe Support, 4 Lugs	80A2775	C-E-1	C3.40	PT	2775-48, 48RI	NO	N/A	Note 1
GBB-104-1 H-9	Pipe Support	80A2777	C-E-2	C2.6	VT	2777-772	NO	N/A	
GBB-104-1 H-8	Pipe Support	80A2777	C-E-2	C2.6	VT	2777-608	NO	N/A	

COMPONENT IDENTIFICATION	COMPONENT DESCRIPTION	PROCEDURE NUMBER	CODE CATEGORY	CODE ITEM NUMBER	CODE EXAM METHOD	DATA SHEET	INDICATIONS	EVALUATIONS	REMARKS
SUPPORT EXAMINATIONS									
GBB-104-1 H-4	Pipe Support	80A2777	C-E-2	C2.6	VT	2777-771	NO	N/A	
GBB-104-1 H-3	Pipe Support	80A2777	C-E-2	C2.6	VT	2777-142	NO	N/A	
GBB-104-1 H-5	Pipe Support	80A2777	C-E-2	C2.6	VT	2777-529	NO	N/A	
	Pipe Support, 8 lugs	80A2775	C-E-1	C3.40	PT	2775-41, 41R1, 41R2	NO	N/A	Note 1
GBB-104-1 H-6	Pipe Support	80A2777	C-E-2	C2.6	VT	2777-770	NO	N/A	
GBB-104-1 H-7	Pipe Support	80A2777	C-E-2	C2.6	VT	2777-530	NO	N/A	
GBB-104-1 H-13	Pipe Support	80A2777	C-E-2	C2.6	VT	2777-528F, 528PV	NO	N/A	
GBB-104-1 H-14	Pipe Support	80A2777	C-E-2	C2.6	VT	2777-994	NO	N/A	
	Pipe Support, 8 lugs	80A2775	C-E-1	C3.40	PT	2775-42, 42R1	NO	N/A	Note 1
GBB-104-1 H-15	Pipe Support	80A2777	C-E-2	C2.6	VT	2777-609F, 609PV	NO	N/A	

System: Residual Heat Removal
 Reference Drawing: No. GBB-104-1
 Susquehanna Final Report

NES

80A2804

Rev: 3 Page: 66 of 167

COMPONENT IDENTIFICATION	COMPONENT DESCRIPTION	PROCEDURE NUMBER	CODE CATEGORY	CODE ITEM NUMBER	CODE EXAM METHOD	DATA SHEET	INDICATIONS	EVALUATIONS	REMARKS
SUPPORT EXAMINATIONS									
GBB-104-1 H-16	Pipe Support	80A2777	C-E-2	C2.6	VT	2777-531	NO	N/A	
	Pipe Support, 4 lugs	80A2775	C-E-1	C3.40	PT	2775-48, 48R1-A	NO	N/A	Note 1
GBB-104-1 H-17	Pipe Support	80A2777	C-E-2	C2.6	VT	2777-144F, 144PV	NO	N/A	
GBB-104-1 H-18	Pipe Support	80A2777	C-E-2	C2.6	VT	2777-866	NO	N/A	



80A2804

COMPONENT IDENTIFICATION	COMPONENT DESCRIPTION	PROCEDURE NUMBER	CODE CATEGORY	CODE ITEM NUMBER	CODE EXAM METHOD	DATA SHEET	INDICATIONS	EVALUATIONS	REMARKS
PIPING WELDS									
GBB-104-2 FW-1	Pipe to Elbow	80A2771	C-F	C2.1	UT	2771-203, 213, 214	NO	N/A	
GBB-104-2 5-A	Elbow to Pipe	80A2771	C-F	C2.1	UT	2771-203, 213, 214	NO	N/A	
GBB-104-2 FW-7	Pipe to Tee	80A2771	C-F	C2.1	UT	2771-315, 319, 316	NO	N/A	
GBB-104-2 FW-2	Tee to Pipe	80A2771	C-F	C2.1	UT	2771-163, 164, 177	NO	N/A	
GBB-104-2 2-A	Pipe to Elbow	80A2771	C-F	C2.1	UT	2771-163, 164, 177	NO	N/A	
GBB-104-2 2-B	Elbow to Pipe	80A2771	C-F	C2.1	UT	2771-163, 164, 177	NO	N/A	
GBB-104-2 2-C	Pipe to Elbow	80A2771	C-F	C2.1	UT	2771-163, 164, 177	NO	N/A	
GBB-104-2 FW-3	Elbow to Pipe	80A2771	C-F	C2.1	UT	2771-163, 164, 177	NO	N/A	

COMPONENT IDENTIFICATION	COMPONENT DESCRIPTION	PROCEDURE NUMBER	CODE CATEGORY	CODE ITEM NUMBER	CODE EXAM METHOD	DATA SHEET	INDICATIONS	EVALUATIONS	REMARKS
PIPING WELDS									
GBB-104-2 3-A	Pipe to Elbow	80A2771	C-F	C2.1	UT	2771-163, 164, 177	NO	N/A	
GBB-104-2 3-B	Elbow to Pipe	80A2771	C-F	C2.1	UT	2771-163, 164, 177	NO	N/A	
GBB-104-2 3-C	Pipe to Elbow	80A2771	C-F	C2.1	UT	2771-163, 164, 177	NO	N/A	
GBB-104-2 FW-4	Elbow to Pipe	80A2771	C-F	C2.1	UT	2771-163, 164, 177	NO	N/A	
GBB-104-2 4-C	Pipe to Elbow	80A2771	C-F	C2.1	UT	2771-163, 164, 177	NO	N/A	
GBB-104-2 4-A	Elbow to Elbow	80A2771	C-F	C2.1	UT	2771-163, 240, 245	NO	N/A	
GBB-104-2 1-C	Tee to Elbow	80A2771	C-F	C2.1	UT	2771-203, 213, 214	NO	N/A	
GBB-104-2 1-D	Elbow to Pipe	80A2771	C-F	C2.1	UT	2771-269, 259, 273	NO	N/A	

System: Residual Heat Removal
 Reference Drawing: No. GBB-104-2
 Susquehanna Final Report



80A2804

Rev: 3 Page: 69 of 167

COMPONENT IDENTIFICATION	COMPONENT DESCRIPTION	PROCEDURE NUMBER	CODE CATEGORY	CODE ITEM NUMBER	CODE EXAM METHOD	DATA SHEET	INDICATIONS	EVALUATIONS	REMARKS
SUPPORT EXAMINATIONS									
GBB-104-2 H-2	Pipe Support	80A2777	C-E-2	C2.6	VT	2777-865	NO	N/A	
GBB-104-2 H-1	Pipe Support	80A2777	C-E-2	C2.6	VT	2777-307	NO	N/A	
GBB-104-2 H-44	Pipe Support	80A2777	C-E-2	C2.6	VT	2777-308	NO	N/A	
GBB-104-2 H-45	Pipe Support	80A2777	C-E-2	C2.6	VT	2777-533	NO	N/A	
GBB-104-2 H-46	Pipe Support	80A2777	C-E-2	C2.6	VT	2777-769	NO	N/A	
GBB-104-2 H-47	Pipe Support	80A2777	C-E-2	C2.6	VT	2777-532PV, 532F	NO	N/A	
GBB-104-2 H-48	Pipe Support	80A2777	C-E-2	C2.6	VT	2777-984	NO	N/A	
GBB-104-2 H-49	Pipe Support	80A2777	C-E-2	C2.6	VT	2777-143F, 143PV	NO	N/A	

System: Residual Heat Removal
 Reference Drawing: No. GBB-104-2
 Susquehanna Final Report

1125
 80A2804

Rev: 3 Page: 70 of 167


COMPONENT IDENTIFICATION	COMPONENT DESCRIPTION	PROCEDURE NUMBER	CODE CATEGORY	CODE ITEM NUMBER	CODE EXAM METHOD	DATA SHEET	INDICATIONS	EVALUATIONS	REMARKS
SUPPORT EXAMINATIONS									
GBB-104-2 H-50	Pipe Support	80A2777	C-E-2	C2.6	VT	2777-61F, 61PV	NO	N/A	
GBB-104-2- H-52	Pipe Support	80A2777	C-E-2	C2.6	VT	2777-939	NO	N/A	

System: Residual Heat Removal
 Reference Drawing: No. GBB-104-3
 Susquehanna Final Report

nes

80A2804

Rev: 5 Page: 71 of 167

COMPONENT IDENTIFICATION	COMPONENT DESCRIPTION	PROCEDURE NUMBER	CODE CATEGORY	CODE ITEM NUMBER	CODE EXAM METHOD	DATA SHEET	INDICATIONS	EVALUATIONS	REMARKS
PIPING WELDS									
GBB-104-3 7-B	Flange to Elbow	80A2771	C-F	C2.1	UT	2771-207, 205, 206	NO	N/A	
GBB-104-3 7-A	Elbow to Pipe	80A2771	C-F	C2.1	UT	2771-14, 26, 28	NO	N/A	
GBB-104-3 FW-10	Pipe to Valve E11-1F031D	80A2771	C-F	C2.1	UT	2771-14, 30, 29	NO	N/A	Incomplete Exam Note 3 
GBB-104-3 FW-11	Valve E11-1F031D to Pipe	80A2771	C-F	C2.1	UT	2771-251, 261, 262	NO	N/A	
GBB-104-3 FW-19	Pipe to Flange	80A2771	C-F	C2.1	UT	2771-260, 261, 262	NO	N/A	
GBB-104-3 FW-18	Flange to Pipe	80A2771	C-F	C2.1	UT	2771-807, 808, 809 260, 261, 262	NO	N/A	
GBB-104-3 FW-12	Pipe to Valve E11-1F034D	80A2771	C-F	C2.1	UT	2771-14, 30, 29	NO	N/A	
GBB-104-3 FW-13	Valve E11-1F034D to Elbow	80A2771	C-F	C2.1	UT	2771-207, 205, 206	NO	N/A	

System: Residual Heat Removal
 Reference Drawing: No. GBB-104-3
 Susquehanna Final Report



Rev: 3 Page: 72 of 167

COMPONENT IDENTIFICATION	COMPONENT DESCRIPTION	PROCEDURE NUMBER	CODE CATEGORY	CODE ITEM NUMBER	CODE EXAM METHOD	DATA SHEET	INDICATIONS	EVALUATIONS	REMARKS
PIPING WELDS									
GBB-104-3 5-A	Elbow to Pipe	80A2771	C-F	C2.1	UT	2771-14, 30, 29	NO	N/A	
GBB-104-3 5-B	Pipe to Reducer	80A2771	C-F	C2.1	UT	2771-14, 30, 29	NO	N/A	
GBB-104-3 5-C	Reducer to Tee	80A2771	C-F	C2.1	UT	2771-622, 623, 624	NO	N/A	
GBB-104-3 FW-8	Tee to Reducer	80A2771	C-F	C2.1	UT	2771-622, 623, 624	NO	N/A	
GBB-104-3 4-B	Reducer to Elbow	80A2771	C-F	C2.1	UT	2771-207, 205, 206	NO	N/A	
GBB-104-3 4-A	Elbow to Pipe	80A2771	C-F	C2.1	UT	2771-200, 201, 202	NO	N/A	
GBB-104-3 FW-7	Pipe to Elbow	80A2771	C-F	C2.1	UT	2771-14, 30, 29	NO	N/A	
GBB-104-3 3-B	Elbow to Pipe	80A2771	C-F	C2.1	UT	2771-14, 30, 29	NO	N/A	

COMPONENT IDENTIFICATION	COMPONENT DESCRIPTION	PROCEDURE NUMBER	CODE CATEGORY	CODE ITEM NUMBER	CODE EXAM METHOD	DATA SHEET	INDICATIONS	EVALUATIONS	REMARKS
PIPING WELDS									
GBB-104-3 3-A	Pipe to Elbow	80A2771	C-F	C2.1	UT	2771-14, 26, 28	NO	N/A	
GBB-104-3 FW-6	Elbow to Valve E11-F034B	80A2771	C-F	C2.1	UT	2771-207, 205, 206	NO	N/A	
GBB-104-3 FW-5	Valve E11-F034B to Pipe	80A2771	C-F	C2.1	UT	2771-14, 26, 28	NO	N/A	
GBB-104-3 FW-17	Pipe to Flange	80A2771	C-F	C2.1	UT	2771-260, 261, 262	NO	N/A	
GBB-104-3 FW-16	Flange to Pipe	80A2771	C-F	C2.1	UT	2771-207, 205, 206	NO	N/A	
GBB-104-3 FW-4	Pipe to Valve E11-1F031B	80A2771	C-F	C2.1	UT	2771-14, 105, 100	NO	N/A	
GBB-104-3 FW-3	Valve E11-1F031B to Pipe	80A2771	C-F	C2.1	UT	2771-14, 26, 28	NO	N/A	
GBB-104-3 1-B	Pipe to Elbow	80A2771	C-F	C2.1	UT	2771-14, 26, 28, 14A, 26A, 28A	NO	N/A	

System: Residual Heat Removal
 Reference Drawing: No. GBB-104-3
 Susquehanna Final Report

nes

80A2804

Rev: 3 Page: 74 of 167

COMPONENT IDENTIFICATION	COMPONENT DESCRIPTION	PROCEDURE NUMBER	CODE CATEGORY	CODE ITEM NUMBER	CODE EXAM METHOD	DATA SHEET	INDICATIONS	EVALUATIONS	REMARKS
PIPING WELDS									
GBB-104-3 I-A	Elbow to Flange	80A2771	C-F	C2.1	UT	2771-207, 205, 206	NO	N/A	
GBB-104-3 5-D	Tee to Pipe	80A2771	C-F	C2.1	UT	2771-121, 122, 393	NO	N/A	
SUPPORT EXAMINATIONS									
GBB-104-3 H-35	Pipe Support	80A2777	C-E-2	C2.6	VT	2777-856	NO	N/A	
GBB-104-3 H-36	Pipe Support	80A2777	C-E-2	C2.6	VT	2777-1078	NO	N/A	
GBB-104-3 H-34	Pipe Support	80A2777	C-E-2	C2.6	VT	2777-829	NO	N/A	
	Pipe Support, 4 lugs	80A2775	C-E-1	C3.40	PT	2775-46, 46R1	NO	N/A	Note 1
GBB-104-3 H-33	Pipe Support	80A2777	C-E-2	C2.6	VT	2777-156F, 156PV	NO	N/A	
GBB-104-3 H-32	Pipe Support	80A2777	C-E-2	C2.6	VT	2777-830	NO	N/A	
	Pipe Support, 8 lugs	80A2775	C-E-1	C3.40	PT	2775-112	NO	N/A	Note 1

COMPONENT IDENTIFICATION	COMPONENT DESCRIPTION	PROCEDURE NUMBER	CODE CATEGORY	CODE ITEM NUMBER	CODE EXAM METHOD	DATA SHEET	INDICATIONS	EVALUATIONS	REMARKS
SUPPORT EXAMINATIONS									
GBB-104-3 H-31	Pipe Support	80A2777	C-E-2	C2.6	VT	2777-995	NO	N/A	
GBB-104-3 H-25	Pipe Support	80A2777	C-E-2	C2.6	VT	2777-188F, 188PV	NO	N/A	
GBB-104-3 H-24	Pipe Support	80A2777	C-E-2	C2.6	VT	2777-155F, 155PV	NO	N/A	
GBB-104-3 H-23	Pipe Support	80A2777	C-E-2	C2.6	VT	2777-855	NO	N/A	
	Pipe Support, 8 lugs	80A2775	C-E-1	C3.40	PT	2775-47	NO	N/A	Note 1
GBB-104-3 H-22	Pipe Support	80A2777	C-E-2	C2.6	VT	2777-955	NO	N/A	
GBB-104-3 H-21	Pipe Support	80A2777	C-E-2	C2.6	VT	2777-954	NO	N/A	
GBB-104-3 H-26	Pipe Support	80A2777	C-E-2	C2.6	VT	2777-154F, 154PV	NO	N/A	
GBB-104-3 H-27	Pipe Support	80A2777	C-E-2	C2.6	VT	2777-761F, 761PV	NO	N/A	

System: Residual Heat Removal
 Reference Drawing: No. HDB-111-1;112-1
 Susquehanna Final Report

1125

80A2804

Rev: 4 Page: 155 of 167

COMPONENT IDENTIFICATION	COMPONENT DESCRIPTION	PROCEDURE NUMBER	CODE CATEGORY	CODE ITEM NUMBER	CODE EXAM METHOD	DATA SHEET	INDICATIONS	EVALUATIONS	REMARKS
PIPING WELDS									
HDB-111-1 FW-3	Pipe to Elbow	80A2771	C-F	C2.1	UT	2771-64, 89, 90	NO	N/A	
HDB-111-1 2-A	Elbow to Pipe	80A2771	C-F	C2.1	UT	2771-64, 89, 90	NO	N/A	
HDB-111-1 FW-2	Pipe to Elbow	80A2771	C-F	C2.1	UT	2771-252, 257, 258	NO	N/A	
HDB-111-1 1-G	Elbow to Pipe	80A2771	C-F	C2.1	UT	2771-64, 89, 90	NO	N/A	
HDB-111-1 1-D	Pipe to Tee	80A2771	C-F	C2.1	UT	2771-64, 89, 90	NO	N/A	
HDB-111-1 1-E	Tee to Pipe	80A2771	C-F	C2.1	UT	2771-50, 52, 51	NO	N/A	
HDB-112-1 FW-7	Pipe to Valve 1-51-060	80A2771	C-F	C2.1	UT	2771-50, 52, 51	NO	N/A	
HDB-111-1 1-B	Tee to Reducer	80A2771	C-F	C2.1	UT	2771-827, 828, 829	NO	N/A	

System: Residual Heat Removal
 Reference Drawing: No. HBB-111-1; 112-1
 Susquehanna Final Report

nes

80A2804

Rev: 4 Page: 156 of 167

COMPONENT IDENTIFICATION	COMPONENT DESCRIPTION	PROCEDURE NUMBER	CODE CATEGORY	CODE ITEM NUMBER	CODE EXAM METHOD	DATA SHEET	INDICATIONS	EVALUATIONS	REMARKS
PIPING WELDS									
HBB-111-1 1-A	Reducer to Elbow, Bimetallic	80A2771	C-F	C2.1	UT	2771-717, 718, 719	NO	N/A	Incomplete Exam Note 3
SUPPORT EXAMINATIONS									
HBB-111-1 H-2	Pipe Support	80A2777	C-E-2	C2.6	VT	2777-895	NO	N/A	
	Pipe Support, Sleeve	80A2775	C-E-1	C3.40	PT	2775-128	NO	N/A	Note 1
HBB-111-1 H-1	Pipe Support	80A2777	C-E-2	C2.6	VT	2777-559F, 559PV	NO	N/A	
HBB-111-1 H-28	Pipe Support	80A2777	C-E-2	C2.6	VT	2777-619F, 619PV	NO	N/A	
HBB-111-1 H-35	Pipe Support	80A2777	C-E-2	C2.6	VT	2777-1058	NO	N/A	
HBB-111-1 H-37	Pipe Support	80A2777	C-E-2	C2.6	VT	2777-1088	NO	N/A	

System: Residual Heat Removal
 Reference Drawings: No. HBB-111-1; 112-1
 Susquehanna Final Report



80A2804

Rev: 4 Page: 157 of 167

COMPONENT IDENTIFICATION	COMPONENT DESCRIPTION	PROCEDURE NUMBER	CODE CATEGORY	CODE ITEM NUMBER	CODE EXAM METHOD	DATA SHEET	INDICATIONS	EVALUATIONS	REMARKS
SUPPORT EXAMINATIONS									
HBB-111-1 11-26	Pipe Support	80A2777	C-E-2	C2.6	VT	2777-1006	NO	N/A	
HBB-111-1- 11-25	Pipe Support	80A2777	C-E-2	C2.6	VT	2777-634F, 634PV	NO	N/A	
HBB-111-1- 11-36	Pipe Support, Sleeve	80A2775	C-E-1	C3.40	PT	2775-162	NO	N/A	Note 1
	Pipe Support	80A2777	C-E-2	C2.6	VT	2777-1007	NO	N/A	



80A2804

COMPONENT IDENTIFICATION	COMPONENT DESCRIPTION	PROCEDURE NUMBER	CODE CATEGORY	CODE ITEM NUMBER	CODE EXAM METHOD	DATA SHEET	INDICATIONS	EVALUATIONS	REMARKS
PIPING WELDS									
HBB-111-2 FW-1	Tee to Pipe	80A2771	C-F	C2.1	UT	2771-383, 385, 384	NO	N/A	
HBB-111-2 1-A	Pipe to Elbow	80A2771	C-F	C2.1	UT	2771-383, 385, 384	NO	N/A	
HBB-111-2 FW-2	Elbow to Valve HV-E11-F006A	80A2771	C-F	C2.1	UT	2771-383, 385, 384	NO	N/A	
HBB-111-2 FW-3	Valve HV-E11-F006A to Pipe	80A2771	C-F	C2.1	UT	2771-383, 385, 384	NO	N/A	
HBB-111-2 FW-22	Pipe to Elbow	80A2771	C-F	C2.1	UT	2771-383, 385, 384	NO	N/A	
HBB-111-2 2-A	Elbow to Pipe	80A2771	C-F	C2.1	UT	2771-383, 385, 384	NO	N/A	
HBB-111-2 FW-4	Pipe to Elbow	80A2771	C-F	C2.1	UT	2771-383, 385, 384	NO	N/A	
HBB-111-2 3-F	Elbow to Pipe	80A2771	C-F	C2.1	UT	2771-383, 385, 384	NO	N/A	

System: Residual Heat Removal
 Reference Drawing: No. HBB-111-2
 Susquehanna Final Report

1125

80A2804

Rev: 4 Page: 159 of 167

COMPONENT IDENTIFICATION	COMPONENT DESCRIPTION	PROCEDURE NUMBER	CODE CATEGORY	CODE ITEM NUMBER	CODE EXAM METHOD	DATA SHEET	INDICATIONS	EVALUATIONS	REMARKS
PIPING WELDS									
HBB-111-2 3-E	Pipe to Elbow	80A2771	C-F	C2.1	UT	2771-383, 385, 384	NO	N/A	
HBB-111-2 3-D	Elbow to Pipe	80A2771 (80A2775)	C-F N/A	C2.1 N/A	UT N/A	2771-383, 385, 384 2775-184R2	NO NO	N/A N/A	Incomplete Exam Notes 3,4
HBB-111-2 3-C	Pipe to Elbow	80A2771	C-F	C2.1	UT	2771-383, 385, 384	NO	N/A	
HBB-111-2 3-B	Elbow to Pipe	80A2771	C-F	C2.1	UT	2771-383, 385, 384	NO	N/A	
HBB-111-2 3-A	Pipe to Elbow	80A2771	C-F	C2.1	UT	2771-383, 385, 384	NO	N/A	
HBB-111-2 FW-5	Elbow to Pipe	80A2771	C-F	C2.1	UT	2771-383, 385, 384	NO	N/A	
HBB-111-2 4-B	Pipe to Reducer	80A2771	C-F	C2.1	UT	2771-383, 385, 384	NO	N/A	
HBB-111-2 4-A	Reducer to Tee	80A2771	C-F	C2.1	UT	2771-637, 638, 639	NO	N/A	

COMPONENT IDENTIFICATION	COMPONENT DESCRIPTION	PROCEDURE NUMBER	CODE CATEGORY	CODE ITEM NUMBER	CODE EXAM METHOD	DATA SHEET	INDICATIONS	EVALUATIONS	REMARKS
PIPING WELDS									
HDB-111-2 4-C	Tee to Pipe	80A2771	C-F	C2.1	UT	2771-625, 626, 627	NO	N/A	
HDB-111-2 FW-8	Pipe to Valve HV-E11-F006C	80A2771	C-F	C2.1	UT	2771-739, 740, 741	NO	N/A	
HDB-111-2 FW-7	Valve HV-E11-F006C to Elbow	80A2771	C-F	C2.1	UT	2771-625, 626, 627	NO	N/A	
HDB-111-2 5-A	Elbow to Pipe	80A2771	C-F	C2.1	UT	2771-625, 626, 627	NO	N/A	
HDB-111-2 FW-6	Pipe to Tee	80A2771	C-F	C2.1	UT	2771-625, 626, 627	NO	N/A	
HDB-111-2 FW-9	Tee to Pipe	80A2771	C-F	C2.1	UT	2771-637, 638, 639	NO	N/A	
HDB-111-2 6-A	Pipe to Tee	80A2771	C-F	C2.1	UT	2771-637, 638, 639	NO	N/A	
HDB-111-2 6-B	Tee to Pipe	80A2771	C-F	C2.1	UT	2771-637, 638, 639	NO	N/A	

System: Residual Heat Removal
 Reference Drawing: No. HDB-111-2
 Susquehanna Final Report

1105

80A2804

Rev: 3 Page: 161 of 167

COMPONENT IDENTIFICATION	COMPONENT DESCRIPTION	PROCEDURE NUMBER	CODE CATEGORY	CODE ITEM NUMBER	CODE EXAM METHOD	DATA SHEET	INDICATIONS	EVALUATIONS	REMARKS
PIPING WELDS									
HDB-111-2 6-C	Pipe to Tee	80A2771	C-F	C2.1	UT	2771-637, 638, 639	NO	N/A	
HDB-111-2 6-F	Pipe to Tee	80A2771	C-F	C2.1	UT	2771-383, 626, 384	NO	N/A	
HDB-111-2 FW-13	Pipe to Valve HV-E11-F006B	80A2771	C-F	C2.1	UT	2771-739, 740, 741	NO	N/A	
HDB-111-2 FW-12	Valve HV-E11-F006B to Elbow	80A2771	C-F	C2.1	UT	2771-383, 385, 384	NO	N/A	
HDB-111-2 7-A	Elbow to Pipe	80A2771	C-F	C2.1	UT	2771-383, 385, 384	NO	N/A	
HDB-111-2 FW-11	Pipe to Tee	80A2771	C-F	C2.1	UT	2771-383, 385, 384	NO	N/A	
HDB-111-2 6-D	Tee to Reducer	80A2771	C-F	C2.1	UT	2771-637, 638, 639	NO	N/A	
HDB-111-2 6-E	Reducer to Pipe	80A2771	C-F	C2.1	UT	2771-383, 626, 384	NO	N/A	

System: Residual Heat Removal
 Reference Drawing: No. HDB-111-2
 Susquehanna Final Report

NES

80A2804

Rev: 3 Page: 162 of 167

COMPONENT IDENTIFICATION	COMPONENT DESCRIPTION	PROCEDURE NUMBER	CODE CATEGORY	CODE ITEM NUMBER	CODE EXAM METHOD	DATA SHEET	INDICATIONS	EVALUATIONS	REMARKS
PIPING WELDS									
HDB-111-2 FW-14	Pipe to Elbow	80A2771	C-F	C2.1	UT	2771-383, 385, 384	NO	N/A	
HDB-111-2 8-A	Elbow to Pipe	80A2771	C-F	C2.1	UT	2771-383, 385, 384	NO	N/A	
HDB-111-2 8-B	Pipe to Elbow	80A2771	C-F	C2.1	UT	2771-383, 385, 384	NO	N/A	
HDB-111-2 8-C	Elbow to Pipe	80A2771	C-F	C2.1	UT	2771-383, 385, 384	NO	N/A	
HDB-111-2 8-D	Pipe to Elbow	80A2771	C-F	C2.1	UT	2771-383, 385, 384	NO	N/A	
HDB-111-2 8-E	Elbow to Pipe	80A2771	C-F	C2.1	UT	2771-383, 385, 384	NO	N/A	
HDB-111-2 8-F	Pipe to Elbow	80A2771	C-F	C2.1	UT	2771-383, 385, 384	NO	N/A	
HDB-111-2 FW-15	Elbow to Pipe	80A2771	C-F	C2.1	UT	2771-383, 385, 384	NO	N/A	

COMPONENT IDENTIFICATION	COMPONENT DESCRIPTION	PROCEDURE NUMBER	CODE CATEGORY	CODE ITEM NUMBER	CODE EXAM METHOD	DATA SHEET	INDICATIONS	EVALUATIONS	REMARKS
PIPING WELDS									
HBB-111-2 9-A	Pipe to Elbow	80A2771	C-F	C2.1	UT	2771-383, 385, 384	NO	N/A	
HBB-111-2 9-B	Elbow to Pipe	80A2771	C-F	C2.1	UT	2771-383, 385, 384	NO	N/A	
HBB-111-2 FW-16	Pipe to Valve HV-E11-F006D	80A2771	C-F	C2.1	UT	2771-739, 740, 741	NO	N/A	
HBB-111-2 FW-17	Valve HV-E11-F006D to Elbow	80A2771	C-F	C2.1	UT	2771-383, 385, 384	NO	N/A	
HBB-111-2 FW-19	Elbow to Pipe	80A2771	C-F	C2.1	UT	2771-383, 385, 384	NO	N/A	
HBB-111-2 FW-18	Pipe to Tee	80A2771	C-F	C2.1	UT	2771-383, 385, 384	NO	N/A	
HBB-111-2 FW-10	Tee to Pipe	80A2771	C-F	C2.1	UT	2771-637, 638, 639	NO	N/A	

COMPONENT IDENTIFICATION	COMPONENT DESCRIPTION	PROCEDURE NUMBR	CODE CATEGORY	CODE ITEM NUMBER	CODE EXAM METHOD	DATA SHEET	INDICATIONS	EVALUATIONS	REMARKS
SUPPORT EXAMINATIONS									
HBB-111-2 H-5	Pipe Support, Stanchion	80A2775	C-E-1	C3.40	PT	2775-7	NO	N/A	Note 1
	Pipe Support	80A2777	C-E-2	C2.6	VT	2777-888	NO	N/A	
HBB-111-2 H-9	Pipe Support, Saddle	80A2775	C-E-1	C3.40	PT	2775-2, 2R1	NO	N/A	Note 1
	Pipe Support	80A2777	C-E-2	C2.6	VT	2777-886	NO	N/A	
HBB-111-2 H-12	Pipe Support, Stanchion	80A2775	C-E-1	C3.40	PT	2775-2	NO	N/A	Note 1
	Pipe Support	80A2777	C-E-2	C2.6	VT	2777-195PV, 195F	NO	N/A	
HBB-111-2 H-14	Pipe Support, 2 Stanchions, 4 Lugs	80A2775	C-E-1	C3.40	PT	2775-130, 130A	NO	N/A	Note 1
	Pipe Support	80A2777	C-E-2	C2.6	VT	2777-884	NO	N/A	
HBB-111-2 H-15	Pipe Support, Stanchion	80A2775	C-E-1	C3.40	PT	2775-5	NO	N/A	Note 1
	Pipe Support	80A2777	C-E-2	C2.6	VT	2777-561F, 561PV	NO	N/A	
HBB-111-2 H-19	Pipe Support, Saddle	80A2775	C-E-1	C3.40	PT	2775-5	NO	N/A	Note 1
	Pipe Support	80A2777	C-E-2	C2.6	VT	2777-198PV, 198F	NO	N/A	
HBB-111-2 H-23	Pipe Support, Stanchion	80A2775	C-E-1	C3.40	PT	2775-5	NO	N/A	Note 1
	Pipe Support	80A2777	C-E-2	C2.6	VT	2777-150PV, 150F	NO	N/A	

System: Residual Heat Removal
 Reference Drawing: No. HBB-111-2
 Susquehanna Final Report



80A2804

Rev: 3 Page: 165 of

COMPONENT IDENTIFICATION	COMPONENT DESCRIPTION	PROCEDURE NUMBER	CODE CATEGORY	CODE ITEM NUMBER	CODE EXAM METHOD	DATA SHEET	INDICATIONS	EVALUATIONS
SUPPORT EXAMINATIONS								
HBB-111-2 H-6	Pipe Support	80A2777	C-E-2	C2.6	VT	2777-323	NO	N/A
HBB-111-2 H-7	Pipe Support	80A2777	C-E-2	C2.6	VT	2777-887	NO	N/A
HBB-111-2 H-8	Pipe Support	80A2777	C-E-2	C2.6	VT	2777-958	NO	N/A
HBB-111-2 H-10	Pipe Support	80A2777	C-E-2	C2.6	VT	2777-149PV, 149F	NO	N/A
HBB-111-2 H-11	Pipe Support	80A2777	C-E-2	C2.6	VT	2777-560	NO	N/A
HBB-111-2 H-13	Pipe Support	80A2777	C-E-2	C2.6	VT	2777-885	NO	N/A
HBB-111-2 H-16	Pipe Support	80A2777	C-E-2	C2.6	VT	2777-321	NO	N/A
HBB-111-2 H-17	Pipe Support	80A2777	C-E-2	C2.6	VT	2777-196PV, 196F	NO	N/A



COMPONENT IDENTIFICATION	COMPONENT DESCRIPTION	PROCEDURE NUMBER	CODE CATEGORY	CODE ITEM NUMBER	CODE EXAM METHOD	DATA SHEET	INDICATIONS	EVALUATIONS	REMARKS
SUPPORT EXAMINATIONS									
HBB-111-2 H-18	Pipe Support	80A2777	C-E-2	C2.6	VT	2777-197PV, 197F	NO	N/A	
HBB-111-2 H-20	Pipe Support	80A2777	C-E-2	C2.6	VT	2777-883	NO	N/A	
HBB-111-2 H-21	Pipe Support	80A2777	C-E-2	C2.6	VT	2777-991	NO	N/A	
HBB-111-2 H-22	Pipe Support	80A2777	C-E-2	C2.6	VT	2777-322	NO	N/A	
HBB-111-2 H-33	Pipe Support	80A2777	C-E-2	C2.6	VT	2777-993	NO	N/A	
HBB-111-2- H-29	Pipe Support	80A2777	C-E-2	C2.6	VT	2777-882	NO	N/A	
HBB-111-2- H-34	Pipe Support	80A2777	C-E-2	C2.6	VT	2777-620	NO	N/A	
HBB-111-2- H-32	Pipe Support	80A2777	C-E-2	C2.6	VT	2777-1011	NO	N/A	

System: Residual Heat Removal
 Reference Drawing: No. HBB-111-2
 Susquehanna Final Report

NES
 80A2804

Rev: 3 Page: 167 of 167

COMPONENT IDENTIFICATION	COMPONENT DESCRIPTION	PROCEDURE NUMBER	CODE CATERGORY	CODE ITEM NUMBER	CODE EXAM METHOD	DATA SHEET	INDICATIONS	EVALUATIONS	REMARKS
SUPPORT EXAMINATIONS									
HBB-111-2-II-31	Pipe Support	80A2777	C-E-2	C2.6	VT	2777-992	NO	N/A	
HBB-111-2-H-30	Pipe Support	80A2777	C-E-2	C2.6	VT	2777-1084	NO	N/A	

System: Residual Heat Removal
 Reference Drawing: No. GBB-104-3
 Susquehanna Final Report

1125

80A2804

Rev: 3 Page: 76 of 167

COMPONENT IDENTIFICATION	COMPONENT DESCRIPTION	PROCEDURE NUMBER	CODE CATEGORY	CODE ITEM NUMBER	CODE EXAM METHOD	DATA SHEET	INDICATIONS	EVALUATIONS	REMARKS
SUPPORT EXAMINATIONS									
GBB-104-3 H-28	Pipe Support	80A2777	C-E-2	C2.6	VT	2777-616F, 616PV	NO	N/A	
	Pipe Support, 4 lugs	80A2775	C-E-1	C3.40	PT	2775-44	NO	N/A	Note 1
GBB-104-3 H-30	Pipe Support	80A2777	C-E-2	C2.6	VT	2777-617PV, 617F	NO	N/A	
GBB-104-3 H-29	Pipe Support	80A2777	C-E-2	C2.6	VT	2777-153F, 153PV	NO	N/A	

COMPONENT IDENTIFICATION	COMPONENT DESCRIPTION	PROCEDURE NUMBER	CODE CATEGORY	CODE ITEM NUMBER	CODE EXAM METHOD	DATA SHEET	INDICATIONS	EVALUATIONS	REMARKS
PIPING WELDS									
GBB-104-4 FW-4	Pipe to Elbow	80A2771	C-F	C2.1	UT	2771-149, 157, 160	NO	N/A	
GBB-104-4 1-A	Elbow to Pipe	80A2771	C-F	C2.1	UT	2771-149, 157, 160	NO	N/A	
GBB-104-4 1-B	Pipe to Tee	80A2771	C-F	C2.1	UT	2771-155, 159, 160	NO	N/A	
GBB-104-4 1-C	Tee to Elbow	80A2771	C-F	C2.1	UT	2771-247, 246, 248	NO	N/A	
GBB-104-4 1-D	Elbow to Pipe	80A2771	C-F	C2.1	UT	2771-149, 157, 160	NO	N/A	
GBB-104-4 FW-5	Pipe to Valve HV-E11-F048B	80A2771	C-F	C2.1	UT	2771-149, 157, 160	NO	N/A	
GBB-104-4 FW-3	Tee to Pipe	80A2771	C-F	C2.1	UT	2771-27, 36, 34	NO	N/A	
GBB-104-4 2-A	Pipe to Elbow	80A2771	C-F	C2.1	UT	2771-27, 36, 34	NO	N/A	

COMPONENT IDENTIFICATION	COMPONENT DESCRIPTION	PROCEDURE NUMBER	CODE CATEGORY	CODE ITEM NUMBER	CODE EVALUATION METHOD	DATA SHEET	INDICATIONS	EVALUATIONS	REMARKS
PIPING WELDS									
GDB-104-4 2-B	Elbow to Pipe	80A2771	C-F	C2.1	UT	2771-27, 36, 34	NO	N/A	
GDB-104-4 2-C	Pipe to Elbow	80A2771	C-F	C2.1	UT	2771-27, 36, 34	NO	N/A	
GDB-104-4 FW-2	Elbow to Pipe	80A2771	C-F	C2.1	UT	2771-27, 36, 34	NO	N/A	
GDB-104-4 3-A	Pipe to Elbow	80A2771	C-F	C2.1	UT	2771-27, 36, 34	NO	N/A	
GDB-104-4 3-B	Elbow to Pipe	80A2771	C-F	C2.1	UT	2771-135, 137, 136	NO	N/A	
GDB-104-4 3-C	Pipe to Elbow	80A2771	C-F	C2.1	UT	2771-27, 36, 34	NO	N/A	
GDB-104-4 FW-1	Elbow to Pipe	80A2771	C-F	C2.1	UT	2771-116A, 118, 117A	NO	N/A	
GDB-104-4 4-C	Pipe to Elbow	80A2771	C-F	C2.1	UT	2771-27, 640, 36, 34 27A, 36A, 34A	NO	N/A	Notes 7,10

System: Residual Heat Removal
 Reference Drawing: No. GBB-104-4
 Susquehanna Final Report



Rev: 3 Page: 79 of 167

COMPONENT IDENTIFICATION	COMPONENT DESCRIPTION	PROCEDURE NUMBER	CODE CATEGORY	CODE ITEM NUMBER	CODE EXAM METHOD	DATA SHEET	INDICATIONS	EVALUATIONS	REMARKS
PIPING WELDS									
GBB-104-4 4-B	Elbow to Elbow	80A2771	C-F	C2.1	UT	2771-224, 225, 226	NO	N/A	
SUPPORT EXAMINATIONS									
GBB-104-4 H-20	Pipe Support	80A2777	C-E-2	C2.6	VT	2777-536	NO	N/A	
GBB-104-4 H-19	Pipe Support	80A2777	C-E-2	C2.6	VT	2777-537	NO	N/A	
GBB-104-4 H-37	Pipe Support	80A2777	C-E-2	C2.6	VT	2777-935	NO	N/A	
GBB-104-4 H-38	Pipe Support	80A2777	C-E-2	C2.6	VT	2777-776	NO	N/A	
GBB-104-4 H-39	Pipe Support	80A2777	C-E-2	C2.6	VT	2777-777	NO	N/A	
GBB-104-4 H-40	Pipe Support	80A2777	C-E-2	C2.6	VT	2777-778	NO	N/A	



80A2804

COMPONENT IDENTIFICATION	COMPONENT DESCRIPTION	PROCEDURE NUMBER	CODE CATEGORY	CODE ITEM NUMBER	CODE EXAM METHOD	DATA SHEET	INDICATIONS	EVALUATIONS	REMARKS
SUPPORT EXAMINATIONS									
GBB-104-4 H-41	Pipe Support	80A2777	C-E-2	C2.6	VT	2777-965	NO	N/A	
GBB-104-4 H-42	Pipe Support	80A2777	C-E-2	C2.6	VT	2777-534F, 534PV	NO	N/A	
GBB-104-4 H-43	Pipe Support	80A2777	C-E-2	C2.6	VT	2777-535F, 535PV	NO	N/A	
GBB-104-4 H-51	Pipe Support	80A2777	C-E-2	C2.6	VT	2777-694	NO	N/A	

System: Residual Heat Removal
 Reference Drawing: No. GBB-105-1
 Susquehanna Final Report



80A2804

Rev: 3 Page: 81 of 167

COMPONENT IDENTIFICATION	COMPONENT DESCRIPTION	PROCEDURE NUMBER	CODE CATEGORY	CODE ITEM NUMBER	CODE EXAM METHOD	DATA SHEET	INDICATIONS	EVALUATIONS	REMARKS
PIPING WELDS									
GBB-105-1 FW-1	Reducer to Valve PV-E11-F051A	80A2771	C-F	C2.1	UT	INACCESSIBLE	N/A	N/A	Incomplete Exam Notes 3,4
		(80A2775)	N/A	N/A	N/A	2775-182	NO	N/A	
GBB-105-1 FW-2	Elbow to Valve HV-E11-F047A	80A2771	C-F	C2.1	UT	2771-313, 312, 311	NO	N/A	
GBB-105-1 FW-3	Valve HV-E11-F047A to Pipe	80A2771	C-F	C2.1	UT	2771-33, 38, 37	NO	N/A	
GBB-105-1 1-F	Pipe to Tee	80A2771	C-F	C2.1	UT	2771-33, 38, 37	NO	N/A	
GBB-105-1 1-G	Tee to Tee	80A2771	C-F	C2.1	UT	2771-1309, 1310, 1311	NO	N/A	
GBB-105-1 1-H	Tee to Pipe	80A2771	C-F	C2.1	UT	2771-33, 38, 37	NO	N/A	
GBB-105-1 1-L	Pipe to Drain	80A2771	C-F	C2.1	UT	2771-33, 38, 37	NO	N/A	
GBB-105-1 FW-4	Tee to Pipe	80A2771	C-F	C2.1	UT	2771-33, 38, 37	NO	N/A	

System: Residual Heat Removal
 Reference Drawing: No. GBB-105-1
 Susquehanna Final Report

1125

80A2804

Rev: 3 Page: 82 of 167

COMPONENT IDENTIFICATION	COMPONENT DESCRIPTION	PROCEDURE NUMBER	CODE CATEGORY	CODE ITEM NUMBER	CODE EXAM METHOD	DATA SHEET	INDICATIONS	EVALUATIONS	REMARKS
PIPING WELDS									
GBB-105-1 2-A	Pipe to Reducer	80A2771	C-F	C2.1	UT	2771-33, 38, 37	NO	N/A	
GBB-105-1 2-B	Reducer to Pipe	80A2771	C-F	C2.1	UT	2771-124, 144, 143	NO	N/A	
GBB-105-1 2-F	Pipe to Elbow	80A2771	C-F	C2.1	UT	2771-124, 144, 143	NO	N/A	
GBB-105-1 FW-5	Elbow to Heat Exchanger IE-205A Nozzle N-3	80A2771	C-F	C2.1	UT	2771-1373, 1374, 1375 263, 264, 271	NO	N/A	
GBB-105-1 1-E	Tee to Pipe	80A2771	C-F	C2.1	UT	2771-357, 359, 358	NO	N/A	
GBB-105-1 1-C	Pipe to Weldolet	80A2771	C-F	C2.3	UT	2771-357, 359, 358	NO	N/A	
GBB-105-1 1-D	Weldolet to Flange	80A2771	C-F	C2.1	UT	2771-643, 644, 645	NO	N/A	
GBB-105-1 1-B	Pipe to Reducer	80A2771	C-F	C2.1	UT	2771-33, 38, 37	NO	N/A	

System: Residual Heat Removal
 Reference Drawing: No. GBB-105-1
 Susquehanna Final Report

NES

80A2804

Rev: 3 Page: 83 of 167

COMPONENT IDENTIFICATION	COMPONENT DESCRIPTION	PROCEDURE NUMBER	CODE CATEGORY	CODE ITEM NUMBER	CODE EXAM METHOD	DATA SHEET	INDICATIONS	EVALUATIONS	REMARKS
PIPING WELDS									
GBB-105-1 I-A	Reducer to Reducer	80A2771	C-F	C2.1	UT	2771-733, 734, 735	NO	N/A	
SUPPORT EXAMINATIONS									
GBB-105-1 H-5	Pipe Support	80A2777	C-E-2	C2.6	VT	2777-862	NO	N/A	
GBB-105-1 H-6	Pipe Support	80A2777	C-E-2	C2.6	VT	2777-861	NO	N/A	
GBB-105-1 H-8	Pipe Support	80A2777	C-E-2	C2.6	VT	2777-309	NO	N/A	
GBB-105-1 H-7	Pipe Support	80A2777	C-E-2	C2.6	VT	2777-843	NO	N/A	
DBB-115-1 H-11	Pipe Support	80A2777	C-E-2	C2.6	VT	2777-522PV, 522F	NO	N/A	
	Pipe Support, Stanchion	80A2775	C-E-1	C3.40	PT	2775-56	NO	N/A	Note 1

COMPONENT IDENTIFICATION	COMPONENT DESCRIPTION	PROCEDURE NUMBER	CODE CATEGORY	CODE ITEM NUMBER	CODE EXAM METHOD	DATA SHEET	INDICATIONS	EVALUATIONS	REMARKS
SUPPORT EXAMINATIONS									
GBB-105-1 H-31	Valve Support	80A2777	C-E-2	C4.4	VT	2777-610F, 610PV	NO	N/A	
GBB-105-1 H-13	Pipe Support	80A2777	C-E-2	C2.6	VT	2777-860	NO	N/A	
GBB-105-1 H-9	Pipe Support	80A2777	C-E-2	C2.6	VT	2777-838	NO	N/A	
GBB-105-1 H-14	Pipe Support	80A2777	C-E-2	C2.6	VT	2777-859	NO	N/A	
	Pipe Support, 2 Stanchions	80A2775	C-E-1	C3.40	PT	2775-159	NO	N/A	Note 1

COMPONENT IDENTIFICATION	COMPONENT DESCRIPTION	PROCEDURE NUMBER	CODE CATEGORY	CODE ITEM NUMBER	CODE EXAM METHOD	DATA SHEET	INDICATIONS	EVALUATIONS	REMARKS
PIPING WELDS									
GBB-105-2 FW-1	Elbow to Valve HV-E11-1F047B	80A2771	C-F	C2.1	UT	2771-250, 242, 243	NO	N/A	
GBB-105-2 FW-2	Valve HV-E11-1F047B to Pipe	80A2771	C-F	C2.1	UT	2771-11, 15, 16	NO	N/A	
GBB-105-2 1-F	Pipe to Tee	80A2771	C-F	C2.1	UT	2771-11, 15, 16	NO	N/A	
GBB-105-2 1-G	Tee to Tee	80A2771	C-F	C2.1	UT	2771, 1312, 1313, 1314	NO	N/A	
GBB-105-2 1-H	Tee to Pipe	80A2771	C-F	C2.1	UT	2771-11, 15, 101, 16	NO	N/A	
GBB-105-2 1-L	Pipe to Drain	80A2771	C-F	C2.1	UT	2771-11, 15, 16	NO	N/A	
GBB-105-2 FW-3	Tee to Pipe	80A2771	C-F	C2.1	UT	2771-11, 15, 16, 11A, 15A	NO	N/A	
GBB-105-2 2-A	Pipe to Reducing Elbow	80A2771	C-F	C2.1	UT	2771-11, 15, 16	NO	N/A	

COMPONENT IDENTIFICATION	COMPONENT DESCRIPTION	PROCEDURE NUMBER	CODE CATEGORY	CODE ITEM NUMBER	CODE EXAM METHOD	DATA SHEET	INDICATIONS	EVALUATIONS	REMARKS
PIPING WELDS									
GBB-105-2 2-B	Elbow to Pipe	80A2771	C-F	C2.1	UT	2771-123, 141, 142	NO	N/A	
GBB-105-2 2-F	Pipe to Elbow	80A2771	C-F	C2.1	UT	2771-123, 141, 256, 142	NO	N/A	
GBB-105-2 FW-4	Elbow to Heat Exchanger 1E-205B Nozzle N-3	80A2771	C-F	C2.1	UT	2771-265, 266, 272	NO	N/A	
GBB-105-2 1-E	Tee to Pipe	80A2771	C-F	C2.1	UT	2771-360, 362, 361	NO	N/A	
GBB-105-2 1-C	Pipe to Weldolet	80A2771	C-F	C2.3	UT	2771-1201, 1200, 1199	NO	N/A	
GBB-105-2 1-D	Weldolet to Flange	80A2771	C-F	C2.1	UT	2771-646, 647, 648	NO	N/A	
GBB-105-2 1-B	Pipe to Reducer	80A2771	C-F	C2.1	UT	2771-360, 362, 361	NO	N/A	
GBB-105-2 1-A	Reducer to Reducer	80A2771	C-F	C2.1	UT	2771-736, 737, 738	NO	N/A	

System: Residual Heat Removal
 Reference Drawing: No. GUB-105-2
 Susquehanna Final Report

1125

80A2804

Rev: 4 Page: 37 of 167

COMPONENT IDENTIFICATION	COMPONENT DESCRIPTION	PROCEDURE NUMBER	CODE CATEGORY	CODE ITEM NUMBER	CODE EXAM METHOD	DATA SHEET	INDICATIONS	EVALUATIONS	REMARKS
SUPPORT EXAMINATIONS									
GUB-105-2 II-1	Pipe Support	80A2777	C-E-2	C2.6	VT	2777-599	NO	N/A	
GUB-105-2 II-2	Pipe Support	80A2777	C-E-2	C2.6	VT	2777-863	NO	N/A	
GUB-105-2 II-4	Pipe Support	80A2777	C-E-2	C2.6	VT	2777-762	NO	N/A	
GUB-105-2 II-3	Pipe Support	80A2777	C-E-2	C2.6	VT	2777-864	NO	N/A	
DUB-115-1 II-1	Pipe Support	80A2777	C-E-2	C2.6	VT	2777-1057PV,1057F	NO	N/A	
	Pipe Support, Stanchion	80A2775	C-E-1	C3.40	PT	2775-55	NO	N/A	Note 1
GUB-105-2 II-10	Pipe Support	80A2777	C-E-2	C2.6	VT	2777-606	NO	N/A	
GUB-105-2 II-11	Pipe Support	80A2777	C-E-2	C2.6	VT	2777-997	NO	N/A	
GUB-105-2 II-12	Pipe Support	80A2777	C-E-2	C2.6	VT	2777-853	NO	N/A	

COMPONENT IDENTIFICATION	COMPONENT DESCRIPTION	PROCEDURE NUMBER	CODE CATEGORY	CODE ITEM NUMBER	CODE EXAM METHOD	DATA SHEET	INDICATIONS	EVALUATIONS	REMARKS
SUPPORT EXAMINATIONS									
GBB-105-2 H-12	Pipe Support	80A2777	C-E-2	C2.6	VT	2777-853	NO	N/A	
GBB-104-4 H-54	Valve Support	80A2777	C-E-2	C4.4	VT	2777-1114	NO	N/A	

System: Residual Heat Removal
 Reference Drawing: No. GBB-106-1
 Susquehanna Final Report

1125
 80A2804

Rev: 3 Page: 89 of 167

COMPONENT IDENTIFICATION	COMPONENT DESCRIPTION	PROCEDURE NUMBER	CODE CATEGORY	CODE ITEM NUMBER	CODE EXAM METHOD	DATA SHEET	INDICATIONS	EVALUATIONS	REMARKS
PIPING WELDS									
GBB-106-1 FW-10	Pipe to Valve HV-E11-F048A	80A2771	C-F	C2.1	UT	2771-53, 57, 56	NO	N/A	
GBB-106-1 FW-5	Valve HV-E11-F048A to Pipe	80A2771	C-F	C2.1	UT	2771-53, 57, 56	NO	N/A	
GBB-106-1 2B-A	Pipe to Tee	80A2771	C-F	C2.1	UT	2771-53, 57, 56	NO	N/A	
GBB-106-1 FW-4	Tee to Pipe	80A2771	C-F	C2.1	UT	2771-607, 608, 609	NO	N/A	
GBB-106-1 1-B	Pipe to Weldolet	80A2771	C-F	C2.3	UT	2771-249, 241, 244	NO	N/A	
GBB-106-1 FW-3	Weldolet to Pipe	80A2771	C-F	C2.1	UT	2771-227, 229, 228	NO	N/A	
GBB-106-1 1-A	Pipe to Tee	80A2771	C-F	C2.1	UT	2771-31, 47, 48	NO	N/A	
GBB-106-1 1-C	Tee to Flange	80A2771	C-F	C2.1	UT	2771-1184, 1185, 1186	NO	N/A	

System: Residual Heat Removal
 Reference Drawing: No. GBB-106-1
 Susquehanna Final Report

nes

80A2804

Rev: 3 Page: 90 of 167

COMPONENT IDENTIFICATION	COMPONENT DESCRIPTION	PROCEDURE NUMBER	CODE CATEGORY	CODE ITEM NUMBER	CODE EXAM METHOD	DATA SHEET	INDICATIONS	EVALUATIONS	REMARKS
PIPING WELDS									
GBB-106-1 FW-2	Tee to Valve HV-E11-F003A	80A2771	C-F	C2.1	UT	2771-607, 608, 609	NO	N/A	
GBB-106-1 FW-1	Valve HV-E11-F003A to Pipe	80A2771	C-F	C2.1	UT	2771-31, 47, 48	NO	N/A	
GBB-106-1 2D-B	Tee to Pipe	80A2771	C-F	C2.1	UT	2771-824, 825, 826 337, 338, 334	NO	N/A	
GBB-106-1 2A-C	Pipe to Elbow	80A2771	C-F	C2.1	UT	2771-337, 338, 334	NO	N/A	
GBB-106-1 2A-D	Elbow to Pipe	80A2771	C-F	C2.1	UT	2771-337, 338, 334	NO	N/A	
GBB-106-1 FW-6	Pipe to Elbow	80A2771 (80A2775)	C-F N/A	C2.1 N/A	UT N/A	2771-346, 338, 334 2775-183	NO NO	N/A N/A	Incomplete Exam Notes 3,4
GBB-106-1 3-A	Elbow to Pipe	80A2771	C-F	C2.1	UT	2771-337, 338, 334	NO	N/A	
GBB-106-1 FW-7	Pipe to Flange	80A2771	C-F	C2.1	UT	2771-337, 338, 334	NO	N/A	

System: Residual Heat Removal
 Reference Drawing: No. GBB-106-1
 Susquehanna Final Report

1125

80A2804

Rev: 3 Page: 91 of 167

COMPONENT IDENTIFICATION	COMPONENT DESCRIPTION	PROCEDURE NUMBER	CODE CATEGORY	CODE ITEM NUMBER	CODE EXAM METHOD	DATA SHEET	INDICATIONS	EVALUATIONS	REMARKS
PIPING WELDS									
GBB-106-1 FW-8	Flange to Pipe	80A2771	C-F	C2.1	UT	2771-337, 338, 334	NO	N/A	
GBB-106-1 4-A	Pipe to Elbow	80A2771	C-F	C2.1	UT	2771-337, 338, 334	NO	N/A	
GBB-106-1 FW-9	Elbow to Tee	80A2771	C-F	C2.1	UT	2771-337, 338, 334	NO	N/A	
GBB-106-1 5-A	Tee to Pipe	80A2771	C-F	C2.1	UT	2771-337, 338, 334	NO	N/A	
GBB-106-1 5-B	Pipe to Elbow	80A2771	C-F	C2.1	UT	2771-187, 189, 188	NO	N/A	
GBB-106-1 5-C	Elbow to Pipe	80A2771	C-F	C2.1	UT	2771-187, 189, 188	NO	N/A	
SUPPORT EXAMINATIONS									
GBB-106-1 H-1	Pipe Support	80A2777	C-E-2	C2.6	VT	2777-937	NO	N/A	



COMPONENT IDENTIFICATION	COMPONENT DESCRIPTION	PROCEDURE NUMBER	CODE CATEGORY	CODE ITEM NUMBER	CODE EXAM METHOD	DATA SHEET	INDICATIONS	EVALUATIONS	REMARKS
SUPPORT EXAMINATIONS									
GBB-106-1 H-2	Pipe Support	80A2777	C-E-2	C2.6	VT	2777-938	NO	N/A	
GBB-106-1 H-22	Pipe Support	80A2777	C-E-2	C2.6	VT	2777-976	NO	N/A	Incomplete Exam Note 3 Note 1
	Pipe Support, 4 Lugs and Saddle	80A2775	C-E-1	C3.40	PT	2775-12, 12R1	NO	N/A	
GBB-106-1 H-23	Pipe Support	80A2777	C-E-2	C2.6	VT	2777-775	NO	N/A	
GBB-106-1 H-24	Pipe Support	80A2777	C-E-2	C2.6	VT	2777-1010	NO	N/A	
GBB-106-1 H-3	Pipe Support	80A2777	C-E-2	C2.6	VT	2777-692	NO	N/A	
GBB-106-1 H-4	Pipe Support	80A2777	C-E-2	C2.6	VT	2777-510F, 510PV	NO	N/A	
GBB-106-1 H-5	Pipe Support	80A2777	C-E-2	C2.6	VT	2777-774	NO	N/A	Incomplete Exam Note 3 Note 1
	Pipe Support, 8 Lugs 2 Saddles	80A2775	C-E-1	C3.40	PT	2775-13, 13R1, 13R2, 13R3, 13R4, 13R5	NO	N/A	
GBB-106-1 H-6	Pipe Support	80A2777	C-E-2	C2.6	VT	2777-511PVR1, 511,511F	NO	N/A	

System: Residual Heat Removal
 Reference Drawing: No. GBB-106-1
 Susquehanna Final Report

nes

80A2804

Rev: 4 Page: 93 of 167

COMPONENT IDENTIFICATION	COMPONENT DESCRIPTION	PROCEDURE NUMBER	CODE CATEGORY	CODE ITEM NUMBER	CODE EXAM METHOD	DATA SHEET	INDICATIONS	EVALUATIONS	REMARKS
SUPPORT EXAMINATIONS									
GBB-106-1 11-7	Pipe Support	80A2777	C-E-2	C2.6	VT	2777-928	NO	N/A	
	Pipe Support, Sleeve	80A2775	C-E-1	C3.40	PT	2775-18	NO	N/A	Note 1
GBB-106-1 11-8	Pipe Support	80A2777	C-E-2	C2.6	VT	2777-512	NO	N/A	
GBB-106-1 11-25	Pipe Support	80A2777	C-E-2	C2.6	VT	2777-956	NO	N/A	
GBB-106-1 11-9	Pipe Support	80A2777	C-E-2	C2.6	VT	2777-693	NO	N/A	
GBB-107-1 11-5	Pipe Support	80A2777	C-E-2	C2.6	VT	2777-973	NO	N/A	
GBB-107-1 11-6	Pipe Support	80A2777	C-E-2	C2.6	VT	277-972	NO	N/A	
GBB-106-1- 11-36	Pipe Support	80A2777	C-E-2	C2.6	VT	2777-985	NO	N/A	
GBB-106-1- 11-27	Valve Support	80A2777	C-E-2	C2.6	VT	2777-1072	NO	N/A	

System: Residual Heat Removal
 Reference Drawing: No. GBB-106-2
 Susquehanna Final Report

nes

80A2804

Rev: 3 Page: 94 of 167

COMPONENT IDENTIFICATION	COMPONENT DESCRIPTION	PROCEDURE NUMBER	CODE CATEGORY	CODE ITEM NUMBER	CODE EXAM METHOD	DATA SHEET	INDICATIONS	EVALUATIONS	REMARKS
PIPING WELDS									
GBB-106-2 FW-8	Valve HV-E11-1F048B to Pipe	80A2771	C-F	C2.1	UT	2771-345, 341, 340	NO	N/A	
GBB-106-2 2-A	Pipe to Tee	80A2771	C-F	C2.1	UT	2771-156, 158, 161	NO	N/A	
GBB-106-2 FW-3	Tee to Pipe	80A2771	C-F	C2.1	UT	2771-610, 611, 612	NO	N/A	
GBB-106-2 7-A	Pipe to Weldolet	80A2771	C-F	C2.3	UT	2771-1202, 1203, 1204	NO	N/A	
GBB-106-2 FW-9	Weldolet to Elbow	80A2771	C-F	C2.1	UT	2771-649, 650, 651	NO	N/A	
GBB-106-2 7-B	Pipe to Tee	80A2771	C-F	C2.1	UT	2771-1202, 1203, 1204	NO	N/A	
GBB-106-2 7-C	Tee to Flange	80A2771	C-F	C2.1	UT	2771-1187, 1188, 1189	NO	N/A	
GBB-106-2 FW-2	Tee to Valve HV-E11-F003B	80A2771	C-F	C2.1	UT	2771-610-611, 612	NO	N/A	

System: Residual Heat Removal
 Reference Drawing: No. GBB-106-2
 Susquehanna Final Report

1125
 80A2804

Rev: 3 Page: 95 of 167

COMPONENT IDENTIFICATION	COMPONENT DESCRIPTION	PROCEDURE NUMBER	CODE CATEGORY	CODE ITEM NUMBER	CODE EXAM METHOD	DATA SHEET	INDICATIONS	EVALUATIONS	REMARKS
PIPING WELDS									
GBB-106-2 FW-1	Valve HV-E11-F003B to Pipe	80A2771	C-F	C2.1	UT	2771-32, 46, 49	NO	N/A	
GBB-106-2 2-B	Tee to Pipe	80A2771	C-F	C2.1	UT	2771-345, 341, 347	NO	N/A	
GBB-106-2 2-C	Pipe to Elbow	80A2771	C-F	C2.1	UT	2771-345, 341, 340	NO	N/A	
GBB-106-2 2-D	Elbow to Pipe	80A2771	C-F	C2.1	UT	2771-345, 341, 347	NO	N/A	
GBB-106-2 FW-4	Pipe to Elbow	80A2771	C-F	C2.1	UT	2771-631, 632, 633	NO	N/A	
GBB-106-2 3-A	Elbow to Pipe	80A2771	C-F	C2.1	UT	2771-345, 341, 340	NO	N/A	
GBB-106-2 FW-5	Pipe to Flange	80A2771	C-F	C2.1	UT	2771-345, 341, 340	NO	N/A	
GBB-106-2 FW-6	Flange to Pipe	80A2771	C-F	C2.1	UT	2771-345, 341, 340	NO	N/A	

System: Residual Heat Removal
 Reference Drawing: No. GBB-106-2
 Susquehanna Final Report

nes

80A2804

Rev: 3 Page: 96 of 167

COMPONENT IDENTIFICATION	COMPONENT DESCRIPTION	PROCEDURE NUMBER	CODE CATEGORY	CODE ITEM NUMBER	CODE EXAM METHOD	DATA SHEET	INDICATIONS	EVALUATIONS	REMARKS
PIPING WELDS									
GBB-106-2 4A-A	Pipe to Elbow	80A2771	C-F	C2.1	UT	2771-345, 341, 340	NO	N/A	
GBB-106-2 FW-7	Elbow to Tee	80A2771	C-F	C2.1	UT	2771-345, 341, 340	NO	N/A	
GBB-106-2 5-A	Tee to Pipe	80A2771	C-F	C2.1	UT	2771-345, 341, 340	NO	N/A	
GBB-106-2 5-B	Pipe to Elbow	80A2771	C-F	C2.1	UT	2771-345, 341, 340	NO	N/A	
GBB-106-2 5-C	Elbow to Pipe	80A2771	C-F	C2.1	UT	2771-113, 119, 341, 134 340, 182	NO	N/A	
SUPPORT EXAMINATIONS									
GBB-106-2 H-16	Pipe Support, Saddle	80A2775	C-E-1	C3.40	PT	2775-4	NO	N/A	Note 1
	Pipe Support	80A2777	C-E-2	C2.6	VT	2777-514	NO	N/A	
GBB-106-2 H-10	Pipe Support	80A2777	C-E-2	C2.6	VT	2777-757F, 757PV	NO	N/A	

System: Residual Heat Removal
 Reference Drawing: No. GBB-106-2
 Susquehanna Final Report

NES
 80A2804

Rev: 3 Page: 97 of 167

COMPONENT IDENTIFICATION	COMPONENT DESCRIPTION	PROCEDURE NUMBER	CODE CATEGORY	CODE ITEM NUMBER	CODE EXAM METHOD	DATA SHEET	INDICATIONS	EVALUATIONS	REMARKS
SUPPORT EXAMINATIONS									
GBB-106-2 H-11	Pipe Support	80A2777	C-E-2	C2.6	VT	2777-934	NO	N/A	
GBB-106-2 H-18	Pipe Support	80A2777	C-E-2	C2.6	VT	2777-758	NO	N/A	
GBB-106-2 H-20	Pipe Support	80A2777	C-E-2	C2.6	VT	2777-805	NO	N/A	
GBB-106-2 H-21	Pipe Support	80A2777	C-E-2	C2.6	VT	2777-538F, 538PV,	NO	N/A	
GBB-106-2 H-12	Pipe Support	80A2777	C-E-2	C2.6	VT	2777-760	NO	N/A	
GBB-106-2 H-13	Pipe Support	80A2777	C-E-2	C2.6	VT	2777-804	NO	N/A	
GBB-106-2 H-14	Pipe Support	80A2777	C-E-2	C2.6	VT	2777-636	NO	N/A	
	Pipe Support, 8 Lugs and Saddle	80A2775	C-E-1	C3.40	PT	2775-15, 15R1	NO	N/A	Note 1
GBB-106-2 H-15	Pipe Support	80A2777	C-E-2	C2.6	VT	2777-1005	NO	N/A	

COMPONENT IDENTIFICATION	COMPONENT DESCRIPTION	PROCEDURE NUMBER	CODE CATEGORY	CODE ITEM NUMBER	CODE EXAM METHOD	DATA SHEET	INDICATIONS	EVALUATIONS	REMARKS
SUPPORT EXAMINATIONS									
GBB-106-2 H-17	Pipe Support	80A2777	C-E-2	C2.6	VT	2777-513F, 513PV	NO	N/A	
GBB-106-2 H-19	Pipe Support	80A2777	C-E-2	C2.6	VT	2777-940	NO	N/A	
	Pipe Support, 4 Lugs and Saddle	80A2775	C-E-1	C3.40	PT	2775-1	NO	N/A	Note 1
DBB-107-2 H-7	Pipe Support	80A2777	C-E-2	C2.6	VT	2777-933	NO	N/A	
DBB-107-2 H-8	Pipe Support	80A2777	C-E-2	C2.6	VT	2777-1089	NO	N/A	
GBB-106-2 H-37	Valve Support	80A2777	C-E-2	C4.4	VT	2777-759	NO	N/A	
GBB-106-2 H-53	Valve Support	80A2777	C-E-2	C4.4	VT	2777-857	NO	N/A	
GBB-106-2 H-26	Pipe Support	80A2777	C-E-2	C2.6	VT	2777-1113	NO	N/A	

System: Residual Heat Removal
 Reference Drawing: No. GBB-107-1
 Susquehanna Final Report

NES

80A2804

Rev: 3 Page: 99 of 167

COMPONENT IDENTIFICATION	COMPONENT DESCRIPTION	PROCEDURE NUMBER	CODE CATEGORY	CODE ITEM NUMBER	CODE EXAM METHOD	DATA SHEET	INDICATIONS	EVALUATIONS	REMARKS
PIPING WELDS									
GBB-107-1 FW-1	Tee to Elbow	80A2771	C-F	C2.1	UT	2771-303, 307, 308	NO	N/A	
GBB-107-1 1-A	Elbow to Pipe	80A2771	C-F	C2.1	UT	2771-178, 179, 181	NO	N/A	
GBB-107-1 1-B	Pipe to Elbow	80A2771	C-F	C2.1	UT	2771-178, 179, 181	NO	N/A	
GBB-107-1 FW-2	Elbow to Pipe	80A2771	C-F	C2.1	UT	2771-303, 307, 308	NO	N/A	
GBB-107-1 FW-13	Pipe to Elbow	80A2771	C-F	C2.1	UT	2771-303, 307, 308	NO	N/A	
GBB-107-1 2A-B	Elbow to Elbow	80A2771	C-F	C2.1	UT	2771-303, 307, 308	NO	N/A	
GBB-107-1 2A-C	Elbow to Pipe	80A2771	C-F	C2.1	UT	2771-178, 179, 181	NO	N/A	
GBB-107-1 2B-D	Pipe to Elbow	80A2771	C-F	C2.1	UT	2771-303, 307, 308	NO	N/A	

COMPONENT IDENTIFICATION	COMPONENT DESCRIPTION	PROCEDURE NUMBER	CODE CATEGORY	CODE ITEM NUMBER	CODE EXAM METHOD	DATA SHEET	INDICATIONS	EVALUATIONS	REMARKS
PIPING WELDS									
GBB-107-1 FW-3	Elbow to Pipe	80A2771	C-F	C2.1	UT	2771-303, 307, 308	NO	N/A	
GBB-107-1 FW-11	Pipe to Elbow	80A2771	C-F	C2.1	UT	2771-178, 179, 181	NO	N/A	
GBB-107-1 FW-10	Elbow to Pipe	80A2771	C-F	C2.1	UT	2771-178, 180, 181	NO	N/A	
GBB-107-1 3F-A	Pipe to Elbow	80A2771	C-F	C2.1	UT	2771-178, 180, 181	NO	N/A	
GBB-107-1 3F-B	Elbow to Pipe	80A2771	C-F	C2.1	UT	2771-178, 180, 181	NO	N/A	
GBB-107-1 FW-4	Pipe to Valve HV-E11-F016A	80A2771	C-F	C2.1	UT	2771-178, 180, 181	NO	N/A	
SUPPORT EXAMINATIONS									
GBB-107-1 H-30	Pipe Support	80A2777	C-E-2	C2.6	VT	2777-516	NO	N/A	

COMPONENT IDENTIFICATION	COMPONENT DESCRIPTION	PROCEDURE NUMBER	CODE CATEGORY	CODE ITEM NUMBER	CODE EXAM METHOD	DATA SHEET	INDICATIONS	EVALUATIONS	REMARKS
SUPPORT EXAMINATIONS									
GBB-107-1 H-20	Pipe Support	80A2777	C-E-2	C2.6	VT	2777-518	NO	N/A	
GBB-107-1 H-21	Pipe Support	80A2777	C-E-2	C2.6	VT	2777-313	NO	N/A	
	Pipe Support, 4 Lugs	80A2775	C-E-1	C3.40	PT	2775-90	NO	N/A	Note 1
GBB-107-1 H-31	Pipe Support	80A2777	C-E-2	C2.6	VT	2777-1001	NO	N/A	
GBB-107-1 H-22	Pipe Support	80A2777	C-E-2	C2.6	VT	2777-998	NO	N/A	
GBB-107-1 H-23	Pipe Support	80A2777	C-E-2	C2.6	VT	2777-515F, 515PV	NO	N/A	
GBB-107-1 H-24	Pipe Support	80A2777	C-E-2	C2.6	VT	2777-999	NO	N/A	
GBB-107-1 H-25	Pipe Support	80A2777	C-E-2	C2.6	VT	2777-1000	NO	N/A	
GBB-107-1 H-26	Pipe Support	80A2777	C-E-2	C2.6	VT	2777-674	NO	N/A	

System: Residual Heat Removal
 Reference Drawing: No. GBB-107-1
 Susquehanna Final Report



Rev: 3 Page: 102 of 167

COMPONENT IDENTIFICATION	COMPONENT DESCRIPTION	PROCEDURE NUMBER	CODE CATEGORY	CODE ITEM NUMBER	CODE EXAM METHOD	DATA SHEET	INDICATIONS	EVALUATIONS	REMARKS
SUPPORT EXAMINATIONS									
GBB-107-1 H-27	Pipe Support	80A2777	C-E-2	C2.6	VT	2777-675	NO	N/A	
GBB-107-1- H-32	Pipe Support	80A2777	C-E-2	C2.6	VT	2777-1002	NO	N/A	
GBB-107-1- H-34	Pipe Support	80A2777	C-E-2	C2.6	VT	2777-806	NO	N/A	

System: Residual Heat Removal
 Reference Drawing: No. GBB-107-2
 Susquehanna Final Report



Rev: 3 Page: 103 of 167

COMPONENT IDENTIFICATION	COMPONENT DESCRIPTION	PROCEDURE NUMBER	CODE CATEGORY	CODE ITEM NUMBER	CODE EXAM METHOD	DATA SHEET	INDICATIONS	EVALUATIONS	REMARKS
PIPING WELDS									
GBB-107-2 FW-1	Tee to Pipe	80A2771	C-F	C2.1	UT	2771-348, 349, 350	NO	N/A	
GBB-107-2 1-A	Pipe to Elbow	80A2771	C-F	C2.1	UT	2771-348, 349, 350	NO	N/A	
GBB-107-2 1-B	Elbow to Pipe	80A2771	C-F	C2.1	UT	2771-348, 349, 350	NO	N/A	
GBB-107-2 FW-2	Pipe to Elbow	80A2771	C-F	C2.1	UT	2771-348, 349, 350	NO	N/A	
GBB-107-2 2-A	Elbow to Pipe	80A2771	C-F	C2.1	UT	2771-348, 349, 350	NO	N/A	
GBB-107-2 2-B	Pipe to Elbow	80A2771	C-F	C2.1	UT	2771-45, 97A, 103	NO	N/A	
GBB-107-2 2-C	Elbow to Pipe	80A2771	C-F	C2.1	UT	2771-45, 97A, 103	NO	N/A	
GBB-107-2 2-D	Pipe to Elbow	80A2771	C-F	C2.1	UT	2771-45, 97A, 103	NO	N/A	

COMPONENT IDENTIFICATION	COMPONENT DESCRIPTION	PROCEDURE NUMBER	CODE CATEGORY	CODE ITEM NUMBER	CODE EXAM METHOD	DATA SHEET	INDICATIONS	EVALUATIONS	REMARKS
PIPING WELDS									
GBB-107-2 2-E	Elbow to Pipe	80A2771	C-F	C2.1	UT	2771-348, 349, 350	NO	N/A	
GBB-107-2 FW-3	Pipe to Elbow	80A2771	C-F	C2.1	UT	2771-45, 97A, 103	NO	N/A	
GBB-107-2 3-A	Elbow to Pipe	80A2771	C-F	C2.1	UT	2771-45, 97A, 103	NO	N/A	
GBB-107-2 FW-4	Pipe to Elbow	80A2771	C-F	C2.1	UT	2771-45, 97A, 103	NO	N/A	
GBB-107-2 4-A	Elbow to Pipe	80A2771	C-F	C2.1	UT	2771-45, 97A, 103	NO	N/A	
GBB-107-2 FW-5	Pipe to Elbow	80A2771	C-F	C2.1	UT	2771-45, 349, 350, 45A, 349A	NO	N/A	
GBB-107-2 5-A	Elbow to Pipe	80A2771	C-F	C2.1	UT	2771-45, 349, 350	NO	N/A	
GBB-107-2 FW-6	Pipe to Elbow	80A2771	C-F	C2.1	UT	2771-45, 97A, 103	NO	N/A	

System: Residual Heat Removal
 Reference Drawing: No. GBB-107-2
 Susquehanna Final Report

1125


80A2804

Rev: 3 Page: 105 of 167

COMPONENT IDENTIFICATION	COMPONENT DESCRIPTION	PROCEDURE NUMBFR	CODE CATERGORY	CODE ITEM NUMBER	CODE E/FAM METHOD	DATA SHEET	INDICATIONS	EVALUATIONS	REMARKS
PIPING WELDS									
GBB-107-2 6G-A	Elbow to Pipe	80A2771	C-F	C2.1	UT	2771-45, 97A, 103	NO	N/A	
GBB-107-2 6G-B	Pipe to Elbow	80A2771	C-F	C2.1	UT	2771-45, 97A, 103	NO	N/A	
GBB-107-2 6G-C	Elbow to Pipe	80A2771	C-F	C2.1	UT	2771-45, 97A, 103	NO	N/A	
GBB-107-2 6G-D	Pipe to Elbow	80A2771	C-F	C2.1	UT	2771-45, 97A, 103	NO	N/A	
GBB-107-2 FW-13	Elbow to Pipe	80A2771	C-F	C2.1	UT	2771-45, 97A, 103	NO	N/A	
GBB-107-2 FW-7	Pipe to Elbow	80A2771	C-F	C2.1	UT	2771-460, 461, 462	NO	N/A	
GBB-107-2 7-A	Elbow to Pipe	80A2771	C-F	C2.1	UT	2771-45, 97A, 103	NO	N/A	
GBB-107-2 FW-8	Pipe to Valve HV-E11-F016B	80A2771	C-F	C2.1	UT	2771-45, 97A, 103	NO	N/A	

COMPONENT IDENTIFICATION	COMPONENT DESCRIPTION	PROCEDURE NUMBER	CODE CATEGORY	CODE ITEM NUMBER	CODE EXAM METHOD	DATA SHEET	INDICATIONS	EVALUATIONS	REMARKS
SUPPORT EXAMINATIONS									
GBB-107-2 H-1	Pipe Support	80A2777	C-E-2	C2.6	VT	2777-952	NO	N/A	
GBB-107-2 H-2	Pipe Support	80A2777	C-E-2	C2.6	VT	2777-979	NO	N/A	
GBB-107-2 H-3	Pipe Support	80A2777	C-E-2	C2.6	VT	2777-978	NO	N/A	
GBB-107-2 H-4	Pipe Support	80A2777	C-E-2	C2.6	VT	2777-218F, 218PV	NO	N/A	
GBB-107-2 H-5	Pipe Support	80A2777	C-E-2	C2.6	VT	2777-717	NO	N/A	
GBB-107-2 H-6	Pipe Support	80A2777	C-E-2	C2.6	VT	2777-953	NO	N/A	
GBB-107-2 H-7	Pipe Support	80A2777	C-E-2	C2.6	VT	2777-310	NO	N/A	
GBB-107-2 H-8	Pipe Support	80A2777	C-E-2	C2.6	VT	2777-539	NO	N/A	

COMPONENT IDENTIFICATION	COMPONENT DESCRIPTION	PROCEDURE NUMBER	CODE CATEGORY	CODE ITEM NUMBER	CODE EXAM METHOD	DATA SHEET	INDICATIONS	EVALUATIONS	REMARKS
SUPPORT EXAMINATIONS									
GBB-107-2 H-9	Pipe Support	80A2777	C-E-2	C2.6	VT	2777-312	NO	N/A	
	Pipe Support, 8 Lugs	80A2775	C-E-1	C3.40	PT	2775-67	NO	N/A	Note 1
GBB-107-2 H-10	Pipe Support	80A2777	C-E-2	C2.6	VT	2777-540	NO	N/A	
GBB-107-2 H-11	Pipe Support	80A2777	C-E-2	C2.6	VT	2777-789	NO	N/A	
GBB-107-2 H-12	Pipe Support	80A2777	C-E-2	C2.6	VT	2777-788	NO	N/A	
GBB-107-2 H-13	Pipe Support	80A2777	C-E-2	C2.6	VT	2777-128F, 128PV	NO	N/A	
GBB-107-2 H-19	Pipe Support	80A2777	C-E-2	C2.6	VT	2777-311	NO	N/A	
	Pipe Support, 4 Lugs	80A2775	C-E-1	C3.40	PT	2775-93, 93R1	NO	N/A	Note 1
GBB-107-2 H-14	Pipe Support	80A2777	C-E-2	C2.6	VT	2777-790	NO	N/A	
GBB-107-2 H-15	Pipe Support	80A2777	C-E-2	C2.6	VT	2777-718	NO	N/A	
	Pipe Support, Collar/Sleeve/Wrapper Plate	80A2775	C-E-1	C3.40	PT	2775-161	NO	N/A	Note 1

COMPONENT IDENTIFICATION	COMPONENT DESCRIPTION	PROCEDURE NUMBER	CODE CATEGORY	CODE ITEM NUMBER	CODE EXAM METHOD	DATA SHEET	INDICATIONS	EVALUATIONS	REMARKS
SUPPORT EXAMINATIONS									
GBB-107-2 H-16	Pipe Support	80A2777	C-E-2	C2.6	VT	2777-719	NO	N/A	
	Pipe Support, 2 Lugs	80A2775	C-E-1	C3.40	PT	2775-107, 107R1	NO	N/A	Incomplete Exam Note 1 
GBB-107-2 H-17	Pipe Support	80A2777	C-E-2	C2.6	VT	2777-807	NO	N/A	
GBB-107-2 H-18	Pipe Support	80A2777	C-E-2	C2.6	VT	2777-858	NO	N/A	
GBB-107-2- H-40	Pipe Support	80A2777	C-E-2	C2.6	VT	2777-968	NO	N/A	
GBB-107-2- H-41	Pipe Support	80A2777	C-E-2	C2.6	VT	2777-720	NO	N/A	

System: Residual Heat Removal
 Reference Drawing: No. GBB-108-1
 Susquehanna Final Report

nes

80A2804

Rev: 4 Page: 109 of 167

COMPONENT IDENTIFICATION	COMPONENT DESCRIPTION	PROCEDURE NUMBER	CODE CATEGORY	CODE ITEM NUMBER	CODE EXAM METHOD	DATA SHEET	INDICATIONS	EVALUATIONS	REMARKS
PIPING WELDS									
GBB-108-1 FW-1	Elbow to Weldolet	80A2771	C-F	C2.1	UT	2771-218, 219, 220	NO	N/A	
GBB-108-1 1-A	Elbow to Elbow	80A2771	C-F	C2.1	UT	2771-218, 219, 220	NO	N/A	
GBB-108-1 1-B	Elbow to Pipe	80A2771	C-F	C2.1	UT	2771-67, 68R1, 69	NO	N/A	
GBB-108-1 FW-2	Pipe to Flange	80A2771	C-F	C2.1	UT	2771-67, 68R1, 69	NO	N/A	
GBB-108-1 FW-10	Flange to Pipe	80A2771	C-F	C2.1	UT	2771-67, 68R1, 69	NO	N/A	
GBB-108-1 FW-8	Pipe to Elbow	80A2771	C-F	C2.1	UT	2771-67, 68R1, 69	NO	N/A	
GBB-108-1 2C-B	Elbow to Pipe	80A2771	C-F	C2.1	UT	2771-67, 68R1, 69	NO	N/A	
GBB-108-1 2B-C	Pipe to Reducer	80A2771	C-F	C2.1	UT	2771-166, 168, 167	NO	N/A	

COMPONENT IDENTIFICATION	COMPONENT DESCRIPTION	PROCEDURE NUMBER	CODE CATEGORY	CODE ITEM NUMBER	CODE EXAM METHOD	DATA SHEET	INDICATIONS	EVALUATIONS	REMARKS
SUPPORT EXAMINATIONS									
GBB-108-1 H-1	Pipe Support	80A2777	C-E-2	C2.6	VT	2777-543F, 543PV	NO	N/A	
GBB-108-1 H-2	Pipe Support	80A2777	C-E-2	C2.6	VT	2777-542F, 542PV	NO	N/A	
GBB-108-1 H-3	Pipe Support	80A2777	C-E-2	C2.6	VT	2777-544	NO	N/A	
GBB-108-1 H-4	Pipe Support	80A2777	C-E-2	C2.6	VT	2777-541F, 541PV	NO	N/A	
GBB-108-1- H-5	Pipe Support	80A2777	C-E-2	C2.6	VT	2777-927	NO	N/A	

System: Residual Heat Removal
 Reference Drawing: No. GBB-109-1
 Susquehanna Final Report

NES

80A2804

Rev: 5 Page: 111 of 167

COMPONENT IDENTIFICATION	COMPONENT DESCRIPTION	PROCEDURE NUMBER	CODE CATEGORY	CODE ITEM NUMBER	CODE EXAM METHOD	DATA SHEET	INDICATIONS	EVALUATIONS	REMARKS
PIPING WELDS									
GBB-109-1 FW-9	Tee to Pipe	80A2771	C-F	C2.1	UT	2771-314,318,317	NO	N/A	
GBB-109-1 1-A	Pipe to Tee	80A2771	C-F	C2.1	UT	2771-197, 198, 199	NO	N/A	
GBB-109-1 1-B	Tee to Reducer	80A2771	C-F	C2.1	UT	2771-197,198,199	NO	N/A	
GBB-109-1 1-C	Reducer to Pipe	80A2771	C-F	C2.1	UT	2771-204,208,209	NO	N/A	
GBB-109-1 1-D	Pipe to Elbow	80A2771	C-F	C2.1	UT	2771-299, 300, 301	NO	N/A	
GBB-109-1 FW-8	Elbow to Pipe	80A2771	C-F	C2.1	UT	2771-299,300,301	NO	N/A	
GBB-109-1 2A-A	Pipe to Elbow	80A2771 (80A2775)	C-F N/A	C2.1 N/A	UT N/A	2771-204, 208, 209, 204A, 208A 2775-185	NO NO	N/A N/A	Incomplete Exam Note 3 Note 4
GBB-109-1 2A-B	Elbow to Pipe	80A2771	C-F	C2.1	UT	2771-204, 208, 209	NO	N/A	

5

COMPONENT IDENTIFICATION	COMPONENT DESCRIPTION	PROCEDURE NUMBER	CODE CATEGORY	CODE ITEM NUMBER	CODE EXAM METHOD	DATA SHEET	INDICATIONS	EVALUATIONS	REMARKS
PIPING WELDS									
GBB-109-1 FW-13	Elbow to Tee	80A2771	C-F	C2.1	UT	2771-299,300,301	NO	N/A	
GBB-109-1 2B-D	Tee to Pipe	80A2771	C-F	C2.1	UT	2771-299, 300, 301	NO	N/A	
GBB-109-1 FW-7	Pipe to Valve HV-E11-F028D	80A2771	C-F	C2.1	UT	2771-363,364,365	NO	N/A	
GBB-109-1 FW-6	Valve HV-E11-F028D to Pipe	80A2771	C-G	C2.1	UT	2771-1071, 1072, 1073	NO	N/A	
GBB-109-1 3-A	Elbow to Elbow	80A2771	C-G	C2.1	UT	2771-1324, 1325, 1326	NO	N/A	
GBB-109-1 3-B	Elbow to Pipe	80A2771	C-G	C2.1	UT	2771-301, 300, 299	NO	N/A	
GBB-109-1 3-E	Pipe to Elbow	80A2771	C-G	C2.1	UT	2771-204, 208, 209	NO	N/A	
GBB-109-1 3-F	Weldolet to Pipe	80A2771	C-G	C2.3	UT	2771-1232, 1233, 1234	NO	N/A	

System: Residual Heat Removal
 Reference Drawing: No. GDB-109-1
 Susquehanna Final Report

1125

80A2804

Rev: 4 Page: 113 of 167

COMPONENT IDENTIFICATION	COMPONENT DESCRIPTION	PROCEDURE NUMBER	CODE CATEGORY	CODE ITEM NUMBER	CODE EXAM METHOD	DATA SHEET	INDICATIONS	EVALUATIONS	REMARKS
PIPING WELDS									
GDB-109-1 J-G	6" Pipe to 18" x 6" Weldolet	80A2771	C-G	C2.1	UT	2771-296, 297, 298	NO	N/A	
GDB-109-1 FW-12	Tee to Reducer	80A2771	C-G	C2.1	UT	2771-652, 653, 654	NO	N/A	
GDB-109-1 FW-5	Tee to Pipe	80A2771	C-G	C2.1	UT	2771-1068, 1069, 1070, 296, 297, 298	NO	N/A	
GDB-109-1 4B-B	Elbow to Pipe	80A2771	C-G	C2.1	UT	2771-1068, 1069, 1070	NO	N/A	
GDB-109-1 FW-4	Elbow to Valve HV-E11-F027B	80A2771	C-G	C2.1	UT	2771-1148, 1149, 1150	NO	N/A	

COMPONENT IDENTIFICATION	COMPONENT DESCRIPTION	PROCEDURE NUMBER	CODE CATEGORY	CODE ITEM NUMBER	CODE EXAM METHOD	DATA SHEET	INDICATIONS	EVALUATIONS	REMARKS
SUPPORT EXAMINATIONS									
GBB-109-1 H-22	Pipe Support	80A2777	C-E-2	C2.6	VT	2777-875	NO	N/A	
GBB-109-1 H-20	Pipe Support	80A2777	C-E-2	C2.6	VT	2777-545F, 545PV	NO	N/A	
GBB-109-1 H-21	Pipe Support	80A2777	C-E-2	C2.6	VT	2777-633F, 633PV	NO	N/A	
	Pipe Support, Saddle, Stanchion	80A2775	C-E-1	C3.40	PT	2775-26, 26RI	NO	N/A	Note 1
GBB-109-1 H-19	Pipe Support	80A2777	C-E-2	C2.6	VT	2777-980	NO	N/A	
GBB-109-1 H-16	Pipe Support	80A2777	C-E-2	C2.6	VT	2777-546F, 546PV	NO	N/A	
GBB-109-1 H-17	Pipe Support	80A2777	C-E-2	C2.6	VT	2777-877	NO	N/A	
GBB-109-1 H-18	Pipe Support	80A2777	C-E-2	C2.6	VT	2777-876	NO	N/A	
GBB-109-1 H-23	Pipe Support	80A2777	C-E-2	C2.6	VT	2777-547	NO	N/A	
	Pipe Support, 4 Lugs	80A2775	C-E-1	C3.40	PT	2775-21	NO	N/A	Note 1

System: Residual Heat Removal
 Reference Drawing: No. GBB-109-1
 Susquehanna Final Report

NES
 80A2804

Rev: 7 Page: 115 of 167

COMPONENT IDENTIFICATION	COMPONENT DESCRIPTION	PROCEDURE NUMBER	CODE CATEGORY	CODE EXAM METHOD	DATA SHEET	INDICATIONS	EVALUATIONS	REMARKS
SUPPORT EXAMINATIONS								
GBB-109-1 H-15	Pipe Support	80A2777	C-E-2	C2.6	VT	2777-951	NO	N/A
GBB-109-1 FW-1	Flued Head to Penetration X-204B Sleeve Integrally Welded Support	80A2775	C-E-1	C3.40	PT	2775-137	NO	N/A Note 1
		80A2777	C-E-2	C2.6	VT	2777-632	NO	N/A
GBB-109-1 H-29	Pipe Support	80A2777	C-E-2	C2.6	VT	2777-874	NO	N/A
GBB-120-1 FW-6	Flued Head to Penetration X-205B Sleeve Integrally Welded Support	80A2777	C-E-2	C2.6	VT	2777-1091	NO	N/A Section XI Exempt Note 1
		80A2775	C-E-1	C3.40	PT	2775-192	NO	N/A
GBB-109-1 H-32	Pipe Support	80A2777	C-E-2	C2.6	VT	2777-957	NO	N/A
GBB-109-1 H-30	Valve Support	80A2777	C-E-2	C4.4	VT	2777-969	NO	N/A
GBB-109-1 H-31	Valve Support	80A2777	C-E-2	C4.4	VT	2777-975	NO	N/A

System: Residual Heat Removal
 Reference Drawing: No. GBB-109-1
 Susquehanna Final Report

1125

80A2804

Rev: 4 Page: 116 of 167

COMPONENT IDENTIFICATION	COMPONENT DESCRIPTION	PROCEDURE NUMBER	CODE CATEGORY	CODE ITEM NUMBER	CODE EVAL METHOD	DATA SHEET	INDICATIONS	EVALUATIONS	REMARKS
SUPPORT EXAMINATIONS									
GBB-109-1 II-39	Valve Support	80A2777	C-E-2	C4.4	VT	2777-1066	NO	N/A	
GBB-109-1 II-40	Valve Support	80A2777	C-E-2	C4.4	VT	2777-1067	NO	N/A	
GBB-109-1 II-33	Valve Support	80A2777	C-E-2	C4.4	VT	2777-1073	NO	N/A	

System: Residual Heat Removal
 Reference Drawing: No. GBB-109-2
 Susquehanna Final Report

nes

80A2804

Rev: 4 Page: 117 of 167

COMPONENT IDENTIFICATION	COMPONENT DESCRIPTION	PROCEDURE NUMBER	CODE CATEGORY	CODE ITEM NUMBER	CODE EXAM METHOD	DATA SHEET	INDICATIONS	EVALUATIONS	REMARKS
PIPING WELDS									
GBB-109-2-FW-10	Tee to Pipe	80A2771	C-F	C2.1	UT	2771-369,370,371	NO	N/A	
GBB-109-2-1-A	Pipe to Tee	80A2771	C-F	C2.1	UT	2771-369, 370, 371	NO	N/A	
GBB-109-2-1-B	Tee to Reducer	80A2771	C-F	C2.1	UT	2771-628,629,630	NO	N/A	
GBB-109-2-1-C	Reducer to Pipe	80A2771	C-F	C2.1	UT	2771-71, 81, 80	NO	N/A	
GBB-109-2-1-E	Pipe to Sweepolet	80A2771	C-F	C2.3	UT	2771-366, 367, 368	NO	N/A	
GBB-109-2-1-F	Pipe to Tee	80A2771	C-F	C2.1	UT	2771-374,376,375	NO	N/A	
GBB-109-2-FW-9	Tee to Pipe	80A2771	C-F	C2.1	UT	2771-71, 152, 88	NO	N/A	
GBB-109-2-2-A	Pipe to Elbow	80A2771	C-F	C2.1	UT	2771-71,152,88	NO	N/A	

System: Residual Heat Removal
 Reference Drawing: No. GBB-109-2
 Susquehanna Final Report

1125

80A2804

Rev: 4 Page: 118 of 167

COMPONENT IDENTIFICATION	COMPONENT DESCRIPTION	PROCEDURE NUMBER	CODE CATEGORY	CODE ITEM NUMBER	CODE EXAM METHOD	DATA SHEET	INDICATIONS	EVALUATIONS	REMARKS
PIPING WELDS									
GBB-109-2 2-B	Elbow to Pipe	80A2771	C-F	C2.1	UT	2771-66, 151, 88	NO	N/A	
GBB-109-2- 2-C	Pipe to Elbow	80A2771	C-F	C2.1	UT	2771-71, 151, 88	NO	N/A	
GBB-109-2 FW-8	Elbow to Tee	80A2771	C-F	C2.1	UT	2771-210, 212, 211	NO	N/A	
GBB-109-2 3-A	Tee to Pipe	80A2771	C-F	C2.1	UT	2771-374, 376, 375	NO	N/A	
GBB-109-2 FW-7	Pipe to Valve IIV-E11-F028A	80A2771	C-F	C2.1	UT	2771-66, 81, 80	NO	N/A	
GBB-109-2 FW-12	Elbow to Pipe	80A2771	C-G	C2.1	UT	2771-66, 81, 80	NO	N/A	
GBB-109-2 4A-D	18" Pipe to 18" x 6" Weldolet	80A2771	C-G	C2.3	UT	2771-66, 81, 80	NO	N/A	
GBB-109-2 4A-E	18" x 6" Weldolet to 6" Pipe	80A2771	C-G	C2.1	UT	2771-1140, 1141, 1142	NO	N/A	

System: Residual Heat Removal
 Reference Drawing: No. GBB-109-2
 Susquehanna Final Report

nes

80A2804

Rev: 7 Page: 119 of 167

COMPONENT IDENTIFICATION	COMPONENT DESCRIPTION	PROCEDURE NUMBER	CODE CATEGORY	CODE EXAM METHOD		DATA SHEET	INDICATIONS	EVALUATIONS	REMARKS
PIPING WELDS									
GBB-109-2 4A-C	Pipe to Elbow	80A2771	C-G	C2.1	UT	2771-66, 81, 80		NO	N/A
GBB-109-2 4A-F	Pipe to Tee	80A2771	C-G	C2.1	UT	2771-342, 343, 344		NO	N/A
GBB-109-2 5B-A	Pipe to Elbow	80A2771	C-G	C2.1	UT	2771-342, 343, 344		NO	N/A
GBB-109-2 5B-B	Elbow to Pipe	80A2771	C-G	C2.1	UT	2771-634, 635, 636		NO	N/A
GBB-109-2 FW-3	Elbow to Valve HV-E11-F024A	80A2771	C-G	C2.1	UT	2771-1143, 1150, 1144		NO	N/A △
SUPPORT EXAMINATIONS									
GBB-109-2 H-10	Pipe Support, Stanchion	80A2775	C-E-1	C3.40	PT	2775-3		NO	N/A Note 1
	Pipe Support	80A2777	C-E-2	C2.6	VT	2777-672F, 672PV		NO	N/A
GBB-109-2 H-13	Pipe Support	80A2777	C-E-2	C2.6	VT	2777-981		NO	N/A

System: Residual Heat Removal
 Reference Drawing: No. GBB-109-2
 Susquehanna Final Report

1125

80A2804

Rev: 4 Page: 120 of 167

COMPONENT IDENTIFICATION	COMPONENT DESCRIPTION	PROCEDURE NUMBER	CODE CATEGORY	CODE ITEM NUMBER	CODE EXAM METHOD	DATA SHEET	INDICATIONS	EVALUATIONS	REMARKS
SUPPORT EXAMINATIONS									
GBB-109-2 II-12	Pipe Support	80A2777	C-E-2	C2.6	VT	2777-315	NO	N/A	
GBB-109-2 II-11	Pipe Support	80A2777	C-E-2	C2.6	VT	2777-966	NO	N/A	
GBB-109-2 II-9	Pipe Support	80A2777	C-E-2	C2.6	VT	2777-549	NO	N/A	
GBB-109-2 II-8	Pipe Support	80A2777	C-E-2	C2.6	VT	2777-781	NO	N/A	
	Pipe Support, Saddle	80A2775	C-E-1	C3.40	PT	2775-20, 20R1	NO	N/A	Note 1
GBB-109-2 II-7	Pipe Support	80A2777	C-E-2	C2.6	VT	2777-314	NO	N/A	
GBB-109-2 II-6	Pipe Support	80A2777	C-E-2	C2.6	VT	2777-780	NO	N/A	
GBB-109-2 II-25	Pipe Support	80A2777	C-E-2	C2.6	VT	2777-641	NO	N/A	
GBB-109-2 II-5	Pipe Support	80A2777	C-E-2	C2.6	VT	2777-982	NO	N/A	

System: Residual Heat Removal
 Reference Drawing: No. GDB-109-2
 Susquehanna Final Report

NES

80A2804

Rev: 3 Page: 121 of 167

COMPONENT IDENTIFICATION	COMPONENT DESCRIPTION	PROCEDURE NUMBER	CODE CATEGORY	CODE ITEM NUMBER	CODE EXAM METHOD	DATA SHEET	INDICATIONS	EVALUATIONS	REMARKS
SUPPORT EXAMINATIONS									
GDB-109-2 11-24	Pipe Support	80A2777	C-E-2	C2.6	VT	2777-548F, 548PV	NO	N/A	
GDB-109-2 11-28	Pipe Support	80A2777	C-E-2	C2.6	VT	2777-673F, 673PV	NO	N/A	
GDB-109-2 11-3	Pipe Support	80A2777	C-E-2	C2.6	VT	2777-779	NO	N/A	
GDB-109-2 11-14	Pipe Support	80A2777	C-E-2	C2.6	VT	2777-316	NO	N/A	
	Pipe Support, 4 Lugs	80A2775	C-E-1	C3.40	PT	2775-9, 9R1	NO	N/A	Note 1
GDB-109-2 FW-1	Flued Head to Penetration X-204A Integrally Welded Support	80A2777	C-E-2	C2.6	VT	2777-642	NO	N/A	
		80A2775	C-E-1	C3.40	PT	2775-139	NO	N/A	Note 1
GDB-109-2- 11-37	Pipe Support	80A2777	C-E-2	C2.6	VT	2777-1003	NO	N/A	
GDB-109-2- 11-38	Pipe Support	80A2777	C-E-2	C2.6	VT	2777-1004	NO	N/A	
GDB-109-2- 11-35	Valve Support	80A2777	C-E-2	C4.4	VT	2777-1074	NO	N/A	
GDB-109-2- 11-36	Valve Support	80A2777	C-E-2	C4.4	VT	2777-1075	NO	N/A	

System: Residual Heat Removal
 Reference Drawing: No. GBB-112-1
 Susquehanna Final Report



80A2804

Rev: 3 Page: 122 of 167

COMPONENT IDENTIFICATION	COMPONENT DESCRIPTION	PROCEDURE NUMBER	CODE CATEGORY	CODE ITEM NUMBER	CODE EXAM METHOD	DATA SHEET	INDICATIONS	EVALUATIONS	REMARKS
PIPING WELDS									
GBB-112-1 9A-J	Reducer to Tee	80A2771	C-F	C2.1	UT	2771-196, 131, 133	NO	N/A	
GBB-112-1 FW-11	Tee to Pipe	80A2771	C-F	C2.1	UT	2771-55, 62, 63	NO	N/A	
GBB-112-1 8-A	Pipe to Elbow	80A2771	C-F	C2.1	UT	2771-55, 62, 63	NO	N/A	
GBB-112-1 FW-12	Elbow to Pipe	80A2771	C-F	C2.1	UT	2771-55, 62, 63	NO	N/A	
GBB-112-1 9A-A	Pipe to Elbow	80A2771	C-F	C2.1	UT	2771-55, 62, 63	NO	N/A	
GBB-112-1 9A-B	Elbow to Pipe	80A2771	C-F	C2.1	UT	2771-55, 62, 63	NO	N/A	
GBB-112-1 9A-C	Pipe to Elbow	80A2771	C-F	C2.1	UT	2771-55, 62, 63	NO	N/A	
GBB-112-1 FW-22	Elbow to Elbow	80A2771	C-F	C2.1	UT	2771-196, 131, 133	NO	N/A	

COMPONENT IDENTIFICATION	COMPONENT DESCRIPTION	PROCEDURE NUMBER	CODE CATEGORY	CODE ITEM NUMBER	CODE EXAM METHOD	DATA SHEET	INDICATIONS	EVALUATIONS	REMARKS
PIPING WELDS									
GBB-112-1 9B-E	Elbow to Pipe	80A2771	C-F	C2.1	UT	2771-55, 62, 63	NO	N/A	
GBB-112-1 FW-13	Pipe to Valve HV-E11-1F007A	80A2771	C-F	C2.1	UT	2771-55, 62, 63	NO	N/A	
SUPPORT EXAMINATIONS									
GBB-112-1 H-8	Pipe Support	80A2777	C-E-2	C2.6	VT	2777-145PV, 145F	NO	N/A	
GBB-112-1 H-7	Pipe Support	80A2777	C-E-2	C2.6	VT	2777-551F, 551PV	NO	N/A	
GBB-112-1 H-6	Pipe Support	80A2777	C-E-2	C2.6	VT	2777-550F, 550PV	NO	N/A	
GBB-112-1 FW-15	Flued Head to Penetration X-226A Sleeve Integrally Welded Support	80A2775	C-E-1	C3.40	PT	2775-135	NO	N/A	Note 1
		80A2777	C-E-2	C2.6	VT	2777-614	NO	N/A	



80A2804

COMPONENT IDENTIFICATION	COMPONENT DESCRIPTION	PROCEDURE NUMBER	CODE CATEGORY	CODE ITEM NUMBER	CODE EXAM METHOD	DATA SHEET	INDICATIONS	EVALUATIONS	REMARKS
PIPING WELDS									
GBB-112-2 4A-J	Reducer to Tee	80A2771	C-F	C2.1	UT	2771-215, 216, 217	NO	N/A	
GBB-112-2 FW-11	Tee to Pipe	80A2771	C-F	C2.1	UT	2771-7, 10, 9	NO	N/A	
GBB-112-2 8-A	Pipe to Elbow	80A2771	C-F	C2.1	UT	2771-7, 10, 9	NO	N/A	
GBB-112-2 FW-22	Elbow to Pipe	80A2771	C-F	C2.1	UT	2771-7, 10, 9	NO	N/A	
GBB-112-2 9A-A	Pipe to Elbow	80A2771	C-F	C2.1	UT	2771-7, 10, 9	NO	N/A	
GBB-112-2 FW-23	Elbow to Pipe	80A2771	C-F	C2.1	UT	2771-7, 10, 9	NO	N/A	
GBB-112-2 FW-24	Pipe to Elbow	80A2771	C-F	C2.1	UT	2771-7, 10, 9	NO	N/A	
GBB-112-2 FW-25	Elbow to Elbow	80A2771	C-F	C2.1	UT	2771-215, 216, 217	NO	N/A	

COMPONENT IDENTIFICATION	COMPONENT DESCRIPTION	PROCEDURE NUMBER	CODE CATEGORY	CODE ITEM NUMBER	CODE EXAM METHOD	DATA SHEET	INDICATIONS	EVALUATIONS	REMARKS
PIPING WELDS									
GBB-112-2 9C-E	Elbow to Pipe	80A2771	C-F	C2.1	UT	2771-7, 10, 9	NO	N/A	
GBB-112-2 FW-13	Pipe to Valve HV-E11-1F007B	80A2771	C-F	C2.1	UT	2771-7, 10, 9	NO	N/A	
SUPPORT EXAMINATIONS									
GBB-112-2 H-14	Pipe Support	80A2777	C-E-2	C2.6	VT	2777-157PV, 157F	NO	N/A	
GBB-112-2 H-15	Pipe Support	80A2777	C-E-2	C2.6	VT	2777-158PV, 158F	NO	N/A	
GBB-112-2 H-16	Pipe Support	80A2777	C-E-2	C2.6	VT	2777-159PV, 2777-159F	NO	N/A	
GBB-112-2 FW-15	Flued Head to Penetration X-226B Sleeve Integrally Welded Support	80A2775	C-E-1	C3.40	PT	2775-132	NO	N/A	Note 1
		80A2777	C-E-2	C2.6	VT	2777-607	NO	N/A	
GBB-112-2 H-25	Valve Support	80A2777	C-E-2	C4.4	VT	2777-714	NO	N/A	
GBB-112-2 H-26	Valve Support	80A2777	C-E-2	C4.4	VT	2777-715	NO	N/A	

COMPONENT IDENTIFICATION	COMPONENT DESCRIPTION	PROCEDURE NUMBER	CODE CATEGORY	CODE ITEM NUMBER	CODE EXAM METHOD	DATA SHEET	INDICATIONS	EVALUATIONS	REMARKS
PIPING WELDS									
GBB-113-1 FW-1	Tee to Pipe	80A2771	C-F	C2.1	UT	2771-173, 172, 171	NO	N/A	
GBB-113-1 FW-2	Pipe to Valve 1-51-070	80A2771	C-F	C2.1	UT	2771-173, 172, 171	NO	N/A	
SUPPORT EXAMINATIONS									
GBB-113-1 H-1	Pipe Support	80A2777	C-E-2	C2.6	VT	2777-773	NO	N/A	
GBB-113-1- H-2	Valve Support	80A2777	C-E-2	C4.4	VT	2777-970	NO	N/A	

System: Residual Heat Removal
 Reference Drawing: No. GBD-115-1
 Susquehanna Final Report

1105

80A2804

Rev: 4 Page: 127 of 167

COMPONENT IDENTIFICATION	COMPONENT DESCRIPTION	PROCEDURE NUMBER	CODE CATEGORY	CODE ITEM NUMBER	CODE EXAM METHOD	DATA SHEET	INDICATIONS	EVALUATIONS	REMARKS
PIPING WELDS									
GBD-115-1 FW-1	Tee to Elbow	80A2771	C-F	C2.1	UT	2771-268, 267, 274	NO	N/A	
GBD-115-1 5-B	Elbow to Pipe	80A2771	C-F	C2.1	UT	2771-268, 267, 274	NO	N/A	
GBD-115-1 5-A	Pipe to Elbow	80A2771	C-F	C2.1	UT	2771-174, 176, 175	NO	N/A	
GBD-115-1 FW-3	Elbow to Valve HV-E11-F010A	80A2771	C-F	C2.1	UT	2771-268, 267, 274	NO	N/A	
GBD-115-1 FW-4	Valve HV-E11-F010A to Pipe	80A2771	C-G	C2.1	UT	2771-1235, 1290, 78, 79, 162	NO	N/A	Incomplete Exam Notes 3,4,7
		(80A2775)	N/A	N/A	N/A	2775-240	NO	N/A	
GBD-115-1 4-B	Elbow to Pipe	80A2771	C-G	C2.1	UT	2771-70, 78, 79	NO	N/A	
GBD-115-1 FW-5	Elbow to Pipe	80A2771	C-G	C2.1	UT	2771-70, 78, 79	NO	N/A	
GBD-115-1 3-A	Elbow to Pipe	80A2771	C-G	C2.1	UT	2771-1083, 1084, 1085	NO	N/A	

COMPONENT IDENTIFICATION	COMPONENT DESCRIPTION	PROCEDURE NUMBER	CODE CATEGORY	CODE ITEM NUMBER	CODE EXAM METHOD	DATA SHEET	INDICATIONS	EVALUATIONS	REMARKS
PIPING WELDS									
GBB-115-1 2-A	Elbow to Pipe	80A2771	C-G	C2.1	UT	2771-1083, 1084, 1085	NO	N/A	
GBB-115-1 FW-8	Valve HV-E11-F010B to Elbow	80A2771	C-F	C2.1	UT	2771-268, 267, 274	NO	N/A	
GBB-115-1 1-B	Elbow to Pipe	80A2771	C-F	C2.1	UT	2771-70, 78, 79, 70A, 78A, 79A	NO	N/A	
GBB-115-1 1-A	Pipe to Elbow	80A2771	C-F	C2.1	UT	2771-1508, 1509, 1510	NO	N/A	
GBB-115-1 FW-9	Elbow to Tee	80A2771	C-F	C2.1	UT	2771-275, 281, 274	NO	N/A	
SUPPORT EXAMINATIONS									
GBB-115-1 H-3	Pipe Support, Stanchion	80A2775	C-E-1	C3.40	PT	2775-17	NO	N/A	Note 1
	Pipe Support	80A2777	C-E-2	C2.6	VT	2777-136PV, 136F	NO	N/A	

COMPONENT IDENTIFICATION	COMPONENT DESCRIPTION	PROCEDURE NUMBER	CODE CATEGORY	CODE ITEM NUMBER	CODE EXAM METHOD	DATA SHEET	INDICATIONS	EVALUATIONS	REMARKS
SUPPORT EXAMINATIONS									
GBB-115-1 H-9	Pipe Support, Saddle	80A2775	C-E-1	C3.40	PT	2775-16, 16R1, 16R2, 16R3	NO	N/A	Note 1
	Pipe Support	80A2777	C-E-2	C2.6	VT	2777-873	NO	N/A	
GBB-115-1 H-15	Pipe Support, Stanchion	80A2775	C-E-1	C3.40	PT	2775-14	NO	N/A	Note 1
	Pipe Support	80A2777	C-E-2	C2.6	VT	2777-840	NO	N/A	
GBB-115-1 H-1	Pipe Support	80A2777	C-E-2	C2.6	VT	2777-137PV, 137F	NO	N/A	
	Pipe Support, 4 Lugs	80A2775	C-E-1	C3.40	PT	2775-10	NO	N/A	Note 1
GBB-115-1 H-2	Pipe Support	80A2777	C-E-2	C2.6	VT	2777-189PV, 189F	NO	N/A	
	Pipe Support, 1 Lug	80A2775	C-E-1	C3.40	PT	2775-8	NO	N/A	Note 1
GBB-115-1 H-4	Pipe Support	80A2777	C-E-2	C2.6	VT	2777-190PV, 190F	NO	N/A	
GBB-115-1 H-5	Pipe Support	80A2777	C-E-2	C2.6	VT	2777-138PV, 138F	NO	N/A	
GBB-115-1 H-6	Pipe Support	80A2777	C-E-2	C2.6	VT	2777-139PV, 139F	NO	N/A	
GBB-115-1 H-7	Pipe Support	80A2777	C-E-2	C2.6	VT	2777-191PV, 191F	NO	N/A	

COMPONENT IDENTIFICATION	COMPONENT DESCRIPTION	PROCEDURE NUMBER	CODE CATEGORY	CODE ITEM NUMBER	CODE EXAM METHOD	DATA SHEET	INDICATIONS	EVALUATIONS	REMARKS
SUPPORT EXAMINATIONS									
GBB-115-1 H-8	Pipe Support	80A2777	C-E-2	C2.6	VT	2777-317	NO	N/A	
GBB-115-1 H-10	Pipe Support	80A2777	C-E-2	C2.6	VT	2777-808	NO	N/A	
GBB-115-1 H-11	Pipe Support	80A2777	C-E-2	C2.6	VT	2777-941	NO	N/A	
GBB-115-1 H-12	Pipe Support	80A2777	C-E-2	C2.6	VT	2777-140PV, 140F	NO	N/A	
GBB-115-1 H-13	Pipe Support	80A2777	C-E-2	C2.6	VT	2777-942	NO	N/A	
GBB-115-1 H-14	Pipe Support	80A2777	C-E-2	C2.6	VT	2777-552	NO	N/A	
GBB-115-1 H-16	Pipe Support	80A2777	C-E-2	C2.6	VT	2777-141PV, 141F	NO	N/A	
	Pipe Support, 1 Lug	80A2775	C-E-1	C3.40	PT	2775-43, 43R1	NO	N/A	Note 1
GBB-115-1 H-17	Pipe Support	80A2777	C-E-2	C2.6	VT	2777-1094	N/A	N/A	
	Pipe Support, 4 Lugs	80A2775	C-E-1	C3.40	PT	2775-29, 29R1	NO	N/A	Note 1

COMPONENT IDENTIFICATION	COMPONENT DESCRIPTION	PROCEDURE NUMBER	CODE CATEGORY	CODE ITEM NUMBER	CODE EXAM METHOD	DATA SHEET	INDICATIONS	EVALUATIONS	REMARKS
PIPING WELDS									
GBB-116-1 FW-4	Pipe to Elbow	80A2771	C-F	C2.1	UT	2771-54, 104, 99	NO	N/A	
GBB-116-1 FW-3	Elbow to Elbow	80A2771	C-F	C2.1	UT	2771-351, 353, 352	NO	N/A	
GBB-116-1 FW-2	Elbow to Pipe	80A2771	C-F	C2.1	UT	2771-54, 104, 99	NO	N/A	
GBB-116-1 1-A	Pipe to Reducer	80A2771	C-F	C2.1	UT	2771-54, 104, 99	NO	N/A	
GBB-116-1 FW-1	Reducer to Heat Exchanger 1E-205A Nozzle N-4	80A2771	C-F	C2.1	UT	2771-720, 721, 722	NO	N/A	
SUPPORT EXAMINATIONS									
GBB-116-1 H-6	Pipe Support	80A2777	C-E-2	C2.6	VT	2777-676	NO	N/A	
GBB-116-1 H-5	Pipe Support	80A2777	C-E-2	C2.6	VT	2777-879	NO	N/A	
	Pipe Support, 8 Lugs and Saddle	80A2775	C-E-1	C3.40	PT	2775-31, 31R1	NO	N/A	Note 1

COMPONENT IDENTIFICATION	COMPONENT DESCRIPTION	PROCEDURE NUMBER	CODE CATEGORY	CODE ITEM NUMBER	CODE EXAM METHOD	DATA SHEET	INDICATIONS	EVALUATIONS	REMARKS
SUPPORT EXAMINATIONS									
GBB-116-1 H-7	Pipe Support	80A2777	C-E-2	C2.6	VT	2777-147PV, 147F	NO	N/A	
GBB-116-1 H-8	Pipe Support	80A2777	C-E-2	C2.6	VT	2777-148PV, 148F	NO	N/A	
GBB-116-1- H-9	Pipe Support	80A2777	C-E-2	C2.6	VT	2777-961	NO	N/A	

COMPONENT IDENTIFICATION	COMPONENT DESCRIPTION	PROCEDURE NUMBER	CODE CATEGORY	CODE ITEM NUMBER	CODE EXAM METHOD	DATA SHEET	INDICATIONS	EVALUATIONS	REMARKS
PIPING WELDS									
GBB-116-2 FW-4	Pipe to Elbow	80A2771	C-F	C2.1	UT	2771-40, 60, 59	NO	N/A	
GBB-116-2 FW-3	Elbow to Elbow	80A2771	C-F	C2.1	UT	2771-804, 805, 806	NO	N/A	
GBB-116-2 FW-2	Elbow to Pipe	80A2771	C-F	C2.1	UT	2771-40, 60, 59	NO	N/A	
GBB-116-2 I-A	Pipe to Reducer	80A2771	C-F	C2.1	UT	2771-40, 60, 59	NO	N/A	
GBB-116-2 FW-1	Reducer to Heat Exchanger IE-205B Nozzle N-4	80A2771	C-F	C2.1	UT	2771-723, 724, 725	NO	N/A	
SUPPORT EXAMINATIONS									
GBB-116-2 H-1	Pipe Support	80A2777	C-E-2	C2.6	VT	2777-897	NO	N/A	
	Pipe Support, 8 Lugs and Wrapper Plate	80A2775	C-E-1	C3.40	PT	2775-138, 138R1, 138R2, 138R3, 138R4	NO	N/A	Note 1
GBB-116-2 H-2	Pipe Support	80A2777	C-E-2	C2.6	VT	2777-152PV, 152F	NO	N/A	

COMPONENT IDENTIFICATION	COMPONENT DESCRIPTION	PROCEDURE NUMBER	CODE CATEGORY	CODE ITEM NUMBER	CODE EXAM METHOD	DATA SHEET	INDICATIONS	EVALUATIONS	REMARKS
SUPPORT EXAMINATIONS									
GBB-116-2 H-3	Pipe Support	80A2777	C-E-2	C2.6	VT	2777-839	NO	N/A	
GBB-116-2 H-4	Pipe Support	80A2777	C-E-2	C2.6	VT	2777-201PV, 201F	NO	N/A	
GBB-116-2- H-10	Pipe Support	80A2777	C-E-2	C2.6	VT	2777-996	NO	N/A	

System: Residual Heat Removal
 Reference Drawing: No. GBB-117-1
 Susquehanna Final Report

nes

80A2804

Rev: 6 Page: 135 of 167

COMPONENT IDENTIFICATION	COMPONENT DESCRIPTION	PROCEDURE NUMBER	CODE CATEGORY	CODE ITEM NUMBER	CODE EXAM METHOD	DATA SHEET	INDICATIONS	EVALUATIONS	REMARKS
PIPING WELDS									
GBB-117-1 I-B	Pipe to Elbow	80A2771	C-G	C2.1	UT	2771-145, 146, 147	NO	N/A	
GBB-117-1 I-C	Elbow to Pipe, Bimetallic	80A2771	C-G	C2.1	UT	2771-756, 757, 758, 759, 760, 761	NO	N/A	6
SUPPORT EXAMINATIONS									
GBB-117-1 II-1	Pipe Support	80A2777	C-E-2	C2.6	VT	2777-967	NO	N/A	

System: Residual Heat Removal
 Reference Drawing: No. GDB-118-1
 Susquehanna Final Report

1105

80A2804

Rev: 4 Page: 136 of 167

COMPONENT IDENTIFICATION	COMPONENT DESCRIPTION	PROCEDURE NUMBER	CODE CATEGORY	CODE ITEM NUMBER	CODE EXAM METHOD	DATA SHEET	INDICATIONS	EVALUATIONS	REMARKS
PIPING WELDS									
GDB-118-1 FW-1	Valve HV-E11-F016A to Elbow	80A2771	C-G	C2.1	UT	2771-302, 310, 309	NO	N/A	
GDB-118-1 FW-8	Elbow to Pipe	80A2771	C-G	C2.1	UT	2771-302, 310, 309	NO	N/A	
GDB-118-1 FW-10	Elbow to Tee	80A2771	C-G	C2.1	UT	2771-302, 310, 309	NO	N/A	
GDB-118-1 FW-6	Tee to Valve HV-E11-F021A	80A2771	C-G	C2.1	UT	2771-726, 727, 728	NO	N/A	
SUPPORT EXAMINATIONS									
GDB-118-1 II-12	Pipe Support, Stanchion	80A2775	C-E-1	C3.40	PT	2775-57	NO	N/A	Note 1
	Pipe Support	80A2777	C-E-2	C2.6	VT	2777-517F, 517PV	NO	N/A	
GDB-118-1 II-13	Pipe Support	80A2775	C-E-2	C2.6	VT	2777-129PV, 129F	NO	N/A	

COMPONENT IDENTIFICATION	COMPONENT DESCRIPTION	PROCEDURE NUMBER	CODE CATEGORY	CODE ITEM NUMBER	CODE EXAM METHOD	DATA SHEET	INDICATIONS	EVALUATIONS	REMARKS
PIPING WELDS									
GBB-118-2 FW-1	Valve HV-E11-F016B to Elbow	80A2771	C-G	C2.1	UT	2771-304, 305, 306	NO	N/A	
GBB-118-2 I-B	Tee to Pipe	80A2771	C-G	C2.1	UT	2771-75, 76, 77	NO	N/A	
GBB-118-2 FW-2	Pipe to Valve HV-E11-F021B	80A2771	C-G	C2.1	UT	2771-75, 76 77	NO	N/A	
SUPPORT EXAMINATIONS									
GBB-118-2 H-1	Pipe Support	80A2777	C-E-2	C2.6	VT	2777-130PV, 130F	NO	N/A	
GBB-118-2 H-24	Pipe Support	80A2777	C-E-2	C2.6	VT	2777-878	NO	N/A	
GBB-118-2 H-22	Valve Support	80A2777	C-E-2	C4.4	VT	2777-871	NO	N/A	
GBB-118-2 H-23	Valve Support	80A2777	C-E-2	C4.4	VT	2777-716	NO	N/A	

System: Residual Heat Removal
 Reference Drawing: No. GBB-119-1
 Susquehanna Final Report

1125

80A2804

Rev: 6 Page: 138 of 167

COMPONENT IDENTIFICATION	COMPONENT DESCRIPTION	PROCEDURE NUMBER	CODE CATEGORY	CODE ITEM NUMBER	CODE EXAM METHOD	DATA SHEET	INDICATIONS	EVALUATIONS	REMARKS
PIPING WELDS									
GBB-119-1 3-A	Elbow to Pipe	80A2771	C-F	C2.1	UT	2771-39, 43R1, 42R1	NO	N/A	
GBB-119-1 FW-4	Pipe to Valve E11-1F078B	80A2771	C-F	C2.1	UT	2771-39, 43R1, 42R1	NO	N/A	
GBB-119-1 FW-3	Valve E11-1F078B to Elbow	80A2771	C-G	C2.1	UT	2771-290, 291, 292	NO	N/A	△ ₆
GBB-119-1 FW-2	Elbow to Valve HV-E11-1F075B	80A2771	C-G	C2.1	UT	2771-290, 291, 292	NO	N/A	△ ₆

System: Residual Heat Removal
 Reference Drawing: No. GBB-119-2
 Susquehanna Final Report

1125

80A2804

Rev: 6 Page: 139 of 167

COMPONENT IDENTIFICATION	COMPONENT DESCRIPTION	PROCEDURE NUMBER	CODE CATEGORY	CODE ITEM NUMBER	CODE EXAM METHOD	DATA SHEET	INDICATIONS	EVALUATIONS	REMARKS
PIPING WELDS									
GBB-119-2 3-A	Elbow to Pipe	80A2771	C-F	C2.1	UT	2771-35, 44R1, 41R1	NO	N/A	
GBB-119-2 FW-4	Pipe to Valve HV-E11-1F078A	80A2771	C-F	C2.1	UT	2771-35, 44R1, 41R1	NO	N/A	
GBB-119-2 FW-3	Valve E11-1F078A to Elbow	80A2771	C-G	C2.1	UT	2771-293, 294, 295	NO	N/A	△
GBB-119-2 FW-2	Elbow to Valve HV-E11-1F075A	80A2771	C-G	C2.1	UT	2771-293, 294, 295	NO	N/A	△

COMPONENT IDENTIFICATION	COMPONENT DESCRIPTION	PROCEDURE NUMBER	CODE CATEGORY	CODE ITEM NUMBER	CODE EXAM METHOD	DATA SHEET	INDICATIONS	EVALUATIONS	REMARKS
PIPING WELDS									
HBB-110-1 FW-3	Valve HV-E11-F004A to Elbow	80A2771	C-F	C2.1	UT	2771-190, 192, 191	NO	N/A	
HBB-110-1 2-A	Elbow to Elbow	80A2771	C-F	C2.1	UT	2771-190, 192, 191	NO	N/A	
HBB-110-1 2-B	Elbow to Pipe	80A2771	C-F	C2.1	UT	2771-13, 3, 2	NO	N/A	
HBB-110-1 2-C	Pipe to Elbow	80A2771	C-F	C2.1	UT	2771-13, 20, 148	NO	N/A	
HBB-110-1 2-D	Elbow to Pipe	80A2771	C-F	C2.1	UT	2771-13, 3, 2	NO	N/A	
HBB-110-1 FW-4	Pipe to Elbow	80A2771	C-F	C2.1	UT	2771-19, 20, 21	NO	N/A	
HBB-110-1 3-A	Elbow to Pipe	80A2771	C-F	C2.1	UT	2771-13, 3, 2	NO	N/A	
HBB-110-1 3-B	Pipe to Elbow	80A2771	C-F	C2.1	UT	2771-13, 3, 2	NO	N/A	

COMPONENT IDENTIFICATION	COMPONENT DESCRIPTION	PROCEDURE NUMBER	CODE CATEGORY	CODE ITEM NUMBER	CODE EXAM METHOD	DATA SHEET	INDICATIONS	EVALUATIONS	REMARKS
PIPING WELDS									
HDB-110-1 FW-5	Elbow to Tee	80A2771	C-F	C2.1	UT	2771-190, 192, 191	NO	N/A	
HDB-110-1 4-A	Tee to Elbow	80A2771	C-F	C2.1	UT	2771-190, 192, 191	NO	N/A	
HDB-110-1 4-B	Elbow to Pipe	80A2771	C-F	C2.1	UT	2771-13, 20, 148	NO	N/A	
HDB-110-1 4-E	Pipe to Flange	80A2771	C-F	C2.1	UT	2771-13, 20, 148	NO	N/A	
HDB-110-1 5-A	Flange to Elbow	80A2771	C-F	C2.1	UT	2771-190, 192, 191	NO	N/A	
HDB-110-1 5-C	Elbow to Pipe	80A2771	C-F	C2.1	UT	2771-13, 3, 2	NO	N/A	
HDB-110-1 5-D	Pipe to Reducer	80A2771	C-F	C2.1	UT	2771-13, 3, 2, 13A, 3A	NO	N/A	
HDB-110-1 5-F	Reducer to Flange	80A2771	C-F	C2.1	UT	2771-1391,1392,1393	NO	N/A	

System: Residual Heat Removal
 Reference Drawing: No. HBB-110-1
 Susquehanna Final Report



Rev: -3 Page: 142 of 167

COMPONENT IDENTIFICATION	COMPONENT DESCRIPTION	PROCEDURE NUMBER	CODE CATEGORY	CODE ITEM NUMBER	CODE EXAM METHOD	DATA SHEET	INDICATIONS	EVALUATIONS	REMARKS
SUPPORT EXAMINATIONS									
HBB-110-1 H-9	Pipe Support, Stanchion	80A2775	C-E-1	C3.40	PT	2775-22	NO	N/A	Note 1
	Pipe Support	80A2777	C-E-2	C2.6	VT	2777-318	NO	N/A	
HBB-110-1 H-3	Pipe Support, Stanchion	80A2775	C-E-1	C3.40	PT	2775-54	NO	N/A	Note 1
	Pipe Support	80A2777	C-E-2	C2.6	VT	2777-612F, 612PV	NO	N/A	
HBB-110-1 H-8	Pipe Support	80A2777	C-E-2	C2.6	VT	2777-554	NO	N/A	
HBB-110-1 H-7	Pipe Support	80A2777	C-E-2	C2.6	VT	2777-890	NO	N/A	
	Pipe Support, 8 Lugs	80A2775	C-E-1	C3.40	PT	2775-98, 98R1, 98R2, 98R3	NO	N/A	Note 1
HBB-110-1 H-6	Pipe Support	80A2777	C-E-2	C2.6	VT	2777-194PV, 194F	NO	N/A	
HBB-110-1 H-5	Pipe Support	80A2777	C-E-2	C2.6	VT	2777-553	NO	N/A	Incomplete Exam Note 3
	Pipe Support, 8 Lugs	80A2775	C-E-1	C3.40	PT	2775-30, 30R1	NO	N/A	Note 1
HBB-110-1 H-4	Pipe Support	80A2777	C-E-2	C2.6	VT	2777-834	NO	N/A	

System: Residual Heat Removal
 Reference Drawing: No. HDB-110-1
 Susquehanna Final Report

1125

80A2804

Rev: 4 Page: 143 of 167

COMPONENT IDENTIFICATION	COMPONENT DESCRIPTION	PROCEDURE NUMBER	CODE CATEGORY	CODE ITEM NUMBER	CODE EXAM METHOD	DATA SHEET	INDICATIONS	EVALUATIONS	REMARKS
SUPPORT EXAMINATIONS									
HDB-110-1 11-1	Pipe Support	80A2777	C-E-2	C2.6	VT	2777-960	NO	N/A	
	Pipe Support, Stanchion	80A2775	C-E-1	C3.40	PT	2775-19	NO	N/A	Note 1
HDB-110-1 11-44	Pipe Support	80A2777	C-E-2	C2.6	VT	2777-836F, 836PV	NO	N/A	
	Pipe Support, Sleeve	80A2775	C-E-1	C3.40	PT	2775-160	NO	N/A	Note 1
HDB-110-1 11-49	Valve Support	80A2777	C-E-2	C4.4	VT	2777-611	NO	N/A	
HDB-110-1 11-43	Pipe Support	80A2777	C-E-2	C2.6	VT	2777-889	NO	N/A	
HDB-110-1 11-37	Pipe Support	80A2777	C-E-2	C2.6	VT	2777-613	NO	N/A	
HDB-110-1 11-38	Pipe Support	80A2777	C-E-2	C2.6	VT	2777-835	NO	N/A	
HDB-110-1 11-47	Pipe Support	80A2777	C-E-2	C2.6	VT	2777-837	NO	N/A	
HDB-110-1 11-50	Pipe Support	80A2777	C-E-2	C2.6	VT	2777-1065	NO	N/A	

System: Residual Heat Removal
 Reference Drawing: No. HBB-110-2
 Susquehanna Final Report

1105

80A2804

Rev: 3 Page: 144 of 167

COMPONENT IDENTIFICATION	COMPONENT DESCRIPTION	PROCEDURE NUMBER	CODE CATEGORY	CODE ITEM NUMBER	CODE EXAM METHOD	DATA SHEET	INDICATIONS	EVALUATIONS	REMARKS
PIPING WELDS									
HBB-110-2 FW-3	Valve HV-E11-F004B to Elbow	80A2771	C-F	C2.1	UT	2771-708, 709, 710	NO	N/A	
HBB-110-2 FW-5	Elbow to Elbow	80A2771	C-F	C2.1	UT	2771-708, 709, 710	NO	N/A	
HBB-110-2 2-B	Elbow to Pipe	80A2771	C-F	C2.1	UT	2771-329, 330, 331	NO	N/A	
HBB-110-2 FW-4	Pipe to Elbow	80A2771	C-F	C2.1	UT	2771-237, 238, 239	NO	N/A	
HBB-110-2 3-A	Elbow to Pipe	80A2771	C-F	C2.1	UT	2771-150, 153, 154	NO	N/A	
HBB-110-2 3-B	Pipe to Tee	80A2771	C-F	C2.1	UT	2771-150, 153, 154	NO	N/A	
HBB-110-2 3-C	Elbow to Tee	80A2771	C-F	C2.1	UT	2771-708, 709, 710	NO	N/A	Incomplete Exam Notes 3,4
		(80A2775)	N/A	N/A	N/A	2775-176	NO	N/A	
HBB-110-2 3-D	Elbow to Pipe	80A2771	C-F	C2.1	UT	2771-150, 153, 154	NO	N/A	

COMPONENT IDENTIFICATION	COMPONENT DESCRIPTION	PROCEDURE NUMBER	CODE CATEGORY	CODE ITEM NUMBER	CODE EXAM METHOD	DATA SHEET	INDICATIONS	EVALUATIONS	REMARKS
PIPING WELDS									
HDB-110-2 3-G	Pipe to Flange	80A2771	C-F	C2.1	UT	2771-150, 153, 154	NO	N/A	
HDB-110-2 4-A	Flange to Elbow	80A2771	C-F	C2.1	UT	2771-708, 709, 710	NO	N/A	
HDB-110-2 FW-12	Elbow to Pipe	80A2771	C-F	C2.1	UT	2771-150, 170, 154	NO	N/A	
HDB-110-2 FW-13	Pipe to Reducer	80A2771	C-F	C2.1	UT	2771-150, 170, 154	NO	N/A	
HDB-110-2 4-F	Reducer to Flange	80A2771	C-F	C2.1	UT	2771-1397,1398,1399	NO	N/A	
SUPPORT EXAMINATIONS									
HDB-110-2 H-30	Pipe Support, Stanchion	80A2775	C-E-1	C3.40	PT	2775-11, 11R1	NO	N/A	Note 1
	Pipe Support	80A2777	C-E-2	C2.6	VT	2777-555PV, 555F	NO	N/A	
HDB-110-2 H-27	Pipe Support, Stanchion	80A2775	C-E-1	C3.40	PT	2775-11	NO	N/A	Note 1
	Pipe Support	80A2777	C-E-2	C2.6	VT	2777-881	NO	N/A	

COMPONENT IDENTIFICATION	COMPONENT DESCRIPTION	PROCEDURE NUMBER	CODE CATEGORY	CODE ITEM NUMBER	CODE EXAM METHOD	DATA SHEET	INDICATIONS	EVALUATIONS	REMARKS
SUPPORT EXAMINATIONS									
HBB-110-2 H-25	Pipe Support, Stanchion	80A2775	C-E-1	C3.40	PT	2775-50	NO	N/A	Note 1
	Pipe Support	80A2777	C-E-2	C2.6	VT	2777-712	NO	N/A	
HBB-110-2 H-31	Pipe Support	80A2777	C-E-2	C2.6	VT	2777-556	NO	N/A	
HBB-110-2 H-29	Pipe Support	80A2777	C-E-2	C2.6	VT	2777-880	NO	N/A	
	Pipe Support, 8 Lugs	80A2775	C-E-1	C3.40	PT	2775-49	NO	N/A	Note 1
HBB-110-2 H-28	Pipe Support	80A2777	C-E-2	C2.6	VT	2777-618	NO	N/A	
HBB-110-2- H-32	Pipe Support	80A2777	C-E-2	C2.6	VT	2777-705PV, 705F	NO	N/A	
HBB-110-2- H-42	Pipe Support	80A2777	C-E-2	C2.6	VT	2777-990	NO	N/A	
HBB-110-2- H-41	Valve Support	80A2777	C-E-2	C4.4	VT	2777-782F, 782PV	NO	N/A	

COMPONENT IDENTIFICATION	COMPONENT DESCRIPTION	PROCEDURE NUMBER	CODE CATEGORY	CODE ITEM NUMBER	CODE EXAM METHOD	DATA SHEET	INDICATIONS	EVALUATIONS	REMARKS
PIPING WELDS									
HBB-110-3 FW-3	Valve HV-E11-F004C to Elbow	80A2771	C-F	C2.1	UT	2771-193, 195, 194	NO	N/A	
HBB-110-3 FW-7	Elbow to Elbow	80A2771	C-F	C2.1	UT	2771-193, 195, 194	NO	N/A	
HBB-110-3 2B-B	Elbow to Pipe	80A2771	C-F	C2.1	UT	2771-24, 22, 23	NO	N/A	
HBB-110-3 2-C	Pipe to Elbow	80A2771	C-F	C2.1	UT	2771-24, 22, 23	NO	N/A	
HBB-110-3 FW-4	Elbow to Pipe	80A2771	C-F	C2.1	UT	2771-24, 22, 23	NO	N/A	
HBB-110-3 3-A	Pipe to Tee	80A2771	C-F	C2.1	UT	2771-24, 22, 23	NO	N/A	
HBB-110-3 3-B	Tee to Elbow	80A2771	C-F	C2.1	UT	2771-193, 195, 194	NO	N/A	
HBB-110-3 3-C	Elbow to Pipe	80A2771	C-F	C2.1	UT	2771-24, 22, 23	NO	N/A	

COMPONENT IDENTIFICATION	COMPONENT DESCRIPTION	PROCEDURE NUMBER	CODE CATEGORY	CODE ITEM NUMBER	CODE EXAM METHOD	DATA SHEET	INDICATIONS	EVALUATIONS	REMARKS
PIPING WELDS									
HBB-110-3 3-F	Pipe to Flange	80A2771	C-F	C2.1	UT	2771-24, 22, 23	NO	N/A	
HBB-110-3 4-A	Flange to Elbow	80A2771	C-F	C2.1	UT	2771-193, 195, 194	NO	N/A	
HBB-110-3 4-C	Elbow to Pipe	80A2771	C-F	C2.1	UT	2771-24, 22, 23	NO	N/A	
HBB-110-3 4-D	Pipe to Reducer	80A2771	C-F	C2.1	UT	2771-24, 22, 23	NO	N/A	
HBB-110-3 4-F	Reducer to Flange	80A2771	C-F	C2.1	UT	2771-1394, 1395, 1396	NO	N/A	
SUPPORT EXAMINATIONS									
HBB-110-3 H-21	Pipe Support, Stanchion	80A2775	C-E-1	C3.40	PT	2775-53	NO	N/A	Note 1
	Pipe Support	80A2777	C-E-2	C2.6	VT	2777-738	NO	N/A	
HBB-110-3 H-24	Pipe Support, Stanchion	80A2775	C-E-1	C3.40	PT	2775-23	NO	N/A	Note 1
	Pipe Support	80A2777	C-E-2	C2.6	VT	2777-319	NO	N/A	

COMPONENT IDENTIFICATION	COMPONENT DESCRIPTION	PROCEDURE NUMBER	CODE CATEGORY	CODE ITEM NUMBER	CODE EXAM METHOD	DATA SHEET	INDICATIONS	EVALUATIONS	REMARKS
SUPPORT EXAMINATIONS									
HDB-110-3-H-23	Pipe Support	80A2777	C-E-2	C2.6	VT	2777-739	NO	N/A	Incomplete Exam Note3 Note 1
	Pipe Support, 8 Lugs	80A2775	C-E-1	C3.40	PT	2775-24	NO	N/A	
HDB-110-3-H-34	Pipe Support	80A2777	C-E-2	C2.6	VT	2777-832F, 832PV	NO	N/A	Note 1
	Pipe Support, 8 Lugs	80A2775	C-E-1	C3.40	PT	2775-131	NO	N/A	
HDB-110-3-H-22	Pipe Support	80A2777	C-E-2	C2.6	VT	2777-891	NO	N/A	
HDB-110-3-H-33	Pipe Support	80A2777	C-E-2	C2.6	VT	2777-892	NO	N/A	
HDB-110-3-H-19	Pipe Support	80A2777	C-E-2	C2.6	VT	2777-557F, 557PV	NO	N/A	Note 1
	Pipe Support, Stanchion	80A2775	C-E-1	C3.40	PT	2775-25	NO	N/A	
HDB-110-3-H-39	Pipe Support	80A2777	C-E-2	C2.6	VT	2777-893	NO	N/A	
HDB-110-3-H-48	Pipe Support	80A2777	C-E-2	C2.6	VT	2777-894	NO	N/A	
HDB-110-3-H-40	Valve Support	80A2777	C-E-2	C4.4	VT	2777-833F, 833PV	NO	N/A	

COMPONENT IDENTIFICATION	COMPONENT DESCRIPTION	PROCEDURE NUMBER	CODE CATEGORY	CODE ITEM NUMBER	CODE EXAM METHOD	DATA SHEET	INDICATIONS	EVALUATIONS	REMARKS
PIPING WELDS									
HBB-110-4 FW-3	Valve HV-E11-F004D to Elbow	80A2771	C-F	C2.1	UT	2771-230, 232, 234	NO	N/A	
HBB-110-4 FW-9	Elbow to Elbow	80A2771	C-F	C2.1	UT	2771-230, 232, 234	NO	N/A	
HBB-110-4 2B-B	Elbow to Pipe	80A2771	C-F	C2.1	UT	2771-230, 232, 234	NO	N/A	
HBB-110-4 2B-C	Pipe to Elbow	80A2771	C-F	C2.1	UT	2771-711, 712, 713	NO	N/A	
HBB-110-4 2B-D	Elbow to Pipe	80A2771	C-F	C2.1	UT	2771-230, 232, 234	NO	N/A	
HBB-110-4 2A-E	Pipe to Elbow	80A2771	C-F	C2.1	UT	2771-326, 327, 328	NO	N/A	
HBB-110-4 FW-4	Elbow to Pipe	80A2771	C-F	C2.1	UT	2771-230, 232, 234	NO	N/A	
HBB-110-4 3-A	Pipe to Elbow	80A2771	C-F	C2.1	UT	2771-230, 232, 234	NO	N/A	

System: Residual Heat Removal
 Reference Drawing: No. HBB-110-4
 Susquehanna Final Report



80A2804

Rev: 3 Page: 151 of 167

COMPONENT IDENTIFICATION	COMPONENT DESCRIPTION	PROCEDURE NUMBER	CODE CATEGORY	CODE ITEM NUMBER	CODE EXAM METHOD	DATA SHEET	INDICATIONS	EVALUATIONS	REMARKS
PIPING WELDS									
HBB-110-4 3-B	Elbow to Tee	80A2771	C-F	C2.1	UT	2771-230, 231, 233	NO	N/A	
HBB-110-4 3-C	Tee to Elbow	80A2771	C-F	C2.1	UT	2771-230, 231, 233	NO	N/A	
HBB-110-4 3-D	Elbow to Pipe	80A2771	C-F	C2.1	UT	2771-230, 231, 234	NO	N/A	
HBB-110-4 3-G	Pipe to Flange	80A2771	C-F	C2.1	UT	2771-230, 231, 234	NO	N/A	
HBB-110-4 4-A	Flange to Elbow	80A2771	C-F	C2.1	UT	2771-230, 231, 233	NO	N/A	
HBB-110-4 4-C	Elbow to Pipe	80A2771	C-F	C2.1	UT	2771-230, 231, 233	NO	N/A	
HBB-110-4 4-G	Pipe to Reducer	80A2771	C-F	C2.1	UT	2771-230, 231, 233	NO	N/A	
HBB-110-4 4-F	Reducer to Flange	80A2771	C-F	C2.1	UT	2771-1487, 1488, 1489	NO	N/A	

COMPONENT IDENTIFICATION	COMPONENT DESCRIPTION	PROCEDURE NUMBER	CODE CATEGORY	CODE ITEM NUMBER	CODE EXAM METHOD	DATA SHEET	INDICATIONS	EVALUATIONS	REMARKS
SUPPORT EXAMINATIONS									
HBB-110-4 H-12	Pipe Support, Stanchion	80A2775	C-E-1	C3.40	PT	2775-51	NO	N/A	Note 1
	Pipe Support	80A2777	C-E-2	C2.6	VT	2777-896	NO	N/A	
HBB-110-4 H-17	Pipe Support	80A2777	C-E-2	C2.6	VT	2777-161PV, 161F	NO	N/A	
HBB-110-4 H-16	Pipe Support	80A2777	C-E-2	C2.6	VT	2777-926	NO	N/A	
	Pipe Support, 8 Lugs	80A2775	C-E-1	C3.40	PT	2775-91, 91R1	NO	N/A	Note 1
HBB-110-4 H-15	Pipe Support	80A2777	C-E-2	C2.6	VT	2777-200PV, 200F	NO	N/A	
HBB-110-4 H-14	Pipe Support	80A2777	C-E-2	C2.6	VT	2777-558F, 558PV	NO	N/A	
	Pipe Support, 8 Lugs	80A2775	C-E-1	C3.40	PT	2775-89	NO	N/A	Note 1
HBB-110-4 H-13	Pipe Support	80A2777	C-E-2	C2.6	VT	2777-160PV, 160F	NO	N/A	
	Pipe Support, Stanchion	80A2775	C-E-1	C3.40	PT	2775-52	NO	N/A	Note 1
HBB-110-4 H-10	Pipe Support	80A2777	C-E-2	C2.6	VT	2777-320	NO	N/A	
	Pipe Support, Stanchion	80A2775	C-E-1	C3.40	PT	2775-52	NO	N/A	Note 1
HBB-110-4- H-35	Pipe Support	80A2777	C-E-2	C2.6	VT	2777-703F, 703PV	NO	N/A	

System: Residual Heat Removal
 Reference Drawing: No. HBB-110-4
 Susquehanna Final Report

1125

80A2804

Rev: 3 Page: 153 of 167

COMPONENT IDENTIFICATION	COMPONENT DESCRIPTION	PROCEDURE NUMBER	CODE CATEGORY	CODE ITEM NUMBER	CODE EXAM METHOD	DATA SHEET	INDICATIONS	EVALUATIONS	REMARKS
SUPPORT EXAMINATIONS									
HBB-110-4-H-46	Valve Support	80A2777	C-E-2	C4.4	VT	2777-831F, 831PV	NO	N/A	
HBB-110-4-H-45	Pipe Support	80A2777	C-E-2	C2.6	VT	2777-743F, 743PV	NO	N/A	
HBB-110-4-H-36	Pipe Support	80A2777	C-E-2	C2.6	VT	2777-704F, 704PV	NO	N/A	

System: Residual Heat Removal
 Reference Drawing: No. HDB-111-1j-112-1
 Susquehanna Final Report



80A2804

Rev: 4 Page: 154 of 167

COMPONENT IDENTIFICATION	COMPONENT DESCRIPTION	PROCEDURE NUMBER	CODE CATEGORY	CODE ITEM NUMBER	CODE EXAM METHOD	DATA SHEET	INDICATIONS	EVALUATIONS	REMARKS
PIPING WELDS									
HDB-111-1 5-D	Pipe to Elbow	80A2771	C-F	C2.1	UT	2771-252, 257, 258	NO	N/A	
HDB-111-1 5-A	Elbow to Pipe	80A2771	C-F	C2.1	UT	2771-252, 257, 258	NO	N/A	
HDB-111-1 F-W-5	Pipe to Elbow	80A2771	C-F	C2.1	UT	2771-64, 89, 90	NO	N/A	
HDB-111-1 4-C	Elbow to Pipe	80A2771	C-F	C2.1	UT	2771-64, 89, 90	NO	N/A	
HDB-111-1 4-D	Pipe to Elbow	80A2771	C-F	C2.1	UT	2771-64, 89, 90	NO	N/A	
HDB-111-1 4-A	Elbow to Pipe	80A2771	C-F	C2.1	UT	2771-64, 89, 90	NO	N/A	
HDB-111-1 F-W-4	Pipe to Elbow	80A2771	C-F	C2.1	UT	2771-64, 89, 90	NO	N/A	
HDB-111-1 3-B	Elbow to Pipe	80A2771	C-F	C2.1	UT	2771-252, 257, 258	NO	N/A	

System: Feedwater
 Reference Drawing: No. DLA-101-1
 Susquehanna Final Report

1105
 80A2804

Rev: 3 Page: 1 of 23

COMPONENT IDENTIFICATION	COMPONENT DESCRIPTION	PROCEDURE NUMBER	CODE CATEGORY	CODE ITEM NUMBER	CODE EXAM METHOD	DATA SHEET	INDICATIONS	EVALUATIONS	REMARKS
PIPING WELDS									
DLA-101-1-FW-5	Valve HV-14107A to Flued Head X-9A	80A2771	B-J	B4.5	UT	2771-1447, 1445, 1446	NO	N/A	Note 5
DLA-101-1-FW-3	Valve 1F010A to Process Pipe Penetration X-9A	80A2771	B-J	B4.5	UT	2771-1098, 1099, 1100	NO	N/A	Note 5
DLA-101-1-FW-2	Valve 1F010A to Pipe	80A2771	B-J	B4.5	UT	2771-522, 521, 520	NO	N/A	Note 5
DLA-101-1-1-A	Pipe to Elbow	80A2771	B-J	B4.5	UT	2771-445, 449, 450	NO	N/A	Note 5
DLA-101-1-FW-7	Elbow to Pipe	80A2771	B-J	B4.5	UT	2771-890, 891, 892	NO	N/A	Note 5
DLA-101-1-FW-1	Pipe to Valve HV-B21-F011A	80A2771	B-J	B4.5	UT	2771-445, 449, 450	NO	N/A	Note 5

System: Feedwater
 Reference Drawing: No. DLA-101-1
 Susquehanna Final Report

1125

80A2804

Rev: 4 Page: 2 of 23

COMPONENT IDENTIFICATION	COMPONENT DESCRIPTION	PROCEDURE NUMBER	CODE CATEGORY	CODE ITEM NUMBER	CODE EXAM METHOD	DATA SHEET	INDICATIONS	EVALUATIONS	REMARKS
VALVE EXAMINATIONS									
DLA-101-1-IF010A-V	24" Valve IF010A Internal Pressure Boundary Surfaces	80A2777	B-M-2	B6.7	VT	INACCESSIBLE	N/A	N/A	Note 3
DLA-101-1-11V-F011A-V	24" Valve 11V-B21-F011A Internal Pressure Boundary Surfaces	80A2777	B-M-2	B6.7	VT	INACCESSIBLE	N/A	N/A	Note 3
BOLTING EXAMINATIONS									
DLA-101-1-11V-14107A-B	Valve 11V-14107A Hinge Pin Stuffing Box Bolting (6 Studs & Nuts)	80A2777	B-G-2	B7.70	VT-1	2777-1054	NO	N/A	Note 1
DLA-101-1-IF010A-B	Valve IF010A Hinge Pin Stuffing Box Bolting (8 Studs & Nuts)	80A2777	B-G-2	B7.70	VT-1	2777-1015	NO	N/A	Note 1

System: Feedwater
 Reference Drawing: No. DLA-101-1
 Susquehanna Final Report

1125
 80A2804

Rev: 4 Page: 3 of 23

COMPONENT IDENTIFICATION	COMPONENT DESCRIPTION	PROCEDURE NUMBER	CODE CATEGORY	CODE ITEM NUMBER	CODE EXAM METHOD	DATA SHEET	INDICATIONS	EVALUATIONS	REMARKS
SUPPORT EXAMINATIONS									
DLA-101-1-11-1	Pipe Support	80A2777	B-K-2	B4.10	VT	2777-432F, 432PV	NO	N/A	
DLA-101-1-11-4	Pipe Support	30A2777	B-K-2	B4.10	VT	2777-691	NO	N/A	
DLA-101-1-11-2	Pipe Support	80A2777	B-K-2	B4.10	VT	2777-433F, 433PV	NO	N/A	
DLA-101-1-FW-4	Flued Head to Penetration X-9A Sleeve Integrally Welded Support	30A2775	B-K-1	B10.10	PT	2775-152	NO	N/A	Note 1
		30A2777	B-K-2	B4.10	VT	2777-1110	NO	N/A	

System: Feedwater
 Reference Drawing: No. DLA-102-1
 Susquehanna Final Report



80A2804

Rev: 3 Page: 4 of 23

COMPONENT IDENTIFICATION	COMPONENT DESCRIPTION	PROCEDURE NUMBER	CODE CATEGORY	CODE ITEM NUMBER	CODE EXAM METHOD	DATA SHEET	INDICATIONS	EVALUATIONS	REMARKS
PIPING WELDS									
DLA-102-1-FW-7	Valve HV-B21-F011A to Pipe	80A2771	B-J	B4.5	UT	INACCESSIBLE	N/A	N/A	Incomplete Exam Note 3
DLA-102-1-1-A	Pipe to Elbow	80A2771	B-J	B4.5	UT	2771-82, 117, 96	NO	N/A	
DLA-102-1-1-B	Elbow to Pipe	80A2771	B-J	B4.5	UT	2771-82, 117, 96	NO	N/A	
DLA-102-1-1-C	Pipe to Tee	80A2771	B-J	B4.5	UT	2771-82, 117, 96	NO	N/A	
DLA-102-1-1-D	Tee to Reducer	80A2771	B-J	B4.5	UT	2771-946, 947, 948	NO	N/A	
DLA-102-1-FW-6	Reducer to Pipe	80A2771	B-J	B4.5	UT	2771-114A, 108A, 111	NO	N/A	
DLA-102-1-2-A	Pipe to Tee	80A2771	B-J	B4.5	UT	2771-114A, 108A, 111	NO	N/A	
DLA-102-1-2-B	Tee to Reducer	80A2771	B-J	B4.5	UT	2771-899, 900, 901	NO	N/A	

COMPONENT IDENTIFICATION	COMPONENT DESCRIPTION	PROCEDURE NUMBER	CODE CATEGORY	CODE ITEM NUMBER	CODE EXAM METHOD	DATA SHEET	INDICATIONS	EVALUATIONS	REMARKS
PIPING WELDS									
DLA-102-1-FW-3	Reducer to Pipe	80A2771	B-J	B4.5	UT	2771-83, 107, 106	NO	N/A	
DLA-102-1-3-A	Pipe to Elbow	80A2771	B-J	B4.5	UT	2771-83, 93, 98	NO	N/A	
DLA-102-1-FW-2	Elbow to Pipe	80A2771	B-J	B4.5	UT	2771-83, 93, 98	NO	N/A	
DLA-102-1-4-A	Pipe to Elbow	80A2771	B-J	B4.5	UT	2771-83, 93, 98	NO	N/A	
DLA-102-1-4-B	Elbow to Pipe	80A2771	B-J	B4.5	UT	2771-83, 93, 98	NO	N/A	
DLA-102-1-4-C	Pipe to Elbow	80A2771	B-J	B4.5	UT	2771-253, 255, 254	NO	N/A	
DLA-102-1-FW-13	Elbow to Pipe	80A2771	B-J	B4.5	UT	2771-253, 255, 254	NO	N/A	
DLA-102-1-4-E	Pipe to Elbow	80A2771	B-J	B4.5	UT	2771-83, 93, 98	NO	N/A	

System: Feedwater
 Reference Drawing: No. DLA-102-1
 Susquehanna Final Report

NES
 80A2804

Rev: 3 Page: 6 of 23

COMPONENT IDENTIFICATION	COMPONENT DESCRIPTION	PROCEDURE NUMBER	CODE CATEGORY	CODE ITEM NUMBER	CODE EXAM METHOD	DATA SHEET	INDICATIONS	EVALUATIONS	REMARKS
PIPING WELDS									
DLA-102-1-4-F	Elbow to Pipe	80A2771	B-J	B4.5	UT	2771-253, 255, 254	NO	N/A	
DLA-102-1-FW-1	Pipe to RPV Nozzle N4D Safe-end	80A2771	B-J	B4.5	UT	2771-112, 120, 128	NO	N/A	
DLA-102-1-FW-13	Tee to Pipe	80A2771	B-J	B4.5	UT	2771-83, 87, 98	NO	N/A	
DLA-102-1-5-A	Pipe to Elbow	80A2771	B-J	B4.5	UT	2771-83, 87, 98	NO	N/A	
DLA-102-1-5-B	Elbow to Pipe	80A2771	B-J	B4.5	UT	2771-83, 93, 98	NO	N/A	
DLA-102-1-5-C	Pipe to Elbow	80A2771	B-J	B4.5	UT	2771-116, 120, 128	NO	N/A	
DLA-102-1-FW-12	Elbow to Pipe	80A2771	B-J	B4.5	UT	2771-116, 120, 128	NO	N/A	
DLA-102-1-5-E	Pipe to Elbow	80A2771	B-J	B4.5	UT	2771-83, 93, 98	NO	N/A	

System: Feedwater
 Reference Drawing: No. DLA-102-1
 Susquchanna Final Report

NES

80A2804

Rev: 3 Page: 7 of 23

COMPONENT IDENTIFICATION	COMPONENT DESCRIPTION	PROCEDURE NUMBER	CODE CATEGORY	CODE ITEM NUMBER	CODE EXAM METHOD	DATA SHEET	INDICATIONS	EVALUATIONS	REMARKS
PIPING WELDS									
DLA-102-1-5-F	Elbow to Pipe	80A2771	B-J	B4.5	UT	2771-83, 93, 98	NO	N/A	
DLA-102-1-FW-5	Pipe to RPV Nozzle N4E Safe-end	80A2771	B-J	B4.5	UT	2771-112, 120, 128	NO	N/A	
DLA-102-1-FW-8	Tee to Pipe	80A2771	B-J	B4.5	UT	2771-83, 87, 98	NO	N/A	
DLA-102-1-6-A	Pipe to Elbow	80A2771	B-J	B4.5	UT	2771-83, 87, 98	NO	N/A	
DLA-102-1-6-B	Elbow to Pipe	80A2771	B-J	B4.5	UT	2771-83, 87, 98	NO	N/A	
DLA-102-1-6-C	Pipe to Elbow	80A2771	B-J	B4.5	UT	2771-116, 120, 128	NO	N/A	
DLA-102-1-FW-9	Elbow to Pipe	80A2771	B-J	B4.5	UT	2771-253, 255, 254	NO	N/A	
DLA-102-1-7-A	Pipe to Pipe	80A2771	B-J	B4.5	UT	2771-116, 120, 128	NO	N/A	

System: Feedwater
 Reference Drawing: No. DLA-102-1
 Susquehanna Final Report

1125
 80A2804

Rev: 4 Page: 3 of 23

COMPONENT IDENTIFICATION	COMPONENT DESCRIPTION	PROCEDURE NUMBER	CODE CATEGORY	CODE ITEM NUMBER	CODE EXAM METHOD	DATA SHEET	INDICATIONS	EVALUATIONS	REMARKS
PIPING WELDS									
DLA-102-1-7-B	Pipe to Elbow	80A2771	B-J	B4.5	UT	2771-116, 120, 128	NO	N/A	
DLA-102-1-FW-14	Elbow to Pipe	80A2771	B-J	B4.5	UT	2771-253, 255, 254	NO	N/A	
DLA-102-1-7-D	Pipe to Elbow	80A2771	B-J	B4.5	UT	2771-83, 93, 98	NO	N/A	
DLA-102-1-7-E	Elbow to Pipe	80A2771	B-J	B4.5	UT	2771-83, 93, 98	NO	N/A	
DLA-102-1-FW-10	Pipe to RPV N4F Safe-end	80A2771	B-J	B4.5	UT	2771-112, 120, 128	NO	N/A	
DLA-102-1-1-F	Tee Longitudinal Seam (Bottom of Tee)	80A2771	B-J	B4.5	UT	2771-1502, 1503, 1504	NO	N/A	

System: Feedwater
 Reference Drawing: No. DLA-102-1
 Susquehanna Final Report

1125

80A2804

Rev: 3 Page: 9 of 23

COMPONENT IDENTIFICATION	COMPONENT DESCRIPTION	PROCEDURE NUMBER	CODE CATEGORY	CODE ITEM NUMBER	CODE EXAM METHOD	DATA SHEET	INDICATIONS	EVALUATIONS	REMARKS
SUPPORT EXAMINATIONS									
DLA-102-1-H-1	Pipe Support	80A2777	B-K-2	B4.10	VT	2777-422F, 422PV	NO	N/A	
DLA-102-1-H-2	Pipe Support	80A2777	B-K-2	B4.10	VT	2777-27PV, 27F	NO	N/A	
DLA-102-1-H-6	Pipe Support	80A2777	B-K-2	B4.10	VT	2777-28PV, 28F	NO	N/A	
DLA-102-1-H-7	Pipe Support	80A2777	B-K-2	B4.10	VT	2777-426F, 426PV	NO	N/A	
DLA-102-1-H-8	Pipe Support	80A2777	B-K-2	B4.10	VT	2777-427F, 427PV	NO	N/A	
DLA-102-1-H-4	Pipe Support	80A2777	B-K-2	B4.10	VT	2777-424F, 424PV	NO	N/A	
DLA-102-1-H-9	Pipe Support	80A2777	B-K-2	B4.10	VT	2777-755	NO	N/A	
DLA-102-1-H-5	Pipe Support	80A2777	B-K-2	B4.10	VT	2777-425F, 425PV	NO	N/A	

System: Feedwater
 Reference Drawing: No. DLA-102-1
 Susquehanna Final Report

nls

80A2804

Rev: 4 Page: 10 of 23

COMPONENT IDENTIFICATION	COMPONENT DESCRIPTION	PROCEDURE NUMBER	CODE CATEGORY	CODE ITEM NUMBER	CODE EVALUATION METHOD	DATA SHEET	INDICATIONS	EVALUATIONS	REMARKS
SUPPORT EXAMINATIONS									
DLA-102-1-11-12	Pipe Support	80A2777	B-K-2	B4.10	VT	2777-428F, 428PV	NO	N/A	
DLA-102-1-11-13	Pipe Support	80A2777	B-K-2	B4.10	VT	2777-429F, 429PV	NO	N/A	
DLA-102-1-11-14	Pipe Support	80A2777	B-K-2	B4.10	VT	2777-430F, 430PV	NO	N/A	
DLA-102-1-11-15	Pipe Support	80A2777	B-K-2	B4.10	VT	2777-431F, 431PV	NO	N/A	
DLA-102-1-11-3	Pipe Support	80A2777	B-K-2	B4.10	VT	2777-423F, 423PV	NO	N/A	
DLA-102-1-11-10	Pipe Support	80A2777	B-K-2	B4.10	VT	2777-723	NO	N/A	
DLA-102-1-11-11	Pipe Support	80A2777	B-K-2	B4.10	VT	2777-730PV, 730F	NO	N/A	

System: Feedwater
 Reference Drawing: No. DLA-103-1
 Susquehanna Final Report

NES

80A2804

Rev: 3 Page: 11 of 23



COMPONENT IDENTIFICATION	COMPONENT DESCRIPTION	PROCEDURE NUMBER	CODE CATEGORY	CODE ITEM NUMBER	CODE EXAM METHOD	DATA SHEET	INDICATIONS	EVALUATIONS	REMARKS
PIPING WELDS									
DLA-103-1-FW-1	Valve HV-4107B to Flued Head Penetration X-9B	80A2771	B-J	B4.5	UT	2771-1448, 1449, 1450	NO	N/A	Note 5
DLA-103-1-FW-3	Valve 1F010B to Penetration X-9B Process Pipe	80A2771	B-J	B4.5	UT	2771-1095, 1096, 1097	NO	N/A	Note 5
DLA-103-1-FW-4	Valve 1F010B to Pipe	80A2771	B-J	B4.5	UT	2771-884, 885, 886	NO	N/A	Note 5
DLA-103-1-1-A	Pipe to Elbow	80A2771	B-J	B4.5	UT	2771-446, 447, 448	NO	N/A	Note 5
DLA-103-1-1-B	Elbow to Pipe	80A2771	B-J	B4.5	UT	2771-446, 447, 448	NO	N/A	Note 5
DLA-103-1-FW-5	Pipe to Valve HV-B21-F011B	80A2771	B-J	B4.5	UT	2771-446, 447, 448	NO	N/A	Note 5

System: Feedwater
 Reference Drawing: No. DLA-103-1
 Susquehanna Final Report

1125

80A2804

Rev: 6 Page: 12 of 23

COMPONENT IDENTIFICATION	COMPONENT DESCRIPTION	PROCEDURE NUMBER	CODE CATEGORY	CODE ITEM NUMBER	CODE EXAM METHOD	DATA SHEET	INDICATIONS	EVALUATIONS	REMARKS
SUPPORT EXAMINATIONS									
DLA-103-1-H-3	Pipe Support	80A2777	B-K-2	B4.10	VT	2777-343	NO	N/A	
DLA-103-1-H-4	Pipe Support	80A2777	B-K-2	B4.10	VT	2777-368PV, 368F	NO	N/A	
DLA-103-1-H-1	Pipe Support	80A2777	B-K-2	B4.10	VT	2777-29PV, 29F	NO	N/A	
DLA-103-1-FW-2	Flued Head to Penetration X-9A Sleeve Integrally Welded Support	80A2775	B-K-1	B10.10	PT	2775-154	NO	N/A	Note 1
		80A2777	B-K-2	B4.10	VT	2777-650	NO	N/A	
BOLTING EXAMINATIONS									
DLA-103-1-HV-14107B-B	Valve HV-14107B Hinge Pin Stuffing Box Bolting (6 Studs & Nuts)	80A2777	B-G-2	B7.70	VT-1	2777-724	NO	N/A	Note 1 
DLA-103-1-1F010B-B	Valve -1F010B Hinge Pin Stuffing Box Bolting (8 Studs & Nuts)	80A2777	B-G-2	B7.70	VT-1	2777-725	NO	N/A	Note 1 

System: Feedwater
 Reference Drawing: No. DLA-104-1
 Susquehanna Final Report

NES

80A2804

Rev: 3 Page: 13 of 23

COMPONENT IDENTIFICATION	COMPONENT DESCRIPTION	PROCEDURE NUMBER	CODE CATEGORY	CODE ITEM NUMBER	CODE EXAM METHOD	DATA SHEET	INDICATIONS	EVALUATIONS	REMARKS
PIPING WELDS									
DLA-104-1-FW-1	Valve HV-B21-F011B to Pipe	80A2771	B-J	B4.5	UT	2771-860, 861, 862	NO	N/A	Incomplete Exam Note 3
DLA-104-1-I-A	Pipe to Elbow	80A2771	B-J	B4.5	UT	2771-270, 861, 862	NO	N/A	
DLA-104-1-I-B	Elbow to Pipe	80A2771	B-J	B4.5	UT	2771-276, 861, 277	NO	N/A	
DLA-104-1-I-C	Pipe to Tee	80A2771	B-J	B4.5	UT	2771-276, 861, 277	NO	N/A	
DLA-104-1-I-D	Tee to Reducer	80A2771	B-J	B4.5	UT	2771-860, 861, 862	NO	N/A	
DLA-104-1-FW-2	Tee to Pipe	80A2771	B-J	B4.5	UT	2771-138, 139, 140	NO	N/A	
DLA-104-1-FW-3	Reducer to Pipe	80A2771	B-J	B4.5	UT	2771-115A, 109, 110	NO	N/A	
DLA-104-1-2-B	Pipe to Tee	80A2771	B-J	B4.5	UT	2771-115A, 109, 110	NO	N/A	

System: Feedwater
 Reference Drawing: No. DLA-104-1
 Susquehanna Final Report

nes
 80A2804

Rev: 3 Page: 14 of 23

COMPONENT IDENTIFICATION	COMPONENT DESCRIPTION	PROCEDURE NUMBER	CODE CATEGORY	CODE ITEM NUMBER	CODE EXAM METHOD	DATA SHEET	INDICATIONS	EVALUATIONS	REMARKS
PIPING WELDS									
DLA-104-1-2-A	Tee to Reducer	80A2771	B-J	B4.5	UT	2771-893, 894, 895	NO	N/A	
DLA-104-1-FW-6	Reducer to Pipe	80A2771	B-J	B4.5	UT	2771-278, 283, 284	NO	N/A	
DLA-104-1-3-A	Pipe to Elbow	80A2771	B-J	B4.5	UT	2771-278, 283, 284	NO	N/A	
DLA-104-1-1-F	Tee Longitudinal Seam (Bottom of Tee)	80A2771	B-J	B4.5	UT	2771-1499, 1501, 1500	NO	N/A	
SUPPORT EXAMINATIONS									
DLA-104-1-H-1	Pipe Support	80A2777	B-K-2	B4.10	VT	2777-371F, 371PV	NO	N/A	

System: Feedwater
 Reference Drawing: No. DLA-104-1
 Susquehanna Final Report



80A2804

Rev: 3 Page: 15 of 23

COMPONENT IDENTIFICATION	COMPONENT DESCRIPTION	PROCEDURE NUMBER	CODE CATEGORY	CODE ITEM NUMBER	CODE EXAM METHOD	DATA SHEET	INDICATIONS	EVALUATIONS	REMARKS
SUPPORT EXAMINATIONS									
DLA-104-1-H-5	Pipe Support	80A2777	B-K-2	B4.10	VT	2777-395PV, 395F	NO	N/A	
DLA-104-1-H-6	Pipe Support	80A2777	B-K-2	B4.10	VT	2777-397PV, 397F	NO	N/A	
DLA-104-1-H-7	Pipe Support	80A2777	B-K-2	B4.10	VT	2777-396PV, 396F	NO	N/A	
DLA-104-1-H-8	Pipe Support	80A2777	B-K-2	B4.10	VT	2777-754	NO	N/A	
DLA-104-1-H-3	Pipe Support	80A2777	B-K-2	B4.10	VT	2777-370F, 370PV	NO	N/A	
DLA-104-1-H-9	Pipe Support	80A2777	B-K-2	B4.10	VT	2777-369PV, 369F	NO	N/A	
DLA-104-1-H-4	Pipe Support	80A2777	B-K-2	B4.10	VT	2777-394F, 394PV	NO	N/A	

System: Feedwater
 Reference Drawing: No. DLA-104-2
 Susquehanna Final Report

1125

80A2804

Rev: 3 Page: 16 of 23

COMPONENT IDENTIFICATION	COMPONENT DESCRIPTION	PROCEDURE NUMBER	CODE CATEGORY	CODE ITEM NUMBER	CODE EXAM METHOD	DATA SHEET	INDICATIONS	EVALUATIONS	REMARKS
PIPING WELDS									
DLA-104-2-1-A	Pipe to Elbow	80A2771	B-J	B4.5	UT	2771-91, 92, 95	NO	N/A	
DLA-104-2-1-B	Elbow to Pipe	80A2771	B-J	B4.5	UT	2771-91, 92, 95	NO	N/A	
DLA-104-2-1-C	Pipe to Elbow	80A2771	B-J	B4.5	UT	2771-279, 285, 286	NO	N/A	
DLA-104-2-1-D	Elbow to Elbow	80A2771	B-J	B4.5	UT	2771-279, 285, 286	NO	N/A	
DLA-104-2-1-E	Elbow to Pipe	80A2771	B-J	B4.5	UT	2771-279, 285, 286	NO	N/A	
DLA-104-2-FW-2	Pipe to Elbow	80A2771	B-J	B4.5	UT	2771-125, 126, 127	NO	N/A	
DLA-104-2-FW-3	Elbow to Pipe	80A2771	B-J	B4.5	UT	2771-125, 126, 127	NO	N/A	
DLA-104-2-2-B	Pipe to Elbow	80A2771	B-J	B4.5	UT	2771-86, 92, 95	NO	N/A	

System: Feedwater
 Reference Drawing: No. DLA-104-2
 Susquehanna Final Report

1125

80A2804

Rev: 3 Page: 17 of 23

COMPONENT IDENTIFICATION	COMPONENT DESCRIPTION	PROCEDURE NUMBER	CODE CATEGORY	CODE ITEM NUMBER	CODE EXAM METHOD	DATA SHEET	INDICATIONS	EVALUATIONS	REMARKS
PIPING WELDS									
DLA-104-2-2-C	Elbow to Pipe	80A2771	B-J	B4.5	UT	2771-86, 92, 95	NO	N/A	
DLA-104-2-FW-1	Pipe to RPV Nozzle N4A Safe-end	80A2771	B-J	B4.5	UT	2771-91, 92, 95	NO	N/A	
SUPPORT EXAMINATIONS									
DLA-104-2-H-2	Pipe Support	80A2777	B-K-2	B4.10	VT	2777-590F, 590PV	NO	N/A	
DLA-104-2-H-10	Pipe Support	80A2777	B-K-2	B4.10	VT	2777-690	NO	N/A	
DLA-104-2-H-11	Pipe Support	80A2777	B-K-2	B4.10	VT	2777-392PV, 392F	NO	N/A	

System: Feedwater
 Reference Drawing: No. DLA-104-3
 Susquehanna Final Report



80A2804

Rev: 3 Page: 18 of 23

COMPONENT IDENTIFICATION	COMPONENT DESCRIPTION	PROCEDURE NUMBER	CODE CATEGORY	CODE ITEM NUMBER	CODE EXAM METHOD	DATA SHEET	INDICATIONS	EVALUATIONS	REMARKS
PIPING WELDS									
DLA-104-3-FW-2	Tee to Pipe	80A2771	B-J	B4.5	UT	2771-280, 288, 289	NO	N/A	
DLA-104-3-2-D	Pipe to Pipe	80A2771	B-J	B4.5	UT	2771-1110, 1111, 1112	NO	N/A	
DLA-104-3-2-A	Pipe to Elbow	80A2771	B-J	B4.5	UT	2771-280, 288, 289	NO	N/A	
DLA-104-3-2-B	Elbow to Pipe	80A2771	B-J	B4.5	UT	2771-280, 288, 289	NO	N/A	
DLA-104-3-2-C	Pipe to Pipe	80A2771	B-J	B4.5	UT	2771-282, 288, 289	NO	N/A	
DLA-104-3-FW-3	Pipe to Elbow	80A2771	B-J	B4.5	UT	2771-282, 288, 289	NO	N/A	
DLA-104-3-FW-4	Elbow to Pipe	80A2771	B-J	B4.5	UT	2771-287, 288, 289	NO	N/A	
DLA-104-3-1-E	Pipe to Elbow	80A2771	B-J	B4.5	UT	2771-287, 288, 289	NO	N/A	

System: Feedwater
 Reference Drawing: No. DLA-104-3
 Susquehanna Final Report

NES

80A2804

Rev: 3 Page: 19 of 23

COMPONENT IDENTIFICATION	COMPONENT DESCRIPTION	PROCEDURE NUMBER	CODE CATEGORY	CODE ITEM NUMBER	CODE EXAM METHOD	DATA SHEET	INDICATIONS	EVALUATIONS	REMARKS
PIPING WELDS									
DLA-104-3-1-F	Elbow to Pipe	80A2771	B-J	B4.5	UT	2771-287, 288, 289	NO	N/A	
DLA-104-3-FW-1	Pipe to RPV Nozzle N4B Safe-end	80A2771	B-J	B4.5	UT	2771-287, 288, 289	NO	N/A	
SUPPORT EXAMINATIONS									
DLA-104-3-II-15	Pipe Support	80A2777	B-K-2	B4.10	VT	2777-404F, 404PV	NO	N/A	
DLA-104-3-II-14	Pipe Support	80A2777	B-K-2	B4.10	VT	2777-403PV, 403F	NO	N/A	

System: Feedwater
 Reference Drawing: No. DLA-104-4
 Susquehanna Final Report

nes

80A2804

Rev: 3 Page: 20 of 23

COMPONENT IDENTIFICATION	COMPONENT DESCRIPTION	PROCEDURE NUMBER	CODE CATEGORY	CODE ITEM NUMBER	CODE EXAM METHOD	DATA SHEET	INDICATIONS	EVALUATIONS	REMARKS
PIPING WELDS									
DLA-104-4-FW-5	Elbow to Pipe	80A2771	B-J	B4.5	UT	2771-85, 94, 84	NO	N/A	
DLA-104-4-2-B	Pipe to Elbow	80A2771	B-J	B4.5	UT	2771-85, 94, 84	NO	N/A	
DLA-104-4-2-A	Elbow to Pipe	80A2771	B-J	B4.5	UT	2771-85, 94, 84	NO	N/A	
DLA-104-4-FW-2	Pipe to Elbow	80A2771	B-J	B4.5	UT	2771-85, 94, 84	NO	N/A	
DLA-104-4-FW-4	Elbow to Pipe	80A2771	B-J	B4.5	UT	2771-85, 94, 84	NO	N/A	
DLA-104-4-1-B	Pipe to Elbow	80A2771	B-J	B4.5	UT	2771-85, 94, 84	NO	N/A	
DLA-104-4-1-C	Elbow to Pipe	80A2771	B-J	B4.5	UT	2771-85, 94, 84	NO	N/A	
DLA-104-4-FW-1	Pipe to RPV Nozzle N4C Safe-end	80A2771	B-J	B4.5	UT	2771-85, 94, 84	NO	N/A	

System: Feedwater
 Reference Drawing: No. DLA-104-4
 Susquehanna Final Report

1125

80A2804

Rev: 3 Page: 21 of 23

COMPONENT IDENTIFICATION	COMPONENT DESCRIPTION	PROCEDURE NUMBER	CODE CATEGORY	CODE ITEM NUMBER	CODE EXAM METHOD	DATA SHEET	INDICATIONS	EVALUATIONS	REMARKS
SUPPORT EXAMINATIONS									
DLA-104-4-11-12	Pipe Support	80A2777	B-K-2	B4.10	VT	2777-615F, 615PV	NO	N/A	
DLA-104-4-11-13	Pipe Support	80A2777	B-K-2	B4.10	VT	2777-398PV, 398F	NO	N/A	

System: Feedwater
 Reference Drawing: No. DBB-118-1
 Susquehanna Final Report

1125

80A2804


Rev: 3 Page: 22 of 23

COMPONENT IDENTIFICATION	COMPONENT DESCRIPTION	PROCEDURE NUMBER	CODE CATEGORY	CODE ITEM NUMBER	CODE EXAM METHOD	DATA SHEET	INDICATIONS	EVALUATIONS	REMARKS
PIPING WELDS									
DBB-118-1-FW-2	Pipe to Valve HV-B21-F032A	80A2771	C-F	C2.1	UT	2771-489, 658, 659	NO	N/A	Note 5
DBB-118-1-1-A	Pipe to Sweepolet	80A2771	C-F	C2.3	UT	2771-489, 658, 659	NO	N/A	Incomplete Exam Note 3,4,5
		(80A2775)	N/A	N/A	N/A	2775-189	NO	N/A	
DBB-118-1-FW-3	Pipe to Valve HV-14107A	80A2771	C-F	C2.1	UT	2771-236, 658, 659	NO	N/A	Note 5
SUPPORT EXAMINATIONS									
DBB-118-1-H-2	Pipe Support, 6 Lugs	80A2775	C-E-1	C3.40	PT	2775-83, 83R1	NO	N/A	Note 1
	Pipe Support	80A2777	C-E-2	C2.6	VT	2777-649	NO	N/A	

Systems: Feedwater
 Reference Drawing: No. DBB-119-1
 Susquehanna Final Report



Rev: 6 Page: 23 of 23

COMPONENT IDENTIFICATION	COMPONENT DESCRIPTION	PROCEDURE NUMBER	CODE CATEGORY	CODE ITEM NUMBER	CODE EXAM METHOD	DATA SHEET	INDICATIONS	EVALUATIONS	REMARKS
PIPING WELDS									
DBB-119-1-FW-2	Valve HV-B21-F032B to Pipe	80A2771	C-F	C2.1	UT	2771-488, 660, 661	NO	N/A	Note 5
DBB-119-1-2A-B	Pipe to Tee	80A2771	C-F	C2.1	UT	2771-488, 660, 661	NO	N/A	Note 5
DBB-119-1-FW-1	Tee to Pipe	80A2771	C-F	C2.1	UT	2771-488, 660, 661	NO	N/A	Note 5
DBB-119-1-FW-3	Pipe to Valve HV-4107B	80A2771	C-F	C2.1	UT	2771-887, 888, 889	NO	N/A	Note 5 
DBB-119-1-2A-D	Tee to Pipe	80A2771	C-F	C2.1	UT	2771-502, 503, 504	NO	N/A	Note 5
DBB-119-1-2A-E	Pipe to Elbow	80A2771	C-F	C2.1	UT	2771-502, 503, 504	NO	N/A	Note 5
SUPPORT EXAMINATIONS									
DBB-119-1-11-2	Pipe Support, 6 Lugs	80A2775	C-E-1	C3.40	PT	2775-101, 101R, 158, 158R1	NO	N/A	Note 1
	Pipe Support	80A2777	C-E-2	C2.6	VT	2777-946	NO	N/A	

System: Core Spray
 Reference Drawing: No. IP-206
 Susquehanna Final Report

NES

80A2804

Rev: S Page: 1 of 32

COMPONENT IDENTIFICATION	COMPONENT DESCRIPTION	PROCEDURE NUMBER	CODE CATEGORY	CODE ITEM NUMBER	CODE EXAM METHOD	DATA SHEET	INACCESSIBLE	EVALUATION	REMARKS
PUMP WELDS LOOP A									
IP-206A-361-3-13	Pump IP-206A Suction Flange to Inlet Nozzle Neck	80A2774 (80A2776)	C-G	C3.1	UT	2774-105,106,107,108,109 2776-6	NO	N/A	Incomplete Exam Notes 3,4
IP-206A-361-5-13	Inlet Nozzle Neck to Vertical Support Shell	80A2774	C-G	C3-1	UT	2774-41, 42, 43, 110, 111 112, 113, 114	NO	N/A	
IP-206A-361-5-8	Top Closure Plate to Vertical Support Shell	80A2774	C-G	C3.1	UT	2774-41, 42, 43	NO	N/A	
IP-206A-361-5-L	Vertical Support Shell Longitudinal Seam	80A2774	C-G	C3-1	UT	2774-41, 42, 43	NO	N/A	
IP-206A-361-1-5	Vertical Support Shell to Head Hub Flange	80A2774	C-G	C3.1	UT	2774-41, 42, 43	NO	N/A	
IP-206A-359-2-L2	Shell Upper Longitudinal Seam	80A2774	C-G	C3.1	UT	INACCESSIBLE	N/A	N/A	Incomplete Exam Note 3
IP-206A-361-5-6	Discharge Elbow to Vertical Support Shell	80A2774	C-G	C3.1	UT	2774-41, 42, 43, 44, 45, 46, 81, 77	NO	N/A	
IP-206A-361-4-6	Discharge Elbow to Outlet Nozzle	80A2774	C-G	C3-1	UT	2774-44, 45, 46, 81, 77, 83	NO	N/A	

System: Core Spray
 Reference Drawings: No. IP-206
 Susquehanna Final Report

NEI

80A2804

Rev: 5 Page: 2 of 32

COMPONENT IDENTIFICATION	COMPONENT DESCRIPTION	PROCEDURE NUMBER	CODE CATEGORY	CODE ITEM NUMBER	CODE EXAM METHOD	DATA SHEET	INDICATIONS	EVALUATIONS	REMARKS
PUMP WELDS LOOP B									
IP-206B 361-3-13	Pump IP-206B Suction Flange to Inlet Nozzle Neck	80A2774	C-G	C3.1	UT	2774-85,86,91,115,117	NO	N/A	Incomplete Exam Notes 3,4
		(80A2776)	N/A	N/A	N/A	2776-15	NO	N/A	
IP-206B- 361-5-13	Inlet Nozzle Neck to Vertical Support Shell	80A2774	C-G	C3.1	UT	2774-47, 48, 49, 85, 86, 91, 115, 117	NO	N/A	
IP-206B 361-5-8	Top Closure Plate to Vertical Support Shell	80A2774	C-G	C3.1	UT	2774-47, 48, 49	NO	N/A	
IP-206B- 361-5-L	Vertical Support Shell Longitudinal Seam	80A2774	C-G	C3.1	UT	2774-47, 48, 49	NO	N/A	
IP-206B- 361-1-5	Vertical Support Shell to Head Hub Flange	80A2774	C-G	C.1	UT	2774-47, 48, 49	NO	N/A	
IP-206B- 359-2-L2	Shell Upper Longitudinal Seam	80A2774	C-G	C3.1	UT	INACCESSIBLE	N/A	N/A	Incomplete Exam Note 3
IP-206B- 361-5-6	Discharge Elbow to Vertical Support Shell	80A2774	C-G	C3.1	UT	2774-47, 48, 49, 50, 51, 52, 78, 82	NO	N/A	
IP-206B- 361-4-6	Discharge Elbow to Outlet Nozzle Flange	80A2774	C-G	C3.1	UT	2774-50, 51, 52, 78, 82	NO	N/A	

System: Core Spray
 Reference Drawings: No. IP-206
 Susquehanna Final Report

nes

80A2804

Rev: 8 Page: 3 of 32



COMPONENT IDENTIFICATION	COMPONENT DESCRIPTION	PROCEDURE NUMBER	CODE CATEGORY	CODE ITEM NUMBER	CODE EXAM METHOD	DATE SHEET	INSPECTION	EVALUATION	REMARKS
PUMP WELDS LOOP C									
IP-206C-361-3-13	Pump IP-206C Suction Flange to Inlet Nozzle Neck	80A2774	C-G	C3.1	UT	2774-95, 96, 97, 98, 99	NO	N/A	Incomplete Exam Notes 3,5
		(80A2776)	N/A	N/A	N/A	2776-5	NO	N/A	
IP-206C-361-5-13	Inlet Nozzle Neck to Vertical Support Shell	80A2774	C-G	C3.1	UT	2774-53, 54, 55, 100, 101, 102, 103, 104	NO	N/A	
IP-206C-361-5-8	Top Closure Plate to Vertical Support Shell	80A2774	C-G	C3.1	UT	2774-53, 54, 55	NO	N/A	
IP-206C-361-5-L	Vertical Support Shell Longitudinal Seam	80A2774	C-G	C3.1	UT	2774-53, 54, 55	NO	N/A	
IP-206C-361-1-5	Vertical Support Shell to Head Hub Flange	80A2774	C-G	C3.1	UT	2774-53, 54, 55	NO	N/A	
IP-206C-359-2-L2	Shell Upper Longitudinal Seam	80A2774	C-G	C3.1	UT	INACCESSIBLE	N/A	N/A	Incomplete Exam Note 3
IP-206C-361-5-6	Discharge Elbow to Vertical Support Shell	80A2774	C-G	C3.1	UT	2774-56, 57, 58, 53, 54, 55, 79, 83	NO	N/A	1/2
IP-206C-361-4-6	Discharge Elbow to Outlet Nozzle Flange	80A2774	C-G	C3.1	UT	2774-56; 57, 58, 79	NO	N/A	

System: Core Spray
 Reference Drawing: No. IP-206
 Susquehanna Final Report

NES

80A2804

Rev: 6 Page: 4 of 32

COMPONENT IDENTIFICATION	COMPONENT DESCRIPTION	PROCEDURE NUMBER	CODE CATEGORY	CODE ITEM NUMBER	CODE EXAM METHOD	DATA SHEET	INDICATIONS	EVALUATIONS	REMARKS
PUMP WELDS LOOP D									
IP-206D 361-3-13	Pump IP-206D Suction Flange to Inlet Nozzle Neck	80A2774 (80A2776)	C-G N/A	C3.1 N/A	UT N/A	2774-38, 89, 116, 118 2776-16	NO NO	N/A N/A	Incomplete Exam Notes 3,4
IP-206D- 361-5-13	Inlet Nozzle Neck to Vertical Support Shell	80A2774	C-G	C3.1	UT	2774-59, 60, 61, 88, 89, 116, 118	NO	N/A	
IP-206D- 361-5-8	Top Closure Plate to Vertical Support Shell	80A2774	C-G	C3.1	UT	2774-59, 60, 61	NO	N/A	
IP-206D- 361-5-L	Vertical Support Shell Longitudinal Seam	80A2774	C-G	C3.1	UT	2774-59, 60, 61	NO	N/A	
IP-206D- 361-1-5	Vertical Support Shell to Head Hub Flange	80A2774	C-G	C3.1	UT	2774-59, 60, 61	NO	N/A	
IP-206D- 359-1-2	Shell Hub Flange to Shell	80A2774	C-G	C3.1	UT	INACCESSIBLE	N/A	N/A	Incomplete Exam Note 3
IP-206D- 361-5-6	Discharge Elbow to Vertical Support Shell	80A2774	C-G	C3.1	UT	2774-59, 60, 61, 62, 63, 64, 80, 84	NO	N/A	
IP-206D- 361-4-6	Discharge Elbow to Outlet Nozzle Flange	80A2774	C-G	C3.1	UT	2774-62, 63, 64, 80, 84	NO	N/A	

System: Core Spray
 Reference Drawing: No. IP-206
 Susquehanna Final Report

NES

80A2804

Rev: 3 Page: 5 of 32

COMPONENT IDENTIFICATION	COMPONENT DESCRIPTION	PROCEDURE NUMBER	CODE CATEGORY	CODE ITEM NUMBER	CODE EXAM METHOD	DATA SHEET	INDICATIONS	EVALUATIONS	REMARKS
PUMP SUPPORT LOOP A									
IP-206A-361-A	Pump IP-206A Sleeve Support (12-1K" Diameter Bolts)	80A2777	C-E-2	C3.4	VT	2777-1029	NO	N/A	
PUMP SUPPORT LOOP B									
IP-206B-361-A	Pump IP-206B Sleeve Support (12-1K" Diameter Bolts)	80A2777	C-E-2	C3.4	VT	2777-1026	NO	N/A	
PUMP SUPPORT LOOP C									
IP-206C-361-A	Pump IP-206C Sleeve Support (12-1K" Diameter Bolts)	80A2777	C-E-2	C3.4	VT	2777-1027	NO	N/A	
PUMP SUPPORT LOOP D									
IP-206D-361-A	Pump IP-206D Sleeve Support (12-1K" Diameter Bolts)	80A2777	C-E-2	C3.4	VT	2777-1028	NO	N/A	

System: Core Spray
 Reference Drawing: No. DCA-107-1
 Susquehanna Final Report

nes

80A2804

Rev: 3 Page: 6 of 32

COMPONENT IDENTIFICATION	COMPONENT DESCRIPTION	PROCEDURE NUMBER	CODE CATEGORY	CODE ITEM NUMBER	CODE EXAM METHOD	DATA SHEET	INDICATIONS	EVALUATIONS	REMARKS
PIPING WELDS									
DCA-107-1-FW-1	Pipe to Pipe	80A2771	B-J	B4.5	UT	2771-392, 396, 397	NO	N/A	
DCA-107-1-FW-2	Pipe to Elbow	80A2771	B-J	B4.5	UT	2771-392, 396, 397	NO	N/A	
DCA-107-1-1-D	Elbow to Pipe	80A2771	B-J	B4.5	UT	2771-392, 396, 397	NO	N/A	
DCA-107-1-1-B	Pipe to Elbow	80A2771	B-J	B4.5	UT	2771-466, 467, 468	NO	N/A	
DCA-107-1-1-A	Elbow to Pipe	80A2771	B-J	B4.5	UT	2771-542, 543, 544	NO	N/A	

System: Core Spray
 Reference Drawing: No. DCA-107-1
 Susquehanna Final Report

1125

80A2804

Rev: 4 Page: 7 of 32

COMPONENT IDENTIFICATION	COMPONENT DESCRIPTION	PROCEDURE NUMBER	CODE CATEGORY	CODE ITEM NUMBER	CODE EXAM METHOD	DATA SHEET	INDICATIONS	EVALUATIONS	REMARKS
PIPING WELDS									
DCA-107-1-FW-6	Pipe to Valve HV-E21-1F006A	80A2771	B-J	B4.5	UT	2771, 1101, 1102, 1103	NO	N/A	
DCA-107-1-FW-4	Valve 12" E21-1F007A to Elbow	80A2771	B-J	B4.5	UT	2771-1436, 1437, 1438	NO	N/A	
DCA-107-1-2-A	Elbow to Pipe	80A2771	B-J	B4.5	UT	2771-392, 396, 397	NO	N/A	
DCA-107-1-2-B	Pipe to Reducer	80A2771	B-J	B4.5	UT	2771-392, 396, 397	NO	N/A	
DCA-107-1-FW-5	Reducer to Safe-end Extension	80A2771	B-J	B4.5	UT	2771-1520, 1521, 1522	NO	N/A	

System: Core Spray
 Reference Drawing: No. DCA-107-1
 Susquehanna Final Report

NES

80A2804

Rev: 3 Page: 8 of 32

COMPONENT IDENTIFICATION	COMPONENT DESCRIPTION	PROCEDURE NUMBER	CODE CATEGORY	CODE ITEM NUMBER	CODE EXAM METHOD	DATA SHEET	INDICATIONS	EVALUATIONS	REMARKS
PIPING WELDS									
DCA-107-1-FW-3	Valve HV-E21-1F006A to Valve E21-1F007A	80A2771	B-3	B4.5	UT	INACCESSIBLE	N/A	N/A	Incomplete Exam Note 3
SUPPORT EXAMINATIONS									
DCA-107-1-H-7	Pipe Support	80A2777	B-K-2	B4.10	VT	2777-816	NO	N/A	
DCA-107-1-H-1	Pipe Support	80A2777	B-K-2	B4.10	VT	2777-115F, 115PV	NO	N/A	
DCA-107-1-H-15	Pipe Support	80A2777	B-K-2	B4.10	VT	2777-570F, 570PV	NO	N/A	
DCA-107-1-H-17	Pipe Support	80A2777	B-K-2	B4.10	VT	2777-824	NO	N/A	
BOLTING EXAMINATION									
DCA-107-1-HV-1F006A-B	Valve HV-E21-1F006A Hinge Pin Stuffing Box Bolting	80A2777	B-G-2	B7.70	VT-1	2777-571	NO	N/A	Note 1

System: Core Spray
 Reference Drawing: No. DCA-107-1
 Susquehanna Final Report

1125

80A2804

Rev: 3 Page: 9 of 32

COMPONENT IDENTIFICATION	COMPONENT DESCRIPTION	PROCEDURE NUMBER	CODE CATEGORY	CODE ITEM NUMBER	CODE EXAM METHOD	DATA SHEET	INDICATIONS	EVALUATIONS	REMARKS
VALVE EXAMINATIONS									
DCA-107-1-HV-1F006A	12" Valve HV-E21-1F006A Internal Pressure Boundary Surfaces	80A2777	B-M-2	B6.7	VT	INACCESSIBLE	N/A	N/A	Note 3
DCA-107-1-HV-1F007A	12" Valve HV-1F007A Internal Pressure Boundary Surfaces	80A2777	B-M-2	B6.7	VT	INACCESSIBLE	N/A	N/A	Note 3

System: Core Spray
 Reference Drawing: No. DCA-107-2
 Susquehanna Final Report

nes

80A2804

Rev: 3 Page: 10 of 32

COMPONENT IDENTIFICATION	COMPONENT DESCRIPTION	PROCEDURE NUMBER	CODE CATEGORY	CODE ITEM NUMBER	CODE EXAM METHOD	DATA SHEET	INDICATIONS	EVALUATIONS	REMARKS
PIPING WELDS									
DCA-107-2-FW-1	Pipe to Pipe	80A2771	B-J	B4.5	UT	2771-391, 395, 394	NO	N/A	
DCA-107-2-FW-2	Pipe to Elbow	80A2771	B-J	B4.5	UT	2771-391, 395, 394	NO	N/A	
DCA-107-2-1-D	Elbow to Pipe	80A2771	B-J	B4.5	UT	2771-391, 395, 394	NO	N/A	
DCA-107-2-1-B	Pipe to Elbow	80A2771	B-J	B4.5	UT	2771-793, 794, 795	NO	N/A	
DCA-107-2-1-A	Elbow to Pipe	80A2771	B-J	B4.5	UT	2771-793, 794, 796	NO	N/A	

System: Core Spray
 Reference Drawing: No. DCA-107-2
 Susquehanna Final Report

NES

80A2804

Rev: 4 Page: 11 of 32

COMPONENT IDENTIFICATION	COMPONENT DESCRIPTION	PROCEDURE NUMBER	CODE CATEGORY	CODE ITEM NUMBER	CODE EXAM METHOD	DATA SHEET	INDICATIONS	EVALUATIONS	REMARKS
PIPING WELDS									
DCA-107-2-FW-6	Pipe to Valve HV-E21-2F006B	80A2771	B-J	B4.5	UT	2771-793, 794, 795	NO	N/A	
DCA-107-2-FW-7	Valve HV-E21-2F006B to Valve 2F007B	80A2771	B-J	B4.5	UT	INACCESSIBLE	N/A	N/A	Incomplete Exam Note 3
DCA-107-2-FW-4	Valve 2F007B to Elbow	80A2771	B-J	B4.5	UT	NO 2771-793, 794, 795, 1451 1452, 1453	NO	N/A	
DCA-107-2-2-A	Elbow to Pipe	80A2771	B-J	B4.5	UT	2771-391, 395, 394	NO	N/A	
DCA-107-2-2-B	Pipe to Reducer	80A2771	B-J	B4.5	UT	2771-391, 395, 394	NO	N/A	

System: Core Spray
 Reference Drawing: No. DCA-107-2
 Susquehanna Final Report

nes

80A2804

Rev: 4 Page: 12 of 32

COMPONENT IDENTIFICATION	COMPONENT DESCRIPTION	PROCEDURE NUMBER	CODE CATEGORY	CODE ITEM NUMBER	CODE EXAM METHOD	DATA SHEET	INDICATIONS	EVALUATIONS	REMARKS
PIPING WELDS									
DCA-107-2- PW-5	Reducer to Safe-end Extension	80A2771	B-J	B4.5	UT	2771-1342, 1343, 1344 1523, 1524, 1525	NO	N/A	
SUPPORT EXAMINATIONS									
DCA-107-2- H-12	Pipe Support	80A2777	B-K-2	B4.10	VT	2777-402F, 402PV	NO	N/A	
DCA-107-2- H-2	Pipe Support	80A2777	B-K-2	B4.10	VT	2777-317	NO	N/A	
DCA-107-2- H-16	Pipe Support	80A2777	B-K-2	B4.10	VT	2777-372F, 372PV	NO	N/A	
DCA-107-2- H-18	Pipe Support	80A2777	B-K-2	B4.10	VT	2777-665PV, 665F	NO	N/A	

System: Core Spray
 Reference Drawing: No. DCA-107-2
 Susquehanna Final Report

1125

80A2804

Rev: 3 Page: 13 of 32

COMPONENT IDENTIFICATION	COMPONENT DESCRIPTION	PROCEDURE NUMBER	CODE CATEGORY	CODE ITEM NUMBER	CODE EXAM METHOD	DATA SHEET	INDICATIONS	EVALUATIONS	REMARKS
BOLTING EXAMINATIONS									
DCA-107-2- HV-2F006B-B	Valve HV-E21-2F006B Hinge Pin Stuffing Box Bolting	80A2777	B-G-2	B7.70	VT-1	2777-573	NO	N/A	Note 1

System: Core Spray
 Reference Drawing: No. DCA-109-1
 Susquehanna Final Report

nes

80A2804

Rev: 5 Page: 14 of 32

COMPONENT IDENTIFICATION	COMPONENT DESCRIPTION	PROCEDURE NUMBER	CODE CATEGORY	CODE ITEM NUMBER	CODE EXAM METHOD	DATA SHEET	INDICATIONS	EVALUATIONS	REMARKS
PIPING WELDS									
DCA-109-1-FW-1	Pipe to Valve HV-E21-1F005A	80A2771	C-G	C2.1	UT	2771-493, 494, 495, 866, 867, 868	NO	N/A	
DCA-109-1-FW-4	Penetration X-16A Process Pipe to Pipe	80A2771	B-J	B4.5	UT	2771-866, 867, 868	NO	N/A	
DCA-109-1-I-C	Pipe to Elbow	80A2771	B-J	B4.5	UT	2771-493, 494, 495	NO	N/A	
DCA-109-1-I-D	Elbow to Pipe	80A2771	B-J	B4.5	UT	2771-493, 494, 495	NO	N/A	
DCA-109-1-FW-2	Valve HV-E21-1F005A to Flued Head Penetration X-16A	80A2771	B-J	B4.5	UT	2771-1336, 1337, 1338	NO	N/A	Incomplete Exam Note 3 5
SUPPORT EXAMINATIONS									
DCA-109-1-H-6	Pipe Support	80A2777	B-K-2	B4.10	VT	2777-568F, 568PV	NO	N/A	
DCA-109-1-H-7	Pipe Support	80A2777	B-K-2	B4.10	VT	2777-569F, 569PV	NO	N/A	

System: Core Spray
 Reference Drawing: No. DCA-109-1
 Susquehanna Final Report

1125

80A2804

Rev: 3 Page: 15 of 32


COMPONENT IDENTIFICATION	COMPONENT DESCRIPTION	PROCEDURE NUMBER	CODE CATEGORY	CODE ITEM NUMBER	CODE EXAM METHOD	DATA SHEET	INDICATIONS	EVALUATIONS	REMARKS
SUPPORT EXAMINATIONS									
DCA-109-1-H-2	Pipe Support	80A2777	B-K-2	B4.10	VT	2777-726	NO	N/A	
DCA-109-1-H-1	Pipe Support	80A2777	B-K-2	B4.10	VT	2777-95F, 95PV	NO	N/A	
DCA-109-1-FW-3	Flued Head to Penetration X-16A Sleeve Integrally Welded Support	80A2775	B-K-1	B10.10	PT	2775-145	NO	N/A	Note 1
		80A2777	B-K-2	B4.10	VT	2777-647	NO	N/A	

System: Core Spray
 Reference Drawing: No. DCA-109-2
 Susquehanna Final Report

1125

80A2804

Rev: 5 Page: 16 of 32

COMPONENT IDENTIFICATION	COMPONENT DESCRIPTION	PROCEDURE NUMBER	CODE CATEGORY	CODE ITEM NUMBER	CODE EXAM METHOD	DATA SHEET	INDICATIONS	EVALUATIONS	REMARKS
PIPING WELDS									
DCA-109-2-FW-1	Pipe to Valve HV-E21-1F005B	80A2771	C-G	C2.1	UT	2771-490, 491, 492	NO	N/A	
DCA-109-2-FW-4	Penetration to Pipe	80A2771	B-J	B4.5	UT	2771-490, 491, 492	NO	N/A	
DCA-109-2-I-C	Pipe to Elbow	80A2771	B-J	B4.5	UT	2771-490, 491, 492	NO	N/A	
DCA-109-2-I-D	Elbow to Pipe	80A2771	B-J	B4.5	UT	2771-490, 491, 492	NO	N/A	
DCA-109-2-FW-2	Valve HV-E21-1F005B to Flued Head Penetration X-16B	80A2771	B-J	B4.5	UT	2771-1339,1340,1341	NO	N/A	Incomplete Exam Note 3 
SUPPORT EXAMINATIONS									
DCA-109-2-H-9	Pipe Support	80A2777	B-K-2	B4.10	VT	2777-117F, 117PV	NO	N/A	
DCA-109-2-H-10	Pipe Support	80A2777	B-K-2	B4.10	VT	2777-374F, 374PV	NO	N/A	

System: Core Spray
 Reference Drawing: No. DCA-109-2
 Susquehanna Final Report

1125

80A2804

Rev: 3 Page: 17 of 32

COMPONENT IDENTIFICATION	COMPONENT DESCRIPTION	PROCEDURE NUMBER	CODE CATEGORY	CODE ITEM NUMBER	CODE EXAM METHOD	DATA SHEET	INDICATIONS	EVALUATIONS	REMARKS
SUPPORT EXAMINATIONS									
DCA-109-2-H-4	Pipe Support	80A2777	B-K-2	B4.10	VT	2777-116F, 116PV	NO	N/A	
DCA-109-2-H-3	Pipe Support	80A2777	B-K-2	B4.10	VT	2777-373F, 373PV	NO	N/A	
DCA-109-2-FW-3	Flued Head to Penetration X-16B Sleeve Integrally Welded Support	80A2775	B-K-1	B10.10	PT	2775-147	NO	N/A	Note 1
		80A2777	B-K-2	B4.10	VT	2777-648	NO	N/A	

System: Core Spray
 Reference Drawing: No. GBB-101-1
 Susquehanna Final Report

1125

80A2804

Rev: 3 Page: 18 of 32

COMPONENT IDENTIFICATION	COMPONENT DESCRIPTION	PROCEDURE NUMBER	CODE CATEGORY	CODE ITEM NUMBER	CODE EXAM METHOD	DATA SHEET	INDICATIONS	EVALUATIONS	REMARKS
PIPING WELDS									
GBB-101-1-7-B	Elbow to Pipe	80A2771	C-G	C2.1	UT	2771-433, 434, 435	NO	N/A	
GBB-101-1-FW-2	Valve E21-1F003C to Pipe	80A2771	C-G	C2.1	UT	2771-433, 434, 435	NO	N/A	
GBB-101-1-6-B	Elbow to Pipe	80A2771	C-G	C2.1	UT	2771-433, 434, 435	NO	N/A	
GBB-101-1-5-B	Reducer to Tee	80A2771	C-G	C2.1	UT	2771-851, 852, 853	NO	N/A	
GBB-101-1-4-A	Pipe to Elbow	80A2771	C-G	C2.1	UT	2771-854, 855, 856	NO	N/A	
GBB-101-1-FW-5	Elbow to Pipe	80A2771	C-G	C2.1	UT	2771-433, 434, 435	NO	N/A	
GBB-101-1-2-C	Pipe to Elbow	80A2771	C-G	C2.1	UT	2771-854, 855, 856	NO	N/A	
GBB-101-1-FW-3	Tee to Pipe	80A2771	C-G	C2.1	UT	2771-854, 855, 856	NO	N/A	

COMPONENT IDENTIFICATION	COMPONENT DESCRIPTION	PROCEDURE NUMBER	CODE CATEGORY	CODE ITEM NUMBER	CODE EXAM METHOD	DATA SHEET	INDICATIONS	EVALUATIONS	REMARKS
PIPING WELDS									
GBB-101-1-2-A	Pipe to Elbow	80A2771	C-G	C2.1	UT	2771-854, 855, 856	NO	N/A	
GBB-101-1-FW-7	Valve E21-1F003A to Pipe	80A2771	C-G	C2.1	UT	2771-433, 434, 435	NO	N/A	
GBB-101-1-1-A	Elbow to Flange	80A2771	C-G	C2.1	UT	2771-433, 434, 435	NO	N/A	
GBB-101-1-5-D	Pipe to Elbow	80A2771	C-G	C2.1	UT	2771-439, 440, 441	NO	N/A	
SUPPORT EXAMINATIONS									
GBB-101-1-H-22	Pipe Support	80A2777	C-E-2	C2.6	VT	2777-621F, 621PV	NO	N/A	
	Pipe Support, 4 lugs	80A2775	C-E-1	C3.40	PT	2775-100	NO	N/A	Note 1
GBB-101-1-H-19	Pipe Support	80A2777	C-E-2	C2.6	VT	2777-810	NO	N/A	
	Pipe Support, 4 lugs	80A2775	C-E-1	C3.40	PT	2775-99	NO	N/A	Note 1
GBB-101-1-H-34	Pipe Support	80A2777	C-E-2	C2.6	VT	2777-794	NO	N/A	
	Pipe Support, 8 lugs, Saddle	80A2775	C-E-1	C3.40	PT	2775-82,82R1	NO	N/A	Note 1

System: Core Spray
 Reference Drawing: No. GBB-101-1
 Susquehanna Final Report

NES
 80A2804

Rev: 3 Page: 20 of 32

COMPONENT IDENTIFICATION	COMPONENT DESCRIPTION	PROCEDURE NUMBER	CODE CATEGORY	CODE ITEM NUMBER	CODE EXAM METHOD	DATA SHEET	INDICATIONS	EVALUATIONS	REMARKS
SUPPORT EXAMINATIONS									
GBB-101-1-H-18	Pipe Support	80A2777	C-E-2	C2.6	VT	2777-1031	NO	N/A	
GBB-101-1-H-33	Pipe Support	80A2777	C-E-2	C2.6	VT	2777-746	NO	N/A	
GBB-101-1-H-20	Pipe Support	80A2777	C-E-2	C2.6	VT	2777-192F, 192PV	NO	N/A	
GBB-101-1-H-21	Pipe Support	80A2777	C-E-2	C2.6	VT	2777-795	NO	N/A	
GBB-101-1-H-23	Pipe Support	80A2777	C-E-2	C2.6	VT	2777-745	NO	N/A	
GBB-101-1-H-42	Pipe Support	80A2777	C-E-2	C2.6	VT	2777-744	NO	N/A	

System: Core Spray
 Reference Drawing: No. GBB-101-2
 Susquehanna Final Report

nes

80A2804

Rev: 3 Page: 21 of 32

COMPONENT IDENTIFICATION	COMPONENT DESCRIPTION	PROCEDURE NUMBER	CODE CATEGORY	CODE ITEM NUMBER	CODE EXAM METHOD	DATA SHEET	INDICATIONS	EVALUATIONS	REMARKS
PIPING WELDS									
GBB-101-2-2-A	Pipe to Flange	80A2771	C-G	C2.1	UT	2771-1154, 1155, 1156	NO	N/A	
GBB-101-2-FW-2	Tee to Pipe	80A2771	C-G	C2.1	UT	2771-836, 837, 838	NO	N/A	
GBB-101-2-FW-1	Pipe to Elbow	80A2771	C-G	C2.1	UT	2771-787, 788, 789	NO	N/A	
SUPPORT EXAMINATIONS									
GBB-101-2-H-24	Pipe Support	80A2777	C-E-2	C2.6	VT	2777-31F, 31PV	NO	N/A	
	Pipe Support, 4 lugs	80A2775	C-E-1	C3.40	PT	2775-80	NO	N/A	Note 1
GBB-101-2-H-36	Pipe Support	80A2777	C-E-2	C2.6	VT	2777-925	NO	N/A	
	Pipe Support, Wrapper Plate	80A2775	C-E-1	C3.40	PT	2775-102	NO	N/A	Note 1
GBB-101-2-H-26	Pipe Support	80A2777	C-E-2	C2.6	VT	2777-33PV, 33F	NO	N/A	
GBB-101-2-H-27	Pipe Support	80A2777	C-E-2	C2.6	VT	2777-713	NO	N/A	
	Pipe Support, 4 lugs	80A2775	C-E-1	C3.40	PT	2775-126, 126R1, 126R2	NO	N/A	Note 1

System: Core Spray
 Reference Drawing: No. GBB-101-2
 Susquehanna Final Report

1105
 80A2804

Rev: 3 Page: 22 of 32

COMPONENT IDENTIFICATION	COMPONENT DESCRIPTION	PROCEDURE NUMBER	CODE CATEGORY	CODE ITEM NUMBER	CODE EXAM METHOD	DATA SHEET	INDICATIONS	EVALUATIONS	REMARKS
SUPPORT EXAMINATIONS									
GBB-101-2-H-28	Pipe Support	80A2777	C-E-2	C2.6	VT	2777-34F, 34PV	NO	N/A	
GBB-101-2-H-29	Pipe Support	80A2777	C-E-2	C2.6	VT	2777-325	NO	N/A	
	Pipe Support, 4 lugs	80A2775	C-E-1	C3.40	PT	2775-140	NO	N/A	Note 1
GBB-101-2-H-30	Pipe Support	80A2777	C-E-2	C2.6	VT	2777-1070	NO	N/A	

System: Core Spray
 Reference Drawing: No. GBB-101-3
 Susquehanna Final Report

NES

80A2804

Rev: 3 Page: 23 of 32

COMPONENT IDENTIFICATION	COMPONENT DESCRIPTION	PROCEDURE NUMBER	CODE CATEGORY	CODE ITEM NUMBER	CODE EXAM METHOD	DATA SHEET	INDICATIONS	EVALUATIONS	REMARKS
PIPING WELDS									
GBB-101-3-FW-3	Elbow to Pipe	80A2771	C-G	C2.1	UT	2771-790, 791, 792	NO	N/A	
GBB-101-3-FW-2	Pipe to Elbow	80A2771	C-G	C2.1	UT	2771-790, 791, 792	NO	N/A	
GBB-101-3-FW-4	Reducer to Pipe	80A2771	C-G	C2.1	UT	2771-801, 802, 803	NO	N/A	
SUPPORT EXAMINATIONS									
GBB-101-3-H-31	Pipe Support	80A2777	C-E-2	C2.6	VT	2777-974	NO	N/A	
GBB-101-3-H-32	Pipe Support	80A2777	C-E-2	C2.6	VT	2777-930	NO	N/A	
GBB-101-3-H-37	Pipe Support	80A2777	C-E-2	C2.6	VT	2777-783	NO	N/A	
	Pipe Support, Wrapper Plate	80A2775	C-E-1	C3.40	PT	2775-156, 156R1	NO	N/A	Note 1

System: Core Spray
 Reference Drawing: No. GBB-101-3
 Susquehanna Final Report

NES
 80A2804

Rev: 3 Page: 24 of 32

COMPONENT IDENTIFICATION	COMPONENT DESCRIPTION	PROCEDURE NUMBER	CODE CATEGORY	CODE ITEM NUMBER	CODE EXAM METHOD	DATA SHEET	INDICATIONS	EVALUATIONS	REMARKS
PIPING WELDS									
GBB-101-4-FW-7	Valve E21-1F003B to Pipe	80A2771	C-G	C2.1	UT	2771-427, 428, 429	NO	N/A	
GBB-101-4-16-A	Tee to Reducer	80A2771	C-G	C2.1	UT	2771-1080, 1081, 1082	NO	N/A	
GBB-101-4-FW-5	Elbow to Pipe	80A2771	C-G	C2.1	UT	2771-451, 452, 453	NO	N/A	
GBB-101-4-FW-4	Elbow to Pipe	80A2771	C-G	C2.1	UT	2771-427, 428, 429	NO	N/A	
GBB-101-4-FW-3	Elbow to Pipe	80A2771	C-G	C2.1	UT	2771-496, 497, 498	NO	N/A	
GBB-101-4-FW-1	Valve E21-1F003D to Pipe	80A2771	C-G	C2.1	UT	2771-427, 428, 429	NO	N/A	
GBB-101-4-FW-15	Tee to Pipe	80A2771	C-G	C2.1	UT	2774-424, 425, 426	NO	N/A	
GBB-101-4-FW-9	Elbow to Pipe	80A2771	C-G	C2.1	UT	2771-499, 500, 501	NO	N/A	

System: Core Spray
 Reference Drawing: No. GBB-101-4
 Susquehanna Final Report

1105

80A2804

Rev: 3 Page: 25 of 32

COMPONENT IDENTIFICATION	COMPONENT DESCRIPTION	PROCEDURE NUMBER	CODE CATEGORY	CODE ITEM NUMBER	CODE EXAM METHOD	DATA SHEET	INDICATIONS	EVALUATIONS	REMARKS
PIPING WELDS									
GBB-101-4-8-A	Pipe to Flange	80A2771	C-G	C2.1	UT	2771-1080, 1081, 1082	NO	N/A	
GBB-101-4-9-A	Flange to Pipe	80A2771	C-G	C2.1	UT	2771-424, 425, 426	NO	N/A	
GBB-101-4-FW-14	Pipe to Elbow	80A2771	C-G	C2.1	UT	2771-424, 425, 426	NO	N/A	
GBB-101-4-FW-23	Reducer to Pipe	80A2771	C-G	C2.1	UT	2771-427, 428, 429	NO	N/A	
GBB-101-4-5-B	Pipe to Elbow	80A2771	C-G	C2.1	UT	2771-451, 452, 453	NO	N/A	
GBB-101-4-6-A	Pipe to Elbow	80A2771	C-G	C2.1	UT	2771-451, 452, 453	NO	N/A	
GBB-101-4-2-A	Elbow to Pipe	80A2771	C-G	C2.1	UT	2771-496, 497, 498	NO	N/A	
GBB-101-4-FW-10	Pipe to Tee	80A2771	C-G	C2.1	UT	2771-499, 500, 501	NO	N/A	

System: Core Spray
 Reference Drawing: No. GBB-101-4
 Susquehanna Final Report

nes

80A2804

Rev: 4 Page: 26 of 32

COMPONENT IDENTIFICATION	COMPONENT DESCRIPTION	PROCEDURE NUMBER	CODE CATEGORY	CODE ITEM NUMBER	CODE EXAM METHOD	DATA SHEET	INDICATIONS	EVALUATIONS	REMARKS
PIPING WELDS									
GBB-101-4 1-A	Elbow to Flange	80A2771	C-G	C2.1	UT	2771-451, 452, 453	NO	N/A	
GBB-101-4- 15B-P	12" STD Pipe to 12" SCH 100 Pipe	80A2771	C-G	C2.1	UT	2771-1369, 1370, 1371 1517, 1518, 1519	NO	N/A	Incomplete Exam Note 3
SUPPORT EXAMINATIONS									
GBB-101-4 11-2	Pipe Support	80A2777	C-E-2	C2.6	VT	2777-35F, 35PV	NO	N/A	
	Pipe Support, 4 lugs	80A2775	C-E-1	C3.40	PT	2775-96	NO	N/A	Note 1
GBB-101-4 11-5	Pipe Support	80A2777	C-E-2	C2.6	VT	2777-1025	NO	N/A	
	Pipe Support, 4 lugs	80A2775	C-E-1	C3.40	PT	2775-109, 109R1	NO	N/A	Note 1
GBB-101-4 11-7	Pipe Support	80A2777	C-E-2	C2.6	VT	2777-784	NO	N/A	
	Pipe Support, 4 lugs	80A2775	C-E-1	C3.40	PT	2775-111, 111R1	NO	N/A	Note 1
GBB-101-4 11-35	Pipe Support	80A2777	C-E-2	C2.6	VT	2777-931	NO	N/A	
	Pipe Support, Wrapper Plate	80A2775	C-E-1	C3.40	PT	2775-104	NO	N/A	Note 1
GBB-101-4 11-9	Pipe Support	80A2777	C-E-2	C2.6	VT	2777-327	NO	N/A	

System: Core Spray
 Reference Drawing: No. GBB-101-4
 Susquehanna Final Report



80A2804

Rev: 3 Page: 27 of 32

COMPONENT IDENTIFICATION	COMPONENT DESCRIPTION	PROCEDURE NUMBER	CODE CATEGORY	CODE ITEM NUMBER	CODE EXAM METHOD	DATA SHEET	INDICATIONS	EVALUATIONS	REMARKS
SUPPORT EXAMINATIONS									
GBB-101-4 H-10	Pipe Support	80A2777	C-E-2	C2.6	VT	2777-785F, 785PV	NO	N/A	
	Pipe Support, 4 lugs	80A2775	C-E-1	C3.40	PT	2775-157	NO	N/A	Note 1
GBB-101-4 H-12	Pipe Support	80A2777	C-E-2	C2.6	VT	2777-706F, 706PV	NO	N/A	
	Pipe Support, 4 lugs	80A2775	C-E-1	C3.40	PT	2775-141, 141R1	NO	N/A	Note 1
GBB-101-4 H-15	Pipe Support	80A2777	C-E-2	C2.6	VT	2777-36F, 36PV	NO	N/A	
GBB-101-4 H-16	Pipe Support	80A2777	C-E-2	C2.6	VT	2777-671F, 671PV	NO	N/A	Incomplete Exam Note 3
	Pipe Support, 8 Lugs, Wrapper Plate	80A2775	C-E-1	C3.40	PT	2775-86, 86R1, 86R2, 86R3, 86R4	NO	N/A	Note 1
GBB-101-4 H-1	Pipe Support	80A2777	C-E-2	C2.6	VT	2777-326	NO	N/A	
GBB-101-4 H-17	Pipe Support	80A2777	C-E-2	C2.6	VT	2777-37F, 37PV	NO	N/A	
GBB-101-4 H-3	Pipe Support	80A2777	C-E-2	C2.6	VT	2777-667	NO	N/A	
GBB-101-4 H-4	Pipe Support	80A2777	C-E-2	C2.6	VT	2777-114F, 114PV	NO	N/A	

System: Core Spray
 Reference Drawing: No. GBB-101-4
 Susquehanna Final Report

1105
 80A2804

Rev: 3 Page: 28 of 32

COMPONENT IDENTIFICATION	COMPONENT DESCRIPTION	PROCEDURE NUMBER	CODE CATEGORY	CODE ITEM NUMBER	CODE EXAM METHOD	DATA SHEET	INDICATIONS	EVALUATIONS	REMARKS
SUPPORT EXAMINATIONS									
GBB-101-4 H-6	Pipe Support	80A2777	C-E-2	C2.6	VT	2777-668	NO	N/A	
GBB-101-4 H-11	Pipe Support	80A2777	C-E-2	C2.6	VT	2777-669F, 669PV	NO	N/A	
GBB-101-4 H-13	Pipe Support	80A2777	C-E-2	C2.6	VT	2777-945	NO	N/A	
GBB-101-4 H-14	Pipe Support	80A2777	C-E-2	C2.6	VT	2777-670F, 670PV	NO	N/A	

System: Core Spray
 Reference Drawing: No. GBB-103-1
 Susquehanna Final Report

NES

80A2804

Rev: 3 Page: 29 of 32

COMPONENT IDENTIFICATION	COMPONENT DESCRIPTION	PROCEDURE NUMBER	CODE CATEGORY	CODE ITEM NUMBER	CODE EXAM METHOD	DATA SHEET	INDICATIONS	EVALUATIONS	REMARKS
PIPING WELDS									
GBB-103-1-2-B	Pipe to Elbow	80A2771	C-G	C2.1	UT	2771-905, 906, 907	NO	N/A	
GBB-103-1-2-D	Elbow to Pipe	80A2771	C-G	C2.1	UT	2771-796, 797, 798	NO	N/A	
GBB-103-1-FW-1	Pipe to Tee	80A2771	C-G	C2.1	UT	2771-785, 797, 798	NO	N/A	
SUPPORT EXAMINATIONS									
GBB-103-1-H-4	Pipe Support	80A2777	C-E-2	C2.6	VT	2777-39F, 39PV	NO	N/A	
	Pipe Support, 8 lugs	80A2775	C-E-1	C3.40	PT	2775-110	NO	N/A	Note 1
GBB-103-1-H-1	Pipe Support	80A2777	C-E-2	C2.6	VT	2777-38F, 38PV	NO	N/A	
GBB-103-1-H-2	Pipe Support	80A2777	C-E-2	C2.6	VT	2777-643PV, 643F	NO	N/A	
GBB-103-1-H-3	Pipe Support	80A2777	C-E-2	C2.6	VT	2777-644F, 644PV	NO	N/A	
GBB-103-1-H-9	Pipe Support	80A2777	C-E-2	C2.6	VT	2777-786	NO	N/A	

COMPONENT IDENTIFICATION	COMPONENT DESCRIPTION	PROCEDURE NUMBER	CODE CATEGORY	CODE ITEM NUMBER	CODE EXAM METHOD	DATA SHEET	INDICATIONS	EVALUATIONS	REMARKS
PIPING WELDS									
GBB-103-2-FW-1	Tee to Pipe	80A2771	C-G	C2.1	UT	2771-786, 799, 800	NO	N/A	
GBB-103-2-2-A	Elbow to Pipe	80A2771	C-G	C2.1	UT	2771-786, 799, 800	NO	N/A	
GBB-103-2-2-C	Pipe to Elbow	80A2771	C-G	C2.1	UT	2771-786, 799, 800	NO	N/A	
SUPPORT EXAMINATIONS									
GBB-103-2-H-5	Pipe Support	80A2777	C-E-2	C2.6	VT	2777-645	NO	N/A	
	Pipe Support, 4 lugs and saddle	80A2775	C-E-1	C3.40	PT	2775-81, 81R1	NO	N/A	Note 1
GBB-103-2-H-7	Pipe Support	80A2777	C-E-2	C2.6	VT	2777-41F, 41PV	NO	N/A	
	Pipe Support, 2 lugs and sleeve	80A2775	C-E-1	C3.40	PT	2775-69, 69R1	NO	N/A	Note 1
GBB-103-2-H-8	Pipe Support	80A2777	C-E-2	C2.6	VT	2777-42F, 42PV	NO	N/A	
	Pipe Support, 4 lugs and Wrapper Plate	80A2775	C-E-1	C3.40	PT	2775-70, 70R1, 70R2	NO	N/A	Note 1
GBB-103-2-H-6	Pipe Support	80A2777	C-E-2	C2.6	VT	2777-40F, 40PV	NO	N/A	
GBB-103-2-H-10	Pipe Support	80A2777	C-E-2	C2.6	VT	2777-702F, 702PV	NO	N/A	

System: Core Spray
 Reference Drawings: No. DBB-113-1
 Susquehanna Final Report

MES

80A2804

Rev: 3 Page: 31 of 32

COMPONENT IDENTIFICATION	COMPONENT DESCRIPTION	PROCEDURE NUMBER	CODE CATEGORY	CODE ITEM NUMBER	CODE EXAM METHOD	DATA SHEET	INDICATIONS	EVALUATIONS	REMARKS
PIPING WELDS									
DBB-113-1-FW-1	Pipe to Valve HV-E21-1F004A	80A2771	C-G	C2.1	UT	2771-842, 843, 844	NO	N/A	
DBB-113-1-ID-C	Pipe Transition Piece To Pipe, Bimetallic	80A2771	C-G	C2.1	UT	2771-1315,1316,1317, 1330, 1331, 1332	NO	N/A	
SUPPORT EXAMINATIONS									
DBB-113-1-H-2	Pipe Support	80A2777	C-E-2	C2.6	VT	2777-646	NO	N/A	

System: Core Spray.
 Reference Drawing: No. DBB-113-2
 Susquehanna Final Report



Rev: 3 Page: 32 of 32

COMPONENT IDENTIFICATION	COMPONENT DESCRIPTION	PROCEDURE NUMBER	CODE CATEGORY	CODE ITEM NUMBER	CODE EXAM METHOD	DATA SHEET	INDICATIONS	EVALUATIONS	REMARKS
PIPING WELDS									
DBB-113-2-FW-1	Valve HV-E21-1F004B to Pipe	80A2771	C-G	C2.1	UT	2771-929, 930, 931	NO	N/A	
DBB-113-2-FW-5	Pipe Transition Piece to Pipe, Bimetallic	80A2771	C-G	C2.1	UT	2771-1318, 1319, 1320, 1333, 1334, 1335	NO	N/A	
SUPPORT EXAMINATIONS									
DBB-113-2-11-1	Pipe Support	80A2777	C-E-2	C2.6	VT	2777-30F, 30PV, 30PVR1	NO	N/A	

System: HPCI
 Reference Drawing: No. EBB-102-1
 Susquehanna Final Report

nes

80A2804

Rev: 3 Page: 1 of 30

COMPONENT IDENTIFICATION	COMPONENT DESCRIPTION	PROCEDURE NUMBER	CODE CATEGORY	CODE ITEM NUMBER	CODE EXAM METHOD	DATA SHEET	INDICATIONS	EVALUATIONS	REMARKS
PIPING WELDS									
EBB-102-1-FW-1	Reducer to Pump IP-204 Discharge 10"	80A2771	C-G	C2.1	UT	2771-767, 768, 769	NO	N/A	
EBB-102-1-FW-20	Elbow to Pipe	80A2771	C-G	C2.1	UT	2771-1251,1252,1253	NO	N/A	
EBB-102-1-FW-2	Elbow to Pipe	80A2771	C-G	C2.1	UT	2771-770, 771, 772	NO	N/A	
EBB-102-1-2-B	Elbow to Pipe	80A2771	C-G	C2.1	UT	2771-770, 771, 772	NO	N/A	
EBB-102-1-FW-3	Elbow to Pipe	80A2771	C-G	C2.1	UT	2771-770, 771, 772	NO	N/A	
EBB-102-1-FW-5	Flow Element FE-E41-N007 to Pipe	80A2771	C-G	C2.1	UT	2771-770, 771, 772	NO	N/A	

System: HPCI
 Reference Drawing: No. EBB-102-1
 Susquehanna Final Report

NES
 80A2804

Rev: 3 Page: 2 of 30

COMPONENT IDENTIFICATION	COMPONENT DESCRIPTION	PROCEDURE NUMBER	CODE CATEGORY	CODE ITEM NUMBER	CODE EXAM METHOD	DATA SHEET	INDICATIONS	EVALUATIONS	REMARKS
SUPPORT EXAMINATIONS									
EBB-102-1 H-11	Pipe Support, 4 Lugs	80A2775	C-E-1	C3.40	PT	2775-117	NO	N/A	Note 1
	Pipe Support	80A2777	C-E-2	C2.6	VT	2777-913	NO	N/A	
EBB-102-1 H-12	Pipe Support	80A2777	C-E-2	C2.6	VT	2777-84 PV, 84F	NO	N/A	
EBB-102-1 H-13	Pipe Support	80A2777	C-E-2	C2.6	VT	2777-85 PV, 85F	NO	N/A	
EBB-102-1 H-14	Pipe Support	80A2777	C-E-2	C2.6	VT	2777-86 PV, 86F	NO	N/A	
EBB-102-1 H-15	Pipe Support	80A2777	C-E-2	C2.6	VT	2777-87 PV, 87F	NO	N/A	
EBB-102-1 H-16	Pipe Support	80A2777	C-E-2	C2.6	VT	2777-88 PV, 88F	NO	N/A	
EBB-102-1 H-17	Pipe Support, Saddle	80A2775	C-E-1	C3.40	PT	2775-105	NO	N/A	Note 1
	Pipe Support	80A2777	C-E-2	C2.6	VT	2777-89 PV, 89F	NO	N/A	
EBB-102-1 H-18	Pipe Support	80A2777	C-E-2	C2.6	VT	2777-90 PV, 90F	NO	N/A	

System: HPCI
 Reference Drawing: No. EBB-102-1
 Susquehanna Final Report

1105

80A2804

Rev: 3 Page: 3 of 30

COMPONENT IDENTIFICATION	COMPONENT DESCRIPTION	PROCEDURE NUMBER	CODE CATEGORY	CODE ITEM NUMBER	CODE EXAM METHOD	DATA SHEET	INDICATIONS	EVALUATIONS	REMARKS
SUPPORT EXAMINATIONS									
EBB-102-1-H-23	Pipe Support	80A2777	C-E-2	C2.6	VT	2777-1095	NO	N/A	

System: IIPCI
 Reference Drawing: No. DBA-102-1
 Susquehanna Final Report

1125

80A2809

Rev: 6 Page: 4 of 30

COMPONENT IDENTIFICATION	COMPONENT DESCRIPTION	PROCEDURE NUMBER	CODE CATEGORY	CODE ITEM NUMBER	CODE EXAM METHOD	DATA SHEET	INDICATIONS	EVALUATIONS	REMARKS
PIPING WELDS									
DBA-102-1-FW-8	Valve HV-E41-F003 to Flued Head Penetration X-11	80A2771	B-3	B4.5	UT	2771-1444,1443,1442	NO	N/A	Incomplete Exam Notes 3, 5 6
DBA-102-1-FW-5	Pipe to Penetration X-11	80A2771	B-3	B4.5	UT	2771-409, 410, 411	NO	N/A	Note 5
DBA-102-1-3-A	Pipe to Elbow	80A2771	B-3	B4.5	UT	2771-409, 410, 411	NO	N/A	Note 5
DBA-102-1-FW-4	Elbow to Valve HV-E41-1F002	80A2771	B-3	B4.5	UT	2771-409, 410, 411	NO	N/A	Note 5
DBA-102-1-FW-3	HV-E41-1F002 Valve to Pipe	80A2771	B-3	B4.5	UT	2771-409, 410, 411	NO	N/A	
DBA-102-1-2-G	Pipe to Elbow	80A2771	B-3	B4.5	UT	2771-409, 410, 411	NO	N/A	

System: HPCI
 Reference Drawing: No. EBB-102-1
 Susquehanna Final Report

1125

80A2804

Rev: 4 Page: 5 of 30

COMPONENT IDENTIFICATION	COMPONENT DESCRIPTION	PROCEDURE NUMBER	CODE CATEGORY	CODE ITEM NUMBER	CODE EXAM METHOD	DATA SHEET	INDICATIONS	EVALUATIONS	REMARKS
PIPING WELDS									
DBA-102-1-2-D	Elbow to Bent Pipe	80A2771	B-J	B4.5	UT	2771-409, 410, 411	NO	N/A	
DBA-102-1-2-C	Pipe Bent to Elbow	80A2771	B-J	B4.5	UT	2771-902, 903, 904	NO	N/A	
DBA-102-1-FW-2	Elbow to Bent Pipe	80A2771	B-J	B4.5	UT	2771-902, 903, 904	NO	N/A	
DBA-102-1-FW-9	Bent Pipe to Pipe	80A2771	B-J	B4.5	UT	2771-409, 410, 411	NO	N/A	
DBA-102-1-1-A	Pipe to Elbow	80A2771	B-J	B4.5	UT	2771-409, 410, 411	NO	N/A	
DBA-102-1-1-B	Elbow to Bent Pipe	80A2771	B-J	B4.5	UT	2771-409, 410, 411	NO	N/A	
SUPPORT EXAMINATIONS									
DBA-102-1-11-3	Pipe Support	80A2777	B-K-2	B4.10	VT	2777-44 PV, 44F	NO	N/A	

System: HPCI
 Reference Drawing: No. DBA-102-1
 Susquehanna Final Report

1125

80A2804

Rev: 3 Page: 6 of 30

COMPONENT IDENTIFICATION	COMPONENT DESCRIPTION	PROCEDURE NUMBER	CODE CATEGORY	CODE ITEM NUMBER	CODE EXAM METHOD	DATA SHEET	INDICATIONS	EVALUATIONS	REMARKS
SUPPORT EXAMINATIONS									
DBA-102-1-H-4	Pipe Support	80A2777	B-K-2	B4.10	VT	2777-508F,508PV	NO	N/A	
DBA-102-1-H-5	Pipe Support	80A2777	B-K-2	B4.10	VT	2777-509F,509PV	NO	N/A	
DBA-102-1-H-6	Pipe Support	80A2777	B-K-2	B4.10	VT	2777-814	NO	N/A	
DBA-102-1-H-7	Pipe Support	80A2777	B-K-2	B4.10	VT	2777-803	NO	N/A	
DBA-102-1-H-8	Pipe Support	80A2777	B-K-2	B4.10	VT	2777-181F,181PV	NO	N/A	
DBA-102-1-H-9	Pipe Support	80A2777	B-K-2	B4.10	VT	2777-45 PV, 45F	NO	N/A	
DBA-102-1-H-10	Pipe Support	80A2777	B-K-2	B4.10	VT	2777-46 PV, 46F	NO	N/A	
DBA-102-1-H-11	Pipe Support	80A2777	B-K-2	B4.10	VT	2777-47 PV, 47F	NO	N/A	

System: HPCI
 Reference Drawing: No. DBA-102-1
 Susquehanna Final Report

1125

80A2804

Rev: 4 Page: 7 of 30

COMPONENT IDENTIFICATION	COMPONENT DESCRIPTION	PROCEDURE NUMBER	CODE CATEGORY	CODE ITEM NUMBER	CODE EXAM METHOD	DATA SHEET	INDICATIONS	EVALUATIONS	REMARKS
SUPPORT EXAMINATIONS									
DBA-102-1-11-12	Pipe Support	80A2777	B-K-2	B4.10	VT	2777-48 PV, 48F	NO	N/A	
DBA-102-1-11-13	Pipe Support	80A2777	B-K-2	B4.10	VT	2777-49 PV, 49F	NO	N/A	
DBA-102-1-FW-6	Flued Head to Penetration X-11 Sleeve Integrally Welded Support	80A2775	B-K-1	B10.10	PT	2775-149	NO	N/A	Note 1
		80A2777	B-K-2	B4.10	VT	2777-1109	NO	N/A	
VALVE EXAMINATIONS									
11V-E41-1F002	10" Valve 11V-E41-1F002 Internal Pressure Boundary Surfaces	80A2777	B-M-2	B6.9	VT	INACCESSIBLE	N/A	N/A	Note 3

System: HPCI
 Reference Drawing: No. DBB-114-1
 Susquehanna Final Report

1125

80A2804

Rev: 4 Page: 8 of 30

COMPONENT IDENTIFICATION	COMPONENT DESCRIPTION	PROCEDURE NUMBER	CODE CATEGORY	CODE ITEM NUMBER	COUL EVAL METHOD	DATA SHEET	INDICATIONS	EVALUATIONS	REMARKS
PIPING WELDS									
DBB-114-1-10-A	Pipe to Elbow	80A2771	C-G	C2.1	UT	2771-412, 413, 414	NO	N/A	
DBB-114-1-FW-20	Flange to Pipe	80A2771	C-G	C2.1	UT	2771-1254, 1255, 1256	NO	N/A	
DBB-114-1-FW-10	Valve HV-E41-F001 to Pipe	80A2771	C-F	C2.1	UT	2771-1004, 1005, 1006	NO	N/A	
DBB-114-1-9-C	Pipe to Elbow	80A2771	C-F	C2.1	UT	2771-412, 413, 414	NO	N/A	
DBB-114-1-9-B	Elbow to Tee	80A2771	C-F	C2.1	UT	2771-412, 413, 414	NO	N/A	
DBB-114-1-9-E	Pipe to Cap	80A2771 (80A2775)	C-F N/A	C2.1 N/A	UT N/A	2771-412, 413, 414 2775-177	NO NO	N/A N/A	Incomplete Exam Notes 3,4
DBB-114-1-9-A	Tee to Pipe	80A2771	C-F	C2.1	UT	2771-932, 933, 934	NO	N/A	
DBB-114-1-9-D	Tee to Pipe	80A2771	C-F	C2.1	UT	2771-412, 413, 414	NO	N/A	Incomplete Exam

System: HPCI
 Reference Drawing: No. DBB-114-1
 Susquehanna Final Report

NES

80A2804

Rev: 4 Page: 9 of 30

COMPONENT IDENTIFICATION	COMPONENT DESCRIPTION	PROCEDURE NUMBER	CODE CATEGORY	CODE ITEM NUMBER	CODE EXAM METHOD	DATA SHEET	INDICATIONS	EVALUATIONS	REMARKS
PIPING WELDS									
DBB-114-1-8-A	Elbow to Pipe	80A2771	C-F	C2.1	UT	2771-1077, 1078, 1079	NO	N/A	
DBB-114-1-7-C	Elbow to Pipe	80A2771 (80A2775)	C-F N/A	C2.1 N/A	UT N/A	2771-1077, 1078, 1079 2775-241	NO NO	N/A N/A	Incomplete Exam Notes 3,4
DBB-114-1-FW-17	Elbow to Pipe	80A2771	C-F	C2.1	UT	2771-932, 933, 934	NO	N/A	
DBB-114-1-7-A	Elbow to Pipe	80A2771	C-F	C2.1	UT	2771-932, 933, 934	NO	N/A	
DBB-114-1-6-A	Elbow to Pipe	80A2771	C-F	C2.1	UT	2771-619, 620, 621	NO	N/A	
DBB-114-1-5-A	Pipe to Elbow	80A2771	C-F	C2.1	UT	2771-412, 413, 414	NO	N/A	
DBB-114-1-5-B	Elbow to Pipe	80A2771	C-F	C2.1	UT	2771-412, 413, 414	NO	N/A	
DBB-114-1-FW-5	Pipe to Elbow	80A2771	C-F	C2.1	UT	2771-619,620,621	NO	N/A	

System: HPCI
 Reference Drawing: No. DBB-114-1
 Susquehanna Final Report

1125

80A2804

Rev: 3 Page: 10 of 30

COMPONENT IDENTIFICATION	COMPONENT DESCRIPTION	PROCEDURE NUMBER	CODE CATEGORY	CODE ITEM NUMBER	CODE EXAM METHOD	DATA SHEET	INDICATIONS	EVALUATIONS	REMARKS
PIPING WELDS									
DBB-114-1-4-A	Elbow to Pipe	80A2771	C-F	C2.1	UT	2771-932, 933, 934	NO	N/A	
DBB-114-1-FW-4	Pipe to Elbow	80A2771	C-F	C2.1	UT	2771-412, 413, 414	NO	N/A	
DBB-114-1-3-A	Elbow to Pipe	80A2771	C-F	C2.1	UT	2771-412, 413, 414	NO	N/A	
DBB-114-1-FW-3	Pipe to Tee	80A2771	C-F	C2.1	UT	2771-412, 413, 414	NO	N/A	
DBB-114-1-2-A	Tee to Pipe	80A2771	C-F	C2.1	UT	2771-412, 413, 414	NO	N/A	
DBB-114-1-FW-2	Pipe to Elbow	80A2771	C-F	C2.1	UT	2771-412, 413, 414	NO	N/A	
DBB-114-1-1-D	Elbow to Pipe	80A2771	C-F	C2.1	UT	2771-412, 413, 414	NO	N/A	
DBB-114-1-1-C	Pipe to Elbow	80A2771	C-F	C2.1	UT	2771-412, 413, 414	NO	N/A	

System: HPCI
 Reference Drawing: No. DBB-114-1
 Susquehanna Final Report

NES

80A2804

Rev: 4 Page: 11 of 30

COMPONENT IDENTIFICATION	COMPONENT DESCRIPTION	PROCEDURE NUMBER	CODE CATEGORY	CODE ITEM NUMBER	CODE EXAM METHOD	DATA SHEET	INDICATIONS	EVALUATIONS	REMARKS
PIPING WELDS									
DBB-114-1-1-B	Elbow to Pipe	80A2771	C-F	C2.1	UT	2771-932, 933, 934	NO	N/A	
DBB-114-1-1-L	Pipe to Elbow	80A2771	C-F	C2.1	UT	2771-1291, 1292, 1293	NO	N/A	Incomplete Exam Notes 3,4
		(80A2775)	N/A	N/A	N/A	2775-238	NO	N/A	
DBB-114-1-1-E	Pipe to Elbow	80A2771	C-F	C2.1	UT	2771-1272, 1273, 1274	NO	N/A	
DBB-114-1-1-FW-19	Pipe to Valve HV-E41-F003	80A2771	C-F	C2.1	UT	2771-1272, 1273, 1274	NO	N/A	
DBB-114-1-1-FW-16	Pipe to Elbow	80A2771	C-F	C2.1	UT	2771-619, 620, 621	NO	N/A	
DBB-114-1-1-FW-8	Elbow to Pipe	80A2771	C-F	C2.1	UT	2771-619, 620, 621	NO	N/A	
DBB-114-1-1-FW-9	Elbow to Pipe	80A2771	C-F	C2.1	UT	2771-619, 620, 621	NO	N/A	

System: HPCI
 Reference Drawing: No. DBB-114-1
 Susquehanna Final Report



80A2804

Rev: 3 Page: 12 of 30

COMPONENT IDENTIFICATION	COMPONENT DESCRIPTION	PROCEDURE NUMBER	CODE CATEGORY	CODE ITEM NUMBER	CODE EXAM METHOD	DATA SHEET	INDICATIONS	EVALUATIONS	REMARKS
SUPPORT EXAMINATIONS									
DBB-114-1-H-1	Pipe Support	80A2777	C-E-2	C2.6	VT	2777-193 PV 2777-193 F	NO	N/A	
DBB-114-1-H-2	Pipe Support	80A2777	C-E-2	C2.6	VT	2777-328	NO	N/A	
DBB-114-1-H-3	Pipe Support	80A2777	C-E-2	C2.6	VT	2777-686F, 686PV	NO	N/A	
DBB-114-1-H-4	Pipe Support	80A2777	C-E-2	C2.6	VT	2777-50 PV, 50F	NO	N/A	
DBB-114-1-H-5	Pipe Support	80A2777	C-E-2	C2.6	VT	2777-51 PV, 51F	NO	N/A	
	Pipe Support, 8 Lugs	80A2775	C-E-1	C3.40	PT	2777-116	NO	N/A	Note 1
DBB-114-1-H-6	Pipe Support	80A2777	C-E-2	C2.6	VT	2777-52 PV, 52F	NO	N/A	
DBB-114-1-H-8	Pipe Support	80A2777	C-E-2	C2.6	VT	2777-54 PV, 54F	NO	N/A	
	Pipe Support, Double Wrapper Plate	80A2775	C-E-1	C3.40	PT	2775-127, 127R1	NO	N/A	Note 1

System: HPCI
 Reference Drawing: No. DBB-114-1
 Susquehanna Final Report

1125

80A2804

Rev: 3 Page: 13 of 30

COMPONENT IDENTIFICATION	COMPONENT DESCRIPTION	PROCEDURE NUMBER	CODE CATEGORY	CODE ITEM NUMBER	CODE EXAM METHOD	DATA SHEET	INDICATIONS	EVALUATIONS	REMARKS
SUPPORT EXAMINATIONS									
DBB-114-1-H-10	Pipe Support	80A2777	C-E-2	C2.6	VT	2777-56 PV, 56F	NO	N/A	
DBB-114-1-H-11	Pipe Support, 8 Lugs	80A2775	C-E-1	C3.40	PT	2775-129, 129R1, 129R2	NO	N/A	Note 1
	Pipe Support	80A2777	C-E-2	C2.6	VT	2777-57 PV, 57F	NO	N/A	
DBB-114-1-H-12	Pipe Support	80A2777	C-E-2	C2.6	VT	2777-58 PV, 58F	NO	N/A	
DBB-114-1-H-13	Pipe Support	80A2777	C-E-2	C2.6	VT	2777-59 PV, 59F	NO	N/A	
DBB-114-1-H-30	Pipe Support	80A2777	C-E-2	C2.6	VT	2777-910	NO	N/A	
	Pipe Support, Saddle	80A2775	C-E-1	C3.40	PT	2775-125, 125R1	NO	N/A	Note 1

System: HPCI
 Reference Drawing: No. DBB-114-1
 Susquehanna Final Report



Rev: 3 Page: 14 of 30

COMPONENT IDENTIFICATION	COMPONENT DESCRIPTION	PROCEDURE NUMBER	CODE CATEGORY	CODE ITEM NUMBER	CODE EXAM METHOD	DATA SHEET	INDICATIONS	EVALUATIONS	REMARKS
SUPPORT EXAMINATIONS									
DBB-114-1-H-17	Pipe Support	80A2777	C-E-2	C2.6	VT	2777-62 PV, 62F	NO	N/A	
DBB-114-1-H-18	Pipe Support	80A2777	C-E-2	C2.6	VT	2777-63 PV, 63F	NO	N/A	
DBB-114-1-H-19	Pipe Support	80A2777	C-E-2	C2.6	VT	2777-64 PV, 64F	NO	N/A	
DBB-114-1-H-20	Pipe Support	80A2777	C-E-2	C2.6	VT	2777-65 PV, 65F	NO	N/A	
DBB-114-1-H-21	Pipe Support, 8 Lugs, Saddle	80A2775	C-E-1	C3.40	PT	2775-94	NO	N/A	Note 1
	Pipe Support	80A2777	C-E-2	C2.6	VT	2777-66 PV, 66F	NO	N/A	
DBB-114-1-H-22	Pipe Support	80A2777	C-E-2	C2.6	VT	2777-67 PV, 67F	NO	N/A	
DBB-114-1-H-23	Pipe Support	80A2777	C-E-2	C2.6	VT	2777-943	NO	N/A	
DBB-114-1-H-24	Pipe Support, 4 Lugs	80A2775	C-E-1	C3.40	PT	2777-88	NO	N/A	Note 1
	Pipe Support	80A2777	C-E-2	C2.6	VT	2777-329	NO	N/A	

System: HPCI
 Reference Drawing: No. DBB-114-1
 Susquehanna Final Report

nes
 80A2804

Rev: 3 Page: 15 of 30

COMPONENT IDENTIFICATION	COMPONENT DESCRIPTION	PROCEDURE NUMBER	CODE CATEGORY	CODE ITEM NUMBER	CODE EXAM METHOD	DATA SHEET	INDICATIONS	EVALUATIONS	REMARKS
SUPPORT EXAMINATIONS									
DBB-114-1-H-25	Pipe Support	80A2777	C-E-2	C2.6	VT	2777-1033	NO	N/A	
DBB-114-1-H-26	Pipe Support	80A2777	C-E-2	C2.6	VT	2777-912	NO	N/A	
DBB-114-1-H-27	Pipe Support	80A2777	C-E-2	C2.6	VT	2777-911	NO	N/A	
DBB-114-1-H-28	Pipe Support	80A2775	C-E-2	C2.6	VT	2777-652F, 652PV	NO	N/A	
DBB-114-1-H-31	Pipe Support	80A2775	C-E-2	C2.6	VT	2777-753	NO	N/A	
DBB-114-1-H-29	Pipe Support	80A2775	C-E-2	C2.6	VT	2777-752	NO	N/A	

System: HPCI
 Reference Drawing: No. DBB-117-1
 Susquehanna Final Report

NES

80A2804

Rev: 3 Page: 16 of 30

COMPONENT IDENTIFICATION	COMPONENT DESCRIPTION	PROCEDURE NUMBER	CODE CATEGORY	CODE ITEM NUMBER	CODE EXAM METHOD	DATA SHEET	INDICATIONS	EVALUATIONS	REMARKS
PIPING WELDS									
DBB-117-1-FW-8	Tee to Pipe	80A2771	C-G	C2.1	UT	2771-442, 443, 444	NO	N/A	
DBB-117-1-FW-15	Valve HV-E41-F008 to Pipe	80A2771	C-G	C2.1	UT	2771-1287,1288,1289	NO	N/A	
DBB-117-1-FW-17	Elbow to Pipe	80A2771	C-G	C2.1	UT	2771-1287,1288,1289	NO	N/A	
DBB-117-1-6-A	Flange to Pipe	80A2771	C-G	C2.1	UT	2771-442, 443, 444	NO	N/A	
DBB-117-1-FW-10	Flange to Elbow	80A2771	C-G	C2.1	UT	2771-442, 443, 444	NO	N/A	
DBB-117-1-FW-3	Pipe to Valve IF009	80A2771	C-G	C2.1	UT	2771-442, 443, 444	NO	N/A	
DBB-117-1-FW-5	Pipe to Valve HV-E41-F011	80A2771	C-G	C2.1	UT	2771-937, 938, 939	NO	N/A	

System: HPCI
 Reference Drawing: No. DBB-117-1
 Susquehanna Final Report

nes

80A2804

Rev: 3 Page: 17 of 30

COMPONENT IDENTIFICATION	COMPONENT DESCRIPTION	PROCEDURE NUMBER	CODE CATEGORY	CODE ITEM NUMBER	CODE EXAM METHOD	DATA SHEET	INDICATIONS	EVALUATIONS	REMARKS
SUPPORT EXAMINATIONS									
DBB-117-1-H-2	Pipe Support	80A2777	C-E-2	C2.6	VT	2777-623	NO	N/A	
DBB-117-1-H-3	Pipe Support	80A2777	C-E-2	C2.6	VT	2777-622	NO	N/A	
DBB-117-1-H-4	Pipe Support	80A2777	C-E-2	C2.6	VT	2777-68 PV, 68F	NO	N/A	
DBB-117-1-H-5	Pipe Support	80A2777	C-E-2	C2.6	VT	2777-69 PV, 69F	NO	N/A	
DBB-117-1-H-6	Pipe Support, 8 Lugs	80A2775	C-E-1	C3.40	PT	2775-120	NO	N/A	Note 1
	Pipe Support	80A2777	C-E-2	C2.6	VT	2777-70 PV, 70F	NO	N/A	
DBB-117-1-H-7	Pipe Support	80A2777	C-E-2	C2.6	VT	2777-71 PV, 71F	NO	N/A	
DBB-117-1-H-8	Pipe Support	80A2777	C-E-2	C2.6	VT	2777-134 PV, 134F	NO	N/A	
DBB-117-1-H-9	Pipe Support	80A2777	C-E-2	C2.6	VT	2777-950	NO	N/A	

System: HPCI
 Reference Drawing: No. DBB-120-1
 Susquehanna Final Report

1125

80A2804

Rev: 4 Page: 13 of 30

COMPONENT IDENTIFICATION	COMPONENT DESCRIPTION	PROCEDURE NUMBER	CODE CATEGORY	CODE ITEM NUMBER	CODE EXAM METHOD	DATA SHEET	INDICATIONS	EVALUATIONS	REMARKS
PIPING WELDS									
DBB-120-1-FW-1	Pipe to Elbow	80A2771	C-G	C2.1	UT	2771-532, 531, 530	NO	N/A	
DBB-120-1-FW-10	Pipe to Elbow	80A2771	C-G	C2.1	UT	2771-777, 773, 774	NO	N/A	
DBB-120-1-3-B	Pipe to Elbow	80A2771	C-G	C2.1	UT	2771-777, 935, 936	NO	N/A	
DBB-120-1-3-D	Pipe to Elbow	80A2771	C-G	C2.1	UT	2771-532, 531, 530	NO	N/A	
DBB-120-1-4-A	Pipe to Elbow	80A2771	C-G	C2.1	UT	2771-763, 773, 774	NO	N/A	
DBB-120-1-4-C	Pipe to Elbow	80A2771	C-G	C2.1	UT	2771-532, 531, 530	NO	N/A	
DBB-120-1-FW-7	Pipe to Valve HV-E41-F006	80A2771	C-G	C2.1	UT	2771-532, 531, 530	NO	N/A	
DBB-120-1-FW-8	Valve HV-E41-F006 to Elbow	80A2771	C-F	C2.1	UT	2771-763, 773, 774	NO	N/A	Note 5

COMPONENT IDENTIFICATION	COMPONENT DESCRIPTION	PROCEDURE NUMBER	CODE CATEGORY	CODE ITEM NUMBER	CODE EXAM METHOD	DATA SHEET	INDICATIONS	EVALUATIONS	REMARKS
SUPPORT EXAMINATIONS									
DBB-120-1-H-8	Pipe Support	80A2777	C-E-2	C2.6	VT	2777-72 PV, 72F	NO	N/A	
DBB-120-1-H-10	Pipe Support, 4 Lugs	80A2775	C-E-1	C3.40	PT	2775-71, 71RI	NO	N/A	Note 1
	Pipe Support	80A2777	C-E-2	C2.6	VT	2777-916	NO	N/A	
DBB-120-1-H-11	Pipe Support	80A2777	C-E-2	C2.6	VT	2777-74 PV, 74F	NO	N/A	
DBB-120-1-H-12	Pipe Support	80A2777	C-E-2	C2.6	VT	2777-75 PV, 75F	NO	N/A	
DBB-120-1-H-15	Pipe Support, 4 Lugs	80A2775	C-E-1	C3.40	PT	2775-72	NO	N/A	Note 1
	Pipe Support	80A2777	C-E-2	C2.6	VT	2777-921	NO	N/A	
DBB-120-1-H-17	Pipe Support	80A2777	C-E-2	C2.6	VT	2777-131F, 131 PV	NO	N/A	
DBB-120-1-H-18	Pipe Support	80A2777	C-E-2	C2.6	VT	2777-917	NO	N/A	
DBB-120-1-H-19	Pipe Support	80A2777	C-E-2	C2.6	VT	2777-77 PV, 77F	NO	N/A	

System: HPCI
 Reference Drawing: No. DBB-120-1
 Susquehanna Final Report

nes
 80A2804

Rev: 3 Page: 20 of 30

COMPONENT IDENTIFICATION	COMPONENT DESCRIPTION	PROCEDURE NUMBER	CODE CATEGORY	CODE ITEM NUMBER	CODE EXAM METHOD	DATA SHEET	INDICATIONS	EVALUATIONS	REMARKS
SUPPORT EXAMINATIONS									
DBB-120-1-H-20	Pipe Support	80A2777	C-E-2	C2.6	VT	2777-78 PV, 78F	NO	N/A	
DBB-120-1-H-22	Pipe Support	80A2777	C-E-2	C2.6	VT	2777-79 PV, 79F	NO	N/A	
DBB-120-1-H-23	Pipe Support	80A2777	C-E-2	C2.6	VT	2777-80 PV, 80F	NO	N/A	
DBB-120-1-H-24	Pipe Support	80A2777	C-E-2	C2.6	VT	2777-683	NO	N/A	
DBB-120-1-H-25	Pipe Support	80A2777	C-E-2	C2.6	VT	2777-944	NO	N/A	
DBB-120-1-H-27	Pipe Support	80A2777	C-E-2	C2.6	VT	2777-918	NO	N/A	
DBB-120-1-H-28	Pipe Support	80A2777	C-E-2	C2.6	VT	2777-684F, 684 PV	NO	N/A	

COMPONENT IDENTIFICATION	COMPONENT DESCRIPTION	PROCEDURE NUMBER	CODE CATEGORY	CODE ITEM NUMBER	CODE EXAM METHOD	DATA SHEET	INDICATIONS	EVALUATIONS	REMARKS
PIPING WELDS									
DBB-120-2-FW-1	Elbow to Valve 1F005	80A2771	C-G	C2.1	UT	2771-762, 775, 776	NO	N/A	
DBB-120-2-1-A	Pipe to Elbow	80A2771	C-G	C2.1	UT	2771-778, 775, 776	NO	N/A	
DBB-120-2-2-A	Pipe to Elbow	80A2771	C-G	C2.1	UT	2771-762, 775, 776	NO	N/A	
DBB-120-2-FW-4	Pipe to Valve HV-E41-F007	80A2771	C-G	C2.1	UT	2771-415, 416, 417	NO	N/A	
DBB-120-2-3-A	Elbow to Pipe	80A2771	C-G	C2.1	UT	2771-415, 416, 417	NO	N/A	
DBB-120-2-3-C	Tee to Elbow	80A2771	C-G	C2.1	UT	2771-415, 416, 417	NO	N/A	
DBB-120-2-3-E	Pipe to Elbow	80A2771	C-G	C2.1	UT	2771-415, 416, 417	NO	N/A	
DBB-120-2-4-A	Pipe to Elbow	80A2771	C-G	C2.1	UT	2771-415, 416, 417	NO	N/A	

System: HPCI
 Reference Drawing: No. DBB-120-2
 Susquehanna Final Report

nes

80A2804

Rev: 3 Page: 22 of 30

COMPONENT IDENTIFICATION	COMPONENT DESCRIPTION	PROCEDURE NUMBER	CODE CATEGORY	CODE ITEM NUMBER	CODE EXAM METHOD	DATA SHEET	INDICATIONS	EVALUATIONS	REMARKS
PIPING WELDS									
DBB-120-2-5-A	Pipe to Elbow	80A2771	C-G	C2.1	UT	2771-415, 416, 417	NO	N/A	
SUPPORT EXAMINATIONS									
DBB-120-2-H-1	Pipe Support	80A2777	C-E-2	C2.6	VT	2777-685	NO	N/A	
DBB-120-2-H-2	Pipe Support	80A2777	C-E-2	C2.6	VT	2777-750	NO	N/A	
DBB-120-2-H-3	Pipe Support	80A2777	C-E-2	C2.6	VT	2777-915	NO	N/A	
DBB-120-2-H-4	Pipe Support	80A2777	C-E-2	C2.6	VT	2777-631F, 631 PV	NO	N/A	
DBB-120-2-H-5	Pipe Support, Sleeve	80A2775	C-E-1	C3.40	PT	2775-124	NO	N/A	Note 1
	Pipe Support	80A2777	C-E-2	C2.6	VT	2777-914	NO	N/A	
DBB-120-2-H-6	Pipe Support	80A2777	C-E-2	C2.6	VT	2777-81 PV, 81F	NO	N/A	

System: HPCI
 Reference Drawing: No. DBB-120-2
 Susquehanna Final Report

NES
 80A2804

Rev: 3 Page: 23 of 30

COMPONENT IDENTIFICATION	COMPONENT DESCRIPTION	PROCEDURE NUMBER	CODE CATEGORY	CODE ITEM NUMBER	CODE EXAM METHOD	DATA SHEET	INDICATIONS	EVALUATIONS	REMARKS
SUPPORT EXAMINATIONS									
DBB-120-2-H-7	Pipe Support	80A2777	C-E-2	C2.6	VT	2777-82 PV, 82F	NO	N/A	
DBB-120-2-H-21	Pipe Support	80A2777	C-E-2	C2.6	VT	2777-83 PV, 83F	NO	N/A	
DBB-120-2-H-29	Pipe Support	80A2777	C-E-2	C2.6	VT	2777-630F, 630 PV	NO	N/A	
DBB-120-2-H-30	Pipe Support	80A2777	C-E-2	C2.6	VT	2777-707F, 707 PV	NO	N/A	
DBB-120-2-H-31	Pipe Support	80A2777	C-E-2	C2.6	VT	2777-1068	NO	N/A	

System: HPCI
 Reference Drawing: No. HDB-108-1
 Susquehanna Final Report

NES

80A2804

Rev: 3 Page: 24 of 30

COMPONENT IDENTIFICATION	COMPONENT DESCRIPTION	PROCEDURE NUMBER	CODE CATEGORY	CODE ITEM NUMBER	CODE EXAM METHOD	DATA SHEET	INDICATIONS	EVALUATIONS	REMARKS
PIPING WELDS									
HDB-108-1-1-A	Pipe to Cap	80A2771	C-G	C2.1	UT	2771-779, 780, 781	NO	N/A	
HDB-108-1-1-C	Tee to Flange	80A2771	C-G	C2.1	UT	2771-779, 780, 781	NO	N/A	
HDB-108-1-1-D	Tee to Flange	80A2771	C-G	C2.1	UT	2771-830, 831, 831	NO	N/A	
HDB-108-1-2-B	Pipe to Elbow	80A2771	C-G	C2.1	UT	2771-779, 780, 781	NO	N/A	
HDB-108-1-2-D	Tee to Pipe	80A2771	C-G	C2.1	UT	2771-779, 780, 781	NO	N/A	
HDB-108-1-2-F	Tee to Flange	80A2771	C-G	C2.1	UT	2771-833, 834, 835	NO	N/A	
HDB-108-1-FW-1	Elbow to Elbow	80A2771	C-G	C2.1	UT	2771-779, 780, 781	NO	N/A	
HDB-108-1-3-B	Pipe to Elbow	80A2771	C-G	C2.1	UT	2771-779, 780, 781	NO	N/A	

System: HPCI
 Reference Drawing: No. HBB-108-1
 Susquehanna Final Report

NES

80A2804

Rev: 3 Page: 25 of 30


COMPONENT IDENTIFICATION	COMPONENT DESCRIPTION	PROCEDURE NUMBER	CODE CATEGORY	CODE ITEM NUMBER	CODE EXAM METHOD	DATA SHEET	INDICATIONS	EVALUATIONS	REMARKS
SUPPORT EXAMINATIONS									
HBB-108-1-H-1	Pipe Support, Stanchion	80A2775	C-E-1	C3.40	PT	2775-106	NO	N/A	Note 1
	Pipe Support	80A2777	C-E-2	C2.6	VT	2777-919	NO	N/A	
HBB-108-1-H-2	Pipe Support	80A2777	C-E-2	C2.6	VT	2777-920	NO	N/A	
HBB-108-1-H-3	Pipe Support, 1 Lug	80A2775	C-E-1	C3.40	PT	2775-122	NO	N/A	Note 1
	Pipe Support	80A2777	C-E-2	C2.6	VT	2777-751F, 751 PV	NO	N/A	
HBB-108-1-H-4	Pipe Support, Stanchion	80A2777	C-E-2	C2.6	VT	2777-923	NO	N/A	
HBB-108-1-H-12	Pipe Support, 12 Lugs	80A2775	C-E-1	C3.40	PT	2775-190	NO	N/A	Note 1
	Pipe Support	80A2777	C-E-2	C2.6	VT	2777-924	NO	N/A	
HBB-108-1-H-11	Pipe Support	80A2777	C-E-2	C2.6	VT	2777-922	NO	N/A	
HBB-108-1-H-15	Pipe Support	80A2777	C-E-2	C2.6	VT	2777-711	NO	N/A	


System: HPCI
 Reference Drawing: No. HDB-108-2
 Susquehanna Final Report

nes

80A2804

Rev: 6 Page: 26 of 30

COMPONENT IDENTIFICATION	COMPONENT DESCRIPTION	PROCEDURE NUMBER	CODE CATEGORY	CODE ITEM NUMBER	CODE EXAM METHOD	DATA SHEET	INDICATIONS	EVALUATIONS	REMARKS
PIPING WELDS									
HDB-108-2-FW-16	Pipe to Elbow	80A2771	C-G	C2.1	UT	2771-1257,1258,1259	NO	N/A	
HDB-108-2-FW-18	Valve 1F049 to Elbow, Double Weld	80A2771	C-G	C2.1	UT	2771-1511, 1512, 1513	NO	N/A	Note 8
HDB-108-2-FW-4	Elbow to Valve HV-E41-F066	80A2771	C-G	C2.1	UT	2771-436, 437, 438	NO	N/A	
HDB-108-2-FW-5	Valve HV-E41-F066 to Flued Head Penetration X-210	80A2771	C-G	C2.1	UT	2771-1526, 1527, 1528	NO	N/A	
HDB-108-2-FW-1	Elbow to Pipe	80A2771	C-G	C2.1	UT	2771-1529, 1530, 1531	NO	N/A	Note 3 
SUPPORT EXAMINATIONS									
HDB-108-2-II-5	Pipe Support	80A2777	C-E-2	C2.6	VT	2777-1090	NO	N/A	

COMPONENT IDENTIFICATION	COMPONENT DESCRIPTION	PROCEDURE NUMBER	CODE CATEGORY	CODE EXAM METHOD	DATA SHEET	INDICATIONS	EVALUATIONS	REMARKS
SUPPORT EXAMINATIONS								
HBB-108-2-FW-6	Flued Head to Penetration X-210 Sleeve Integrally Welded Support	80A2775	C-E-1	C3.40	PT	2775-151	NO	N/A Note 1
		80A2777	C-E-2	C2.6	VT	2777-1107	NO	N/A
HBB-108-2-H-6	Pipe Support	80A2777	C-E-2	C2.6	VT	INACCESSIBLE	N/A	N/A Note 12 

System: HPCI
 Reference Drawing: No. HBB-109-1
 Susquehanna Final Report

1125

80A2804

Rev: 4 Page: 28 of 30

COMPONENT IDENTIFICATION	COMPONENT DESCRIPTION	PROCEDURE NUMBER	CODE CATEGORY	CODE ITEM NUMBER	CODE EXAM METHOD	DATA SHEET	INDICATIONS	EVALUATIONS	REMARKS
PIPING WELDS									
HBB-109-1-2A-A	Pipe to Elbow	80A2771	C-G	C2.1	UT	2771-732, 745, 746	NO	N/A	
HBB-109-1-2A-C	Pipe to Elbow	80A2771	C-G	C2.1	UT	2771-732, 745, 746	NO	N/A	
HBB-109-1-FW-7	Pipe to Elbow	80A2771	C-G	C2.1	UT	2771-732, 745, 746	NO	N/A	
HBB-109-1-FW-10	Elbow to Pipe	80A2771	C-G	C2.1	UT	2771-732, 745, 746	NO	N/A	
HBB-109-1-FW-5	Elbow to Pipe	80A2771	C-G	C2.1	UT	2771-732, 745, 746	NO	N/A	
SUPPORT EXAMINATIONS									
HBB-109-1-H-1	Pipe Support	80A2777	C-E-2	C2.6	VT	2777-1099	NO	N/A	

COMPONENT IDENTIFICATION	COMPONENT DESCRIPTION	PROCEDURE NUMBER	CODE CATEGORY	CODE ITEM NUMBER	CODE EXAM METHOD	DATA SHEET	INDICATIONS	EVALUATIONS	REMARKS
SUPPORT EXAMINATIONS									
HBB-109-1-H-3	Pipe Support	80A2777	C-E-2	C2.6	VT	2777-1096	NO	N/A	
HBB-109-1-H-7	Pipe Support	80A2777	C-E-2	C2.6	VT	2777-1115PV, 1115F	NO	N/A	
HBB-109-1-H-4	Pipe Support	80A2777	C-E-2	C2.6	VT	2777-1117PV, 1117F	NO	N/A	
HBB-109-1-H-6	Pipe Support	80A2777	C-E-2	C2.6	VT	2777-1116PV, 1116F	NO	N/A	
HBB-109-1-H-9	Pipe Support	80A2777	C-E-2	C2.6	VT	2777-1100	NO	N/A	
	Pipe Support, 8 Lugs	80A2775	C-E-1	C3.40	PT	2775-115			Note 1
HBB-109-1-H-10	Pipe Support	80A2777	C-E-2	C2.6	VT	2777-1101	NO	N/A	
	Pipe Support, Collar	80A2775	C-E-1	C3.40	PT	2775-246			Note 1
HBB-109-1-H-11	Pipe Support	80A2777	C-E-2	C2.6	VT	2777-1097	NO	N/A	
HBB-109-1-H-12	Pipe Support	80A2777	C-E-2	C2.6	VT	2777-1098	NO	N/A	

System: HPCI
 Reference Drawing: No. VBB-101-1
 Susquehanna Final Report

1125

80A2804

Rev: 4 Page: 30 of 30

COMPONENT IDENTIFICATION	COMPONENT DESCRIPTION	PROCEDURE NUMBER	CODE CATEGORY	CODE ITEM NUMBER	CODE EXAM METHOD	DATA SHEET	INDICATIONS	EVALUATIONS	REMARKS
PIPING WELDS									
VBB-101-1-1-A	Elbow to Flange	80A2771	C-G	C2.1	UT	2771-1134, 1135, 1136	NO	N/A	
VBB-101-1-1-C	Pipe to Elbow	80A2771	C-G	C2.1	UT	2771-1134, 1135, 1136	NO	N/A	
VBB-101-1-1-E	Pipe to Flange	80A2771	C-G	C2.1	UT	2771-1134, 1135, 1136	NO	N/A	
SUPPORT EXAMINATIONS									
VBB-101-1-11-A	Pump 1P-209A Support including Anchor Bolting	80A2777	C-E-2	C2.6	VT	2777-1106	NO	N/A	


REACTOR WATER
CLEANUP EXAMS

System: RCIC
 Reference Drawings: No. HBB-101-1
 Susquehanna Final Report

1125

80A2804

Rev: 7 Page: 1 of ²¹~~22~~

COMPONENT IDENTIFICATION	COMPONENT DESCRIPTION	PROCEDURE NUMBER	CODE CATEGORY	CODE EXAM METHOD	DATA SHEET	INDICATIONS	EVALUATIONS	REMARKS	
PIPING WELDS									
HBB-101-1-FW-10	Valve 1F040 to Pipe	80A2771	C-G	C2.1	UT	2771-1297, 1298, 1299	NO	N/A	
HBB-101-1-FW-4	Valve HV-E51-1F059 to Flued Head Penetration X-215	80A2771	C-G	C2.1	UT	2771-1406, 1407, 1408	NO	N/A	
HBB-101-1-FW-9	Elbow to Valve 1F040	80A2771	C-G	C2.1	UT	2771-1297, 1298, 1299	NO	N/A	Incomplete Exam Notes 3,4
		(80A2775)	N/A	N/A	N/A	2775-239	NO	N/A	
HBB-101-1-FW-3	Pipe to Valve E51-1F059	80A2771	C-G	C2.1	UT	2771-616, 617, 618	NO	N/A	
SUPPORT EXAMINATIONS									
HBB-101-1-H-7	Pipe Support	80A2777	C-E-2	C2.6	VT	2777-811	NO	N/A	
HBB-101-1-FW-5	Flued Head to Penetration X-215 Sleeve Integrally Welded Support	80A2775	C-E-1	C3.40	PT	2775-153	NO	N/A	Note 1
		80A2777	C-E-2	C2.6	VT	2777-1111	NO	N/A	
HBB-101-1-H-8	Pipe Support	80A2777	C-E-2	C2.6	VT	INACCESSIBLE	N/A	N/A	Note 12 

System: Reactor Water Cleanup -
 Reference Drawing: No. DCA-102-1
 Susquehanna Final Report

1125

80A2804

Rev: 6 Page: 2 of 21

COMPONENT IDENTIFICATION	COMPONENT DESCRIPTION	PROCEDURE NUMBER	CODE CATEGORY	CODE ITEM NUMBER	CODE EXAM METHOD	DATA SHEET	INDICATIONS	EVALUATIONS	REMARKS
PIPING WELDS									
DCA-102-1-1A-G	Elbow to Pipe	80A2771	B-J	B4.5	UT	2771-463,464,465	NO	N/A	
DCA-102-1-1A-H	Pipe to Elbow	80A2771	B-J	B4.5	UT	2771-463,464,465	NO	N/A	
DCA-102-1-FW-6	Elbow to Pipe	80A2771	B-J	B4.5	UT	2771-463,464,465	NO	N/A	
DCA-102-1-FW-4	Pipe to Penetration	80A2771	B-J	B4.5	UT	2771-463,464,465	NO	N/A	
DCA-102-1-FW-5	Flued Head to Pipe	80A2771	B-J	B4.5	UT	2771-463,464,465	NO	N/A	
DCA-102-1-FW-8	Pipe to Pipe, Bimetallic	80A2771	B-F	B4.1	UT	2771-923,924,925,926, 927,928	NO	N/A	△
		80A2775			PT	2775-75	NO	N/A	
DCA-102-1-FW-7	Pipe to Valve HV-G33-1F100	80A2771	B-J	B4.5	UT	2771-923,924,925	NO	N/A	

System: Reactor Water Cleanup
 Reference Drawing: No. DCA-102-1
 Susquehanna Final Report

1105
 80A2804

Rev: 4 Page: 3 of 21

COMPONENT IDENTIFICATION	COMPONENT DESCRIPTION	PROCEDURE NUMBER	CODE CATEGORY	CODE ITEM NUMBER	CODE EXAM METHOD	DATA SHEET	INDICATIONS	EVALUATIONS	REMARKS
SUPPORT EXAMINATIONS									
DCA-102-1-11-17	Pipe Support	80A2777	B-K-2	B4.10	VT	2777-728PV, 728F	NO	N/A	
DCA-102-1-11-5	Pipe Support	80A2777	B-K-2	B4.10	VT	2777-219PV, 219F	NO	N/A	
DCA-102-1-11-6	Pipe Support	80A2777	B-K-2	B4.10	VT	2777-378F, 378PV	NO	N/A	
DCA-102-1-11-7	Pipe Support	80A2777	B-K-2	B4.10	VT	2777-180F, 180PV	NO	N/A	
DCA-102-1-11-8	Pipe Support	80A2777	B-K-2	B4.10	VT	2777-377F, 377PV	NO	N/A	
DCA-102-1-11-9	Pipe Support	80A2777	B-K-2	B4.10	VT	2777-379F, 379PV	NO	N/A	

System: Reactor Water Cleanup
 Reference Drawing: No. DCA-102-2
 Susquehanna Final Report

NES
 80A2804

Rev: 4 Page: 4 of 21

COMPONENT IDENTIFICATION	COMPONENT DESCRIPTION	PROCEDURE NUMBER	CODE CATEGORY	CODE ITEM NUMBER	CODE EXAM METHOD	DATA SHEET	INDICATIONS	EVALUATIONS	REMARKS
PIPING WELDS									
DCA-102-2-1-A	Reducer to Tee	80A2771	B-J	B4.5	UT	2771-920,921,922	NO	N/A	
DCA-102-2-1-B	Tee to Pipe	80A2771	B-J	B4.5	UT	2771-481,482,483	NO	N/A	
DCA-102-2-FW-1	Tee to Pipe	80A2771	B-J	B4.5	UT	2771-920,921,922	NO	N/A	
DCA-102-2-1-C	Pipe to Elbow	80A2771	B-J	B4.5	UT	2771-481,482,483	NO	N/A	
DCA-102-2-1-D	Elbow to Pipe	80A2771	B-J	B4.5	UT	2771-481,482,483	NO	N/A	
DCA-102-2-1-E	Pipe to Elbow	80A2771	B-J	B4.5	UT	2771,481,482,483	NO	N/A	
DCA-102-2-1-F	Elbow to Pipe	80A2771	B-J	B4.5	UT	2771-481,482,483	NO	N/A	
DCA-102-2-1-G	Pipe to Elbow	80A2771	B-J	B4.5	UT	2771-481,482,483	NO	N/A	

COMPONENT IDENTIFICATION	COMPONENT DESCRIPTION	PROCEDURE NUMBER	CODE CATEGORY	CODE ITEM NUMBER	CODE EXAM METHOD	DATA SHEET	INDICATIONS	EVALUATIONS	REMARKS
PIPING WELDS									
DCA-102-2-1-H	Elbow to Pipe	80A2771	B-J	B4.5	UT	2771-481,482,483	NO.	N/A	
DCA-102-2-FW-2	Pipe to Pipe	80A2771	B-J	B4.5	UT	2771-481,482,483	NO	N/A	
DCA-102-2-1A-J	Pipe to Elbow	80A2771	B-J	B4.5	UT	2771-481,482,483	NO	N/A	
DCA-102-2-1A-K	Elbow to Pipe	80A2771	B-J	B4.5	UT	2771-481,482,483	NO	N/A	
DCA-102-2-FW-4	Pipe to Penetration	80A2771	B-J	B4.5	UT	2771-481,482,483	NO	N/A	
DCA-102-2-FW-5	Flued Head to Pipe	80A2771	B-J	B4.5	UT	2771-481,482,483	NO	N/A	
DCA-102-2-FW-7	Pipe to Valve HV-G33-1F106	80A2771	B-J	B4.5	UT	2771-917,918,919	NO	N/A	
DCA-102-2-FW-6	Pipe to Pipe - Bimetallic Weld	80A2771	B-F	B4.1	UT	2771-917,918,919,920	NO	N/A	
		80A2775		PT	2775-76	NO	N/A		

System: Reactor Water Cleanup
 Reference Drawing: No. DCA-102-2
 Susquehanna Final Report

1125

80A2804

Rev: 6 Page: 6 of 21

COMPONENT IDENTIFICATION	COMPONENT DESCRIPTION	PROCEDURE NUMBER	CODE CATEGORY	CODE ITEM NUMBER	CODE EXAM METHOD	DATA SHEET	INDICATIONS	EVALUATIONS	REMARKS
SUPPORT EXAMINATIONS									
DCA-102-2-II-3	Pipe Support	80A2777	B-K-2	B4.10	VT	2777-93PV, 93F	NO	N/A	
DCA-102-2-II-4	Pipe Support	80A2777	B-K-2	B4.10	VT	2777-417PV, 417F	NO	N/A	
DCA-102-2-II-2	Pipe Support	80A2777	B-K-2	B4.10	VT	2777-380PV, 380F	NO	N/A	
DCA-102-2-II-1	Pipe Support	80A2777	B-K-2	B4.10	VT	2777-187F, 187PV	NO	N/A	△
DCA-102-2-II-16	Pipe Support	80A2777	B-K-2	B4.10	VT	2777-577F, 577PV	NO	N/A	

COMPONENT IDENTIFICATION	COMPONENT DESCRIPTION	PROCEDURE NUMBER	CODE CATEGORY	CODE ITEM NUMBER	CODE EXAM METHOD	DATA SHEET	INDICATIONS	EVALUATIONS	REMARKS
PIPING WELDS									
DBA-101-1-FW-1	Valve HV-G33-1F100 to Pipe	80A2771	B-J	B4.5	UT	2771-398,400,399,380,381,382	NO	N/A	
DBA-101-1-1-A	Pipe to Elbow	80A2771	B-J	B4.5	UT	2771-398,400,399,380,381,382	NO	N/A	
DBA-101-1-1-B	Elbow to Pipe	80A2771	B-J	B4.5	UT	2771-398,400,399,380,381,382	NO	N/A	
DBA-101-1-1-C	Pipe to Elbow	80A2771	B-J	B4.5	UT	2771-398,400,399,380,381,382	NO	N/A	
DBA-101-1-FW-2	Elbow to Pipe	80A2771	B-J	B4.5	UT	2771-398,400,399,380,381,382	NO	N/A	
DBA-101-1-2-A	Pipe to Reducer	80A2771	B-J	B4.5	UT	2771-398,400,399,380,381,382	NO	N/A	
DBA-101-1-2-B	Reducer to Tee	80A2771	B-J	B4.5	UT	2771-914,915,916	NO	N/A	
DBA-101-1-2-C	Tee to Elbow	80A2771	B-J	B4.5	UT	2771-457,458,459	NO	N/A	

COMPONENT IDENTIFICATION	COMPONENT DESCRIPTION	PROCEDURE NUMBER	CODE CATEGORY	CODE ITEM NUMBER	CODE EXAM METHOD	DATA SHEET	INDICATIONS	EVALUATIONS	REMARKS
PIPING WELDS									
DBA-101-1-2-D	Elbow to Pipe	80A2771	B-J	B4.5	UT	2771-457,458,459	NO	N/A	
DBA-101-1-2-E	Pipe to Elbow	80A2771	B-J	B4.5	UT	2771-457,458,459	NO	N/A	
DBA-101-1-2-F	Elbow to Pipe	80A2771	B-J	B4.5	UT	2771-457,458,459	NO	N/A	
DBA-101-1-FW-5	Pipe to Valve HV-G33-1F102	80A2771	B-J	B4.5	UT	2771-457,458,459	NO	N/A	
DBA-101-1-2-J	Tee to Reducer	80A2771	B-J	B4.5	UT	2771-914,915,916	NO	N/A	
DBA-101-1-2-H	Reducer to Pipe	80A2771	B-J	B4.5	UT	2771-398,400,399	NO	N/A	
DBA-101-1-2-G	Pipe to Elbow	80A2771	B-J	B4.5	UT	2771-398,400,399	NO	N/A	
DBA-101-1-FW-3	Elbow to Pipe	80A2771	B-J	B4.5	UT	2771-398,400,399	NO	N/A	

System: Reactor Water Cleanup
 Reference Drawing: No. DBA-101-1
 Susquehanna Final Report

nes

80A2804

Rev: 4 Page: 9 of 21

COMPONENT IDENTIFICATION	COMPONENT DESCRIPTION	PROCEDURE NUMBER	CODE CATEGORY	CODE ITEM NUMBER	CODE EXAM METHOD	DATA SHEET	INDICATIONS	EVALUATIONS	REMARKS
PIPING WELDS									
DBA-101-1-5-A	Pipe to Elbow	80A2771	B-J	B4.5	UT	2771-398,400,399,380,381,382	NO	N/A	
DBA-101-1-5-B	Elbow to Pipe	80A2771	B-J	B4.5	UT	2771-398,400,399	NO	N/A	
DBA-101-1-FW-4	Pipe to Valve HV-G33-1F106	80A2771	B-J	B4.5	UT	2771-398,400,399,380,381,382	NO	N/A	
DBA-101-1-FW-6	Valve HV-G33-1F102 to Pipe	80A2771	B-J	B4.5	UT	2771-457,458,459	NO	N/A	
DBA-101-1-3-A	Pipe to Tee	80A2771	B-J	B4.5	UT	2771-457,458,459	NO	N/A	
DBA-101-1-FW-25	Tee to Pipe	80A2771	B-J	B4.5	UT	2771-911,912,913	NO	N/A	
DBA-101-1-FW-8	Tee to (Bent) Pipe	80A2771	B-J	B4.5	UT	2771-457,458,459	NO	N/A	
DBA-101-1-FW-15	(Bent) Pipe to Pipe	80A2771	B-J	B4.5	UT	2771-914,915,916	NO	N/A	

COMPONENT IDENTIFICATION	COMPONENT DESCRIPTION	PROCEDURE NUMBER	CODE CATEGORY	CODE ITEM NUMBER	CODE EXAM METHOD	DATA SHEET	INDICATIONS	EVALUATIONS	REMARKS
PIPING WELDS									
DBA-101-1-FW-14	Pipe to Elbow	80A2771	B-J	B4.5	UT	2771-914,915,916	NO	N/A	
DBA-101-1-FW-13	Elbow to Pipe	80A2771	B-J	B4.5	UT	2771-914,915,916	NO	N/A	
DBA-101-1-FW-9	Pipe to Pipe	80A2771	B-J	B4.5	UT	2771-457,458,459	NO	N/A	
DBA-101-1-FW-16	Pipe to Tee	80A2771	B-J	B4.5	UT	2771-911,912,913	NO	N/A	
DBA-101-1-FW-22	Tee to Pipe	80A2771	B-J	B4.5	UT	2771-949,950,951	NO	N/A	
DBA-101-1-FW-23	Pipe to Elbow	80A2771	B-J	B4.5	UT	2771-911,912,913	NO	N/A	
DBA-101-1-3-E	Elbow to Pipe	80A2771	B-J	B4.5	UT	2771-911,912,913	NO	N/A	
DBA-101-1-FW-24	Pipe to Valve HV-G33-1F101	80A2771	B-J	B4.5	UT	2771-911,912,913	NO	N/A	

System: Reactor Water Cleanup
 Reference Drawing: No. DBA-101-1
 Susquehanna Final Report

NES
 80A2804

Rev: 4 Page: 11 of 21

COMPONENT IDENTIFICATION	COMPONENT DESCRIPTION	PROCEDURE NUMBER	CODE CATEGORY	CODE ITEM NUMBER	CODE EXAM METHOD	DATA SHEET	INDICATIONS	EVALUATIONS	REMARKS
PIPING WELDS									
DBA-101-1-FW-17	Tee to Pipe	80A2771	B-J	B4.5	UT	2771-1163,1164,1165	NO	N/A	
DBA-101-1-FW-18	Pipe to Elbow	80A2771	B-J	B4.5	UT	2771-1163,1164,1165	NO	N/A	
DBA-101-1-FW-26	Elbow to Valve IIV-G33-IF103	80A2771	B-J	B4.5	UT	2771-1163,1164,1165	NO	N/A	

COMPONENT IDENTIFICATION	COMPONENT DESCRIPTION	PROCEDURE NUMBER	CODE CATEGORY	CODE ITEM NUMBER	CODE EXAM METHOD	DATA SHEET	INDICATIONS	EVALUATIONS	REMARKS
SUPPORT EXAMINATIONS									
DBA-101-1-11-1	Pipe Support	80A2777	B-K-2	B4.10	VT	2777-418F, 418PV	NO	N/A	
DBA-101-1-11-2	Pipe Support	80A2777	B-K-2	B4.10	VT	2777-491F, 491PV	NO	N/A	
DBA-101-1-11-3	Pipe Support	80A2777	B-K-2	B4.10	VT	2777-492F, 492PV	NO	N/A	
DBA-101-1-11-4	Pipe Support	80A2777	B-K-2	B4.10	VT	2777-331,182PV	NO	N/A	
DBA-101-1-11-7	Pipe Support	80A2777	B-K-2	B4.10	VT	2777-419PV,419F	NO	N/A	
DBA-101-1-11-8	Pipe Support	80A2777	B-K-2	B4.10	VT	2777-493F, 493PV	NO	N/A	
DBA-101-1-11-9	Pipe Support	80A2777	B-K-2	B4.10	VT	2777-575F, 575PV	NO	N/A	
DBA-101-1-11-25	Pipe Support	80A2777	B-K-2	B4.10	VT	2777-733	NO	N/A	

COMPONENT IDENTIFICATION	COMPONENT DESCRIPTION	PROCEDURE NUMBER	CODE CATEGORY	CODE ITEM NUMBER	CODE EXAM METHOD	DATA SHEET	INDICATIONS	EVALUATIONS	REMARKS
SUPPORT EXAMINATIONS									
DBA-101-1-H-26	Pipe Support	80A2777	B-K-2	B4.10	VT	2777-420F, 420PV	NO	N/A	
DBA-101-1-H-27	Pipe Support	80A2777	B-K-2	B4.10	VT	2777-494F, 494PV	NO	N/A	
DBA-101-1-H-30	Pipe Support	80A2777	B-K-2	B4.10	VT	2777-183F, 183PV	NO	N/A	
DBA-101-1-H-31	Pipe Support	80A2777	B-K-2	B4.10	VT	2777-184F, 184PV	NO	N/A	
DBA-101-1-H-32	Pipe Support	80A2777	B-K-2	B4.10	VT	2777-332,195PV	NO	N/A	
DBA-101-1-H-33	Pipe Support	80A2777	B-K-2	B4.10	VT	2777-375F, 375PV	NO	N/A	
DBA-101-1-H-35	Pipe Support	80A2777	B-K-2	B4.10	VT	2777-376F, 376PV	NO	N/A	
DBA-101-1-H-36	Pipe Support	80A2777	B-K-2	B4.10	VT	2777-389F, 389PV	NO	N/A	


COMPONENT IDENTIFICATION	COMPONENT DESCRIPTION	PROCEDURE NUMBER	CODE CATEGORY	CODE ITEM NUMBER	CODE EXAM METHOD	DATA SHEET	INDICATIONS	EVALUATIONS	REMARKS
SUPPORT EXAMINATIONS									
DBA-101-1-H-37	Pipe Support	80A2777	B-K-2	B4.10	VT	2777-186F, 186PV	NO	N/A	
DBA-101-1-H-38	Pipe Support	80A2777	B-K-2	B4.10	VT	2777-92F, 92PV	NO	N/A	
DBA-101-1-H-42	Pipe Support	80A2777	B-K-2	B4.10	VT	2777-333	NO	N/A	
DBA-101-1-H-47	Pipe Support	80A2777	B-K-2	B4.10	VT	2777-576F, 576PV	NO	N/A	
DBA-101-1-H-46	Pipe Support	80A2777	B-K-2	B4.10	VT	2777-689	NO	N/A	

1125


System: Reactor Water Cleanup
Reference Drawing: No. DBA-101-1
Susquehanna Final Report


80A2804

Rev: 6 Page: 15 of 21

COMPONENT IDENTIFICATION	COMPONENT DESCRIPTION	PROCEDURE NUMBER	CODE CATEGORY	CODE ITEM NUMBER	CODE EXAM METHOD	DATA SHEET	INDICATIONS	EVALUATIONS	REMARKS
BOLTING EXAMINATIONS									
DBA-101-1-HV-1F100-B	Valve HV-G33-1F100 Bolting	80A2777	B-G-2	B7.70	VT-1	2777-1043	NO	N/A	Note 1
DBA-101-1-HV-1F102-B	Valve HV-G33-1F102 Bolting	80A2777	B-G-2	B7.70	VT-1	2777-1042	NO	N/A	Note 1
DBA-101-1-HV-1F106-B	Valve HV-G33-1F106 Bolting	80A2777	B-G-2	B7.70	VT-1	2777-1041	NO	N/A	Note 1
DBA-101-1-HV-1F101-B	Valve HV-G33-1F101 Bolting	80A2777	B-G-2	B7.70	VT-1	2777-1040	NO	N/A	Note 1
VALVE EXAMINATIONS									
DBA-101-1-HV-1F102	Valve HV-G33-1F102 Internal Pressure Boundary Surfaces	80A2777	B-M-2	B6.7	VT	INACCESSIBLE	N/A	N/A	Note 3 

COMPONENT IDENTIFICATION	COMPONENT DESCRIPTION	PROCEDURE NUMBER	CODE CATEGORY	CODE ITEM NUMBER	CODE EXAM METHOD	DATA SHEET	INDICATIONS	EVALUATIONS	REMARKS
PIPING WELDS									
DBA-101-2-FW-1	Pipe to Elbow	80A2771	B-J	B4.5	UT	2771-386,389,390	NO	N/A	
DBA-101-2-FW-9	Elbow to (Bent) Pipe	80A2771	B-J	B4.5	UT	2771-386,389,390	NO	N/A	
DBA-101-2-FW-10	(Bent) Pipe to Pipe	80A2771	B-J	B4.5	UT	2771-386,389,390,940,941,942	NO	N/A	
DBA-101-2-FW-11	Pipe to Elbow	80A2771	B-J	B4.5	UT	2771-386,389,390	NO	N/A	
DBA-101-2-FW-2	Elbow to Pipe	80A2771	B-J	B4.5	UT	2771-386,389,390	NO	N/A	
DBA-101-2-2-A	Pipe to Elbow	80A2771	B-J	B4.5	UT	2771-386,389,390	NO	N/A	
DBA-101-2-FW-12	Elbow to Pipe	80A2771	B-J	B4.5	UT	2771-386,389,390	NO	N/A	
DBA-101-2-2-C	Pipe to Elbow	80A2771	B-J	B4.5	UT	2771-386,389,390	NO	N/A	

COMPONENT IDENTIFICATION	COMPONENT DESCRIPTION	PROCEDURE NUMBER	CODE CATEGORY	CODE ITEM NUMBER	CODE EXAM METHOD	DATA SHEET	INDICATIONS	EVALUATIONS	REMARKS
PIPING WELDS									
DBA-101-2-2-D	Elbow to Pipe	80A2771	B-J	B4.5	UT	2771-430,431,432, 386,389,390	NO	N/A	
DBA-101-2-FW-3	Pipe to Elbow	80A2771	B-J	B4.5	UT	2771-430,431,432	NO	N/A	
DBA-101-2-3-A	Elbow to Pipe	80A2771	B-J	B4.5	UT	2771-430,431,432	NO	N/A	
DBA-101-2-3-B	Pipe to Elbow	80A2771	B-J	B4.5	UT	2771-386,389,390	NO	N/A	
DBA-101-2-3-C	Elbow to Pipe	80A2771 (80A2775)	B-J N/A	B4.5 N/A	UT N/A	2771-386,389,390, 386A,389A 2775-205	NO NO	N/A N/A	Note 4 
DBA-101-2-3-D	Pipe to Elbow	80A2771	B-J	B4.5	UT	2771-386,389,390	NO	N/A	
DBA-101-2-3-E	Elbow to Pipe	80A2771	B-J	B4.5	UT	2771-386,389,390	NO	N/A	
DBA-101-2-FW-4	Pipe to Valve HV-G33-1F001	80A2771	B-J	B4.5	UT	2771-386,389,390	NO	N/A	

COMPONENT IDENTIFICATION	COMPONENT DESCRIPTION	PROCEDURE NUMBER	CODE CATEGORY	CODE ITEM NUMBER	CODE EXAM METHOD	DATA SHEET	INDICATIONS	EVALUATIONS	REMARKS
PIPING WELDS									
DBA-101-2-FW-5	Valve HV-G33-1F001 to Elbow	80A2771	B-J	B4.5	UT	2771-386,389,390	NO	N/A	Note 5
DBA-101-2-4-B	Elbow to Pipe	80A2771	B-J	B4.5	UT	2771-1022,1023,1024	NO	N/A	Note 5
DBA-101-2-FW-6	Pipe to Penetration X-14	80A2771	B-J	B4.5	UT	2771-386,941,390,523	NO	N/A	Note 5
DBA-101-2-FW-8	Valve HV-G33-1F004 to Flued Head Penetration X-14	80A2771	B-J	B4.5	UT	2771-1439,1440,1441	NO	N/A	Note 5 
SUPPORT EXAMINATIONS									
DBA-101-2-II-10	Pipe Support	80A2777	B-K-2	B4.10	VT	2777-799	NO	N/A	
DBA-101-2-II-11	Pipe Support	80A2777	B-K-2	B4.10	VT	2777-747	NO	N/A	

System: Reactor Water Cleanup
 Reference Drawing: No. DBA-101-2
 Susquehanna Final Report

1125
 80A2804

Rev: 4 Page: 19 of 21

COMPONENT IDENTIFICATION	COMPONENT DESCRIPTION	PROCEDURE NUMBER	CODE CATEGORY	CODE ITEM NUMBER	CODE EXAM METHOD	DATA SHEET	INDICATIONS	EVALUATIONS	REMARKS
SUPPORT EXAMINATIONS									
DBA-101-2-H-12	Pipe Support	80A2777	B-K-2	B4.10	VT	2777-413F, 413PV	NO	N/A	
DBA-101-2-H-13	Pipe Support	80A2777	B-K-2	B4.10	VT	2777-414F, 414PV	NO	N/A	
DBA-101-2-H-14	Pipe Support	80A2777	B-K-2	B4.10	VT	2777-496F, 496PV	NO	N/A	
DBA-101-2-H-15	Pipe Support	80A2777	B-K-2	B4.10	VT	2777-415F, 415PV	NO	N/A	
DBA-101-2-H-16	Pipe Support	80A2777	B-K-2	B4.10	VT	2777-591F, 591PV	NO	N/A	
DBA-101-2-H-17	Pipe Support	80A2777	B-K-2	B4.10	VT	2777-495F, 495PV	NO	N/A	
DBA-101-2-H-18	Pipe Support	80A2777	B-K-2	B4.10	VT	2777-216PV, 216F	NO	N/A	
DBA-101-2-H-19	Pipe Support	80A2777	B-K-2	B4.10	VT	2777-416F, 416PV	NO	N/A	

COMPONENT IDENTIFICATION	COMPONENT DESCRIPTION	PROCEDURE NUMBER	CODE CATEGORY	CODE ITEM NUMBER	CODE EXAM METHOD	DATA SHEET	INDICATIONS	EVALUATIONS	REMARKS
SUPPORT EXAMINATIONS									
DBA-101-2-H-20	Pipe Support	80A2777	B-K-2	B4.10	VT	2777-800	NO	N/A	
DBA-101-2-H-21	Pipe Support	80A2777	B-K-2	B4.10	VT	2777-732	NO	N/A	
DBA-101-2-FW-7	Flued Head to Penetration X-14 Sleeve Integrally Welded Support	80A2775	B-K-1	B10.10	PT	2775-150	NO	N/A	Note 1
		80A2777	B-K-2	B4.10	VT	2777-1112	NO	N/A	
DBA-101-2-H-40	Pipe Support	80A2777	B-K-2	B4.10	VT	2777-812	NO	N/A	
DBA-101-2-H-45	Pipe Support	80A2777	B-K-2	B4.10	VT	2777-687	NO	N/A	
DBA-101-2-H-44	Pipe Support	80A2777	B-K-2	B4.10	VT	2777-688	NO	N/A	
DBA-101-2-H-41	Pipe Support	80A2777	B-K-2	B4.10	VT	2777-813	NO	N/A	

System: Reactor Water Cleanup
 Reference Drawings: No. DBA-101-2
 Susquehanna Final Report

1125
 80A2804

Rev: 4 Page: 21 of 21

COMPONENT IDENTIFICATION	COMPONENT DESCRIPTION	PROCEDURE NUMBER	CODE CATEGORY	CODE ITEM NUMBER	CODE EXAM METHOD	DATA SHEET	INDICATIONS	EVALUATIONS	REMARKS
VALVE EXAMINATIONS									
DBA-101-2-HV-1F001	Valve HV-G33-1F001 Internal Pressure Boundary Surfaces	80A2777	B-M-2	B6.7	VT	INACCESSIBLE	N/A	N/A	Note 3
BOLTING EXAMINATIONS									
DBA-101-2-HV-1F001-B	Valve HV-G33-1F001 Bolting	80A2777	B-G-2	B7.70	VT-1	2777-1047	NO	N/A	Note 1
DBA-101-2-HV-1F004-B	Valve HV-G33-1F004 Bolting	80A2777	B-G-2	B7.70	VT-1	2777-1048	NO	N/A	Note 1






System: RCIC
 Reference Drawing: No. HDB-101-1
 Susquehanna Final Report

1105

80A2804

Rev: 6 Page: 1 of 22

COMPONENT IDENTIFICATION	COMPONENT DESCRIPTION	PROCEDURE NUMBER	CODE CATEGORY	CODE ITEM NUMBER	CODE EXAM METHOD	DATA SHEET	INDICATIONS	EVALUATIONS	REMARKS
PIPING WELDS									
HDB-101-1-FW-10	Valve 1F040 to Pipe	80A2771	C-G	C2.1	UT	2771-1297, 1298, 1299	NO	N/A	
HDB-101-1-FW-4	Valve HV-E51-1F059 to Flued Head Penetration X-215	80A2771	C-G	C2.1	UT	2771-1406, 1407, 1408	NO	N/A	
HDB-101-1-FW-9	Elbow to Valve 1F040	80A2771	C-G	C2.1	UT	2771-1297, 1298, 1299	NO	N/A	Incomplete Exam Notes 3,4
		(80A2775)	N/A	N/A	N/A	2775-239	NO	N/A	
HDB-101-1-FW-3	Pipe to Valve E51-1F059	80A2771	C-G	C2.1	UT	2771-616, 617, 618	NO	N/A	
SUPPORT EXAMINATIONS									
HDB-101-1-11-7	Pipe Support	80A2777	C-E-2	C2.6	VT	2777-811	NO	N/A	
HDB-101-1-FW-5	Flued Head to Penetration X-215 Sleeve Integrally Welded Support	80A2775	C-E-1	C3.40	PT	2775-153	NO	N/A	Note 1
		80A2777	C-E-2	C2.6	VT	2777-1111	NO	N/A	
HDB-101-1-11-8	Pipe Support	80A2777	C-E-2	C2.6	VT	INACCESSIBLE	N/A	N/A	

System: RCIC
 Reference Drawing: No. HBB-101-2
 Susquehanna Final Report



Rev: 3 Page: 2 of 22

COMPONENT IDENTIFICATION	COMPONENT DESCRIPTION	PROCEDURE NUMBER	CODE CATEGORY	CODE ITEM NUMBER	CODE EXAM METHOD	DATA SHEET	INDICATIONS	EVALUATIONS	REMARKS
PIPING WELDS									
HBB-101-2-1-A	Pipe to Cap	80A2771	C-G	C2.1	UT	2771-701, 702, 703	NO	N/A	
HBB-101-2-1-C	Tee to Flange	80A2771	C-G	C2.1	UT	2771-704, 705, 706	NO	N/A	
HBB-101-2-2-A	Flange to Pipe	80A2771	C-G	C2.1	UT	2771-701, 702, 703	NO	N/A	
HBB-101-2-2-C	Elbow to Tee	80A2771	C-G	C2.1	UT	2771-701, 702, 703	NO	N/A	
HBB-101-2-2-E	Pipe to Elbow	80A2771	C-G	C2.1	UT	2771-701, 702, 703	NO	N/A	
HBB-101-2-FW-1	Elbow to Pipe	80A2771	C-G	C2.1	UT	2771-701, 702, 703	NO	N/A	
HBB-101-2-3-B	Elbow to Pipe	80A2771	C-G	C2.1	UT	2771-701, 702, 703	NO	N/A	
HBB-101-2-4-A	Elbow to Pipe	80A2771	C-G	C2.1	UT	2771-704, 705, 706	NO	N/A	

System: RCIC
 Reference Drawing: No. HBB-101-2
 Susquehanna Final Report



Rev: 3 Page: 3 of 22

COMPONENT IDENTIFICATION	COMPONENT DESCRIPTION	PROCEDURE NUMBER	CODE CATEGORY	CODE ITEM NUMBER	CODE EXAM METHOD	DATA SHEET	INDICATIONS	EVALUATIONS	REMARKS
SUPPORT EXAMINATIONS									
HBB-101-2-H-1	Pipe Support, 4 Lugs	80A2775	C-E-1	C3.40	PT	2775-114	NO	N/A	Note 1
	Pipe Support	80A2777	C-E-2	C2.6	VT	2777-818	NO	N/A	
HBB-101-2-H-2	Pipe Support, Stanchion	80A2775	C-E-1	C3.40	PT	2775-118, 118RI	NO	N/A	Note 1
	Pipe Support	80A2777	C-E-2	C2.6	VT	2777-113PV, 113F	NO	N/A	
HBB-101-2-H-3	Pipe Support	80A2777	C-E-2	C2.6	VT	2777-948	NO	N/A	
HBB-101-2-H-4	Pipe Support	80A2777	C-E-2	C2.6	VT	2777-756	NO	N/A	
HBB-101-2-H-6	Pipe Support, 8 Lugs	80A2775	C-E-1	C3.40	PT	2775-113, 113RI	NO	N/A	Note 1
	Pipe Support	80A2777	C-E-2	C2.6	VT	2777-112PV, 112F	NO	N/A	
HBB-101-2-H-9	Pipe Support	80A2777	C-E-2	C2.6	VT	2777-949	NO	N/A	
	Pipe Support, Sleeve	80A2775	C-E-1	C3.40	VT	2775-207	NO	N/A	
HBB-101-2-H-10	Pipe Support	80A2777	C-E-2	C2.6	VT	2777-872	NO	N/A	

System: RCIC
 Reference Drawing: No. HDB-102-1
 Susquehanna Final Report

nes

80A2804

Rev: 3 Page: 4 of 22

COMPONENT IDENTIFICATION	COMPONENT DESCRIPTION	PROCEDURE NUMBER	CODE CATEGORY	CODE ITEM NUMBER	CODE EXAM METHOD	DATA SHEET	INDICATIONS	EVALUATIONS	REMARKS
PIPING WELDS									
HDB-102-1-2-D	Elbow to Pipe	80A2771	C-G	C2.1	UT	2771-418, 419, 420	NO	N/A	
HDB-102-1-2-C	Pipe to Elbow	80A2771	C-G	C2.1	UT	2771-418, 419, 420	NO	N/A	
HDB-102-1-2-A	Pipe to Elbow	80A2771	C-G	C2.1	UT	2771-839, 840, 841	NO	N/A	
HDB-102-1-1-D	Pipe to Elbow	80A2771	C-G	C2.1	UT	2771-764, 765, 766	NO	N/A	
HDB-102-1-1-A	Tee to Elbow	80A2771	C-G	C2.1	UT	2771-764, 765, 766	NO	N/A	
SUPPORT EXAMINATIONS									
HDB-102-1-H-1	Pipe Support	80A2777	C-E-2	C2.6	VT	2777-1081PV, 1081F	NO	N/A	

System: RCIC
 Reference Drawing: No. HBB-102-1
 Susquehanna Final Report

1125
 80A2804

Rev: 3 Page: 5 of 22

COMPONENT IDENTIFICATION	COMPONENT DESCRIPTION	PROCEDURE NUMBER	CODE CATEGORY	CODE ITEM NUMBER	CODE EXAM METHOD	DATA SHEET	INDICATIONS	EVALUATIONS	REMARKS
SUPPORT EXAMINATIONS									
HBB-102-1-H-3	Pipe Support	80A2777	C-E-2	C2.6	VT	2777-1082PV, 1082F	NO	N/A	
HBB-102-1-H-4	Pipe Support, 4 Lugs	80A2775	C-E-1	C3.40	PT	2775-119	NO	N/A	Note 1
	Pipe Support	80A2777	C-E-2	C2.6	VT	2777-1083	NO	N/A	
HBB-102-1-H-15	Pipe Support	80A2777	C-E-2	C2.6	VT	2777-1071	NO	N/A	
	Pipe Support, Collar	80A2775	C-E-1	C3.40	PT	2775-245	NO	N/A	Note 1
HBB-102-1-H-17	Pipe Support	80A2777	C-E-2	C2.6	VT	2777-1076	NO	N/A	

COMPONENT IDENTIFICATION	COMPONENT DESCRIPTION	PROCEDURE NUMBER	CODE CATEGORY	CODE ITEM NUMBER	CODE EXAM METHOD	DATA SHEET	INDICATIONS	EVALUATIONS	REMARKS
PIPING WELDS									
EBB-103-1-FW-8	Pipe to Discharge Nozzle	80A2771	C-F	C2.1	UT	2771-598, 599, 600	NO	N/A	
EBB-103-1-4-A	Pipe to Elbow	80A2771	C-F	C2.1	UT	2771-598, 599, 600	NO	N/A	
EBB-103-1-4-B	Elbow to Pipe	80A2771	C-F	C2.1	UT	2771-598, 599, 600	NO	N/A	
EBB-103-1-4-C	Elbow to Pipe	80A2771	C-F	C2.1	UT	2771-598, 599, 600	NO	N/A	
EBB-103-1-4-D	Elbow to Pipe	80A2771	C-F	C2.1	UT	2771-598, 599, 600	NO	N/A	
EBB-103-1-FW-2	Pipe to Elbow	80A2771	C-F	C2.1	UT	2771-598, 599, 600	NO	N/A	
EBB-103-1-3-A	Elbow to Pipe	80A2771	C-F	C2.1	UT	2771-598, 599, 600	NO	N/A	
EBB-103-1-3-B	Pipe to Elbow	80A2771	C-F	C2.1	UT	2771-598, 599, 600	NO	N/A	

System: RCIC
 Reference Drawing: No. EBB-103-1
 Susquehanna Final Report



Rev: 3 Page: 7 of 22

COMPONENT IDENTIFICATION	COMPONENT DESCRIPTION	PROCEDURE NUMBER	CODE CATEGORY	CODE ITEM NUMBER	CODE EXAM METHOD	DATA SHEET	INDICATIONS	EVALUATIONS	REMARKS
PIPING WELDS									
EBB-103-1-3-C	Elbow to Pipe	80A2771	C-F	C2.1	UT	2771-598, 599, 600	NO	N/A	
EBB-103-1-3-D	Pipe to Flange	80A2771	C-F	C2.1	UT	2771-598, 599, 600	NO	N/A	
EBB-103-1-2-A	Flange to Pipe	80A2771	C-F	C2.1	UT	2771-598, 599, 600	NO	N/A	
EBB-103-1-2-B	Pipe to Elbow	80A2771	C-F	C2.1	UT	2771-598, 599, 600	NO	N/A	
EBB-103-1-FW-3	Elbow to Pipe	80A2771	C-F	C2.1	UT	2771-598, 599, 600	NO	N/A	
EBB-103-1-1-A	Pipe to Elbow	80A2771	C-F	C2.1	UT	2771-598, 599, 600	NO	N/A	
EBB-103-1-1-B	Elbow to Pipe	80A2771	C-F	C2.1	UT	2771-598, 599, 600	NO	N/A	

System: RCIC
 Reference Drawing: No. EBB-103-1
 Susquehanna Final Report



80A2804

Rev: 3 Page: 8 of 22

COMPONENT IDENTIFICATION	COMPONENT DESCRIPTION	PROCEDURE NUMBER	CODE CATEGORY	CODE ITEM NUMBER	CODE EXAM METHOD	DATA SHEET	INDICATIONS	EVALUATIONS	REMARKS
SUPPORT EXAMINATIONS									
EBB-103-1-H-1	Pipe Support	80A2777	C-E-2	C2.6	VT	2777-791	NO	N/A	
EBB-103-1-H-2	Pipe Support, Saddle	80A2775	C-E-1	C3.40	PT	2775-74	NO	N/A	Note 1
	Pipe Support	80A2777	C-E-2	C2.6	VT	2777-869	NO	N/A	
EBB-103-1-H-3	Pipe Support	80A2777	C-E-2	C2.6	VT	2777-119PV, 119F	NO	N/A	
EBB-103-1-H-5	Pipe Support	80A2777	C-E-2	C2.6	VT	2777-792F, 792PV	NO	N/A	

System: RCIC
 Reference Drawing: No. DBB-121-1
 Susquehanna Final Report

1125

80A2804

Rev: 3 Page: 9 of 22

COMPONENT IDENTIFICATION	COMPONENT DESCRIPTION	PROCEDURE NUMBER	CODE CATEGORY	CODE ITEM NUMBER	CODE EXAM METHOD	DATA SHEET	INDICATIONS	EVALUATIONS	REMARKS
PIPING WELDS									
DBB-121-1-FW-8	Pipe to Valve 1F014	80A2771	C-F	C2.1	UT	2771-475, 476, 477	NO	N/A	
DBB-121-1-FW-2	Valve 1F014 to Pipe	80A2771	C-F	C2.1	UT	2771-475, 476, 477	NO	N/A	
DBB-121-1-FW-3	Pipe to Valve HV-E51-F012	80A2771	C-F	C2.1	UT	2771-601, 602, 603	NO	N/A	
DBB-121-1-FW-4	Valve HV-E51-F012 to Pipe	80A2771	C-F	C2.1	UT	2771-475, 476, 477	NO	N/A	
DBB-121-1-3-A	Pipe to Elbow	80A2771	C-F	C2.1	UT	2771-475, 476, 477	NO	N/A	
DBB-121-1-3-B	Elbow to Pipe	80A2771	C-F	C2.1	UT	2771-475, 476, 477	NO	N/A	
DBB-121-1-3-C	Pipe to Elbow	80A2771	C-F	C2.1	UT	2771-601, 602, 603	NO	N/A	
DBB-121-1-3-D	Elbow to Pipe	80A2771	C-F	C2.1	UT	2771-601, 602, 603	NO	N/A	

System: RCIC
 Reference Drawing: No. DBB-121-1
 Susquehanna Final Report



80A2809

Rev.: 3 Page: 10 of 22

COMPONENT IDENTIFICATION	COMPONENT DESCRIPTION	PROCEDURE NUMBER	CODE CATEGORY	CODE ITEM NUMBER	CODE EXAM METHOD	DATA SHEET	INDICATIONS	EVALUATIONS	REMARKS
PIPING WELDS									
DBB-121-1-3-E	Pipe to Elbow	80A2771	C-F	C2.1	UT	2771-601, 602, 603	NO	N/A	
DBB-121-1-FW-5	Elbow to Pipe	80A2771	C-F	C2.1	UT	2771-601, 602, 603	NO	N/A	
DBB-121-1-1-A	Pipe to Tee	80A2771	C-F	C2.1	UT	2771-475, 476, 477	NO	N/A	
DBB-121-1-1-B	Tee to Pipe	80A2771	C-F	C2.1	UT	2771-475, 476, 477	NO	N/A	
DBB-121-1-1-C	Pipe to Elbow	80A2771	C-F	C2.1	UT	2771-475, 476, 477	NO	N/A	
SUPPORT EXAMINATIONS									
DBB-121-1-H-1	Pipe Support	80A2777	C-E-2	C2.6	VT	2777-870	NO	N/A	
DBB-121-1-H-2	Pipe Support	80A2777	C-E-2	C2.6	VT	2777-626PV, 626F	NO	N/A	

System: RCIC
 Reference Drawing: No. DBB-121-1
 Susquehanna Final Report

1105
 80A2809

Rev: 3 Page: 11 of 22

COMPONENT IDENTIFICATION	COMPONENT DESCRIPTION	PROCEDURE NUMBER	CODE CATEGORY	CODE ITEM NUMBER	CODE EXAM METHOD	DATA SHEET	INDICATIONS	EVALUATIONS	REMARKS
SUPPORT EXAMINATIONS									
DBB-121-1-H-3	Pipe Support	80A2777	C-E-2	C2.6	VT	2777-627F, 627PV	NO	N/A	
DBB-121-1-H-4	Pipe Support	80A2777	C-E-2	C2.6	VT	2777-787	NO	N/A	
DBB-121-1-H-5	Pipe Support	80A2777	C-E-2	C2.6	VT	2777-629	NO	N/A	
DBB-121-1-H-6	Pipe Support	80A2777	C-E-2	C2.6	VT	2777-1103	NO	N/A	
DBB-121-1-H-7	Pipe Support, Saddle	80A2775	C-E-1	C3.40	PT	2775-108	NO	N/A	Note 1
	Pipe Support	80A2777	C-E-2	C2.6	VT	2777-628F, 628PV	NO	N/A	

System: RCIC
 Reference Drawing: No. DBA-105-1
 Susquehanna Final Report

1105
 80A2804

Rev: 3 Page: 12 of 22

COMPONENT IDENTIFICATION	COMPONENT DESCRIPTION	PROCEDURE NUMBER	CODE CATEGORY	CODE ITEM NUMBER	CODE EXAM METHOD	DATA SHEET	INDICATIONS	EVALUATIONS	REMARKS
PIPING WELDS									
DBA-105-1-FW-8	Valve HV-E51-F008 to Flued Head Penetration X10	80A2771	B-J	B4.5	UT	2771-1433, 1434, 1435	NO	N/A	Note 5
DBA-105-1-FW-6	Penetration X10 to Pipe	80A2771	B-J	B4.5	UT	2771-896, 897, 898	NO	N/A	Note 5
DBA-105-1-4-C	Pipe to Elbow	80A2771	B-J	B4.5	UT	2771-421, 422, 423	NO	N/A	Note 5
DBA-105-1-4-B	Elbow to Pipe	80A2771	B-J	B4.5	UT	2771-421, 422, 423	NO	N/A	Note 5
DBA-105-1-FW-5	Pipe to Valve HV-E51-F007	80A2771	B-J	B4.5	UT	2771-421, 422, 423	NO	N/A	Note 5
DBA-105-1-FW-4	Valve HV-E51-F007 to Pipe	80A2771	B-J	B4.5	UT	2771-421, 422, 423	NO	N/A	
DBA-105-1-3-B	Pipe to Elbow	80A2771	B-J	B4.5	UT	2771-421, 422, 423	NO	N/A	
DBA-105-1-3-C	Elbow to Bent Pipe	80A2771	B-J	B4.5	UT	2771-421, 422, 423	NO	N/A	

System: RCIC
 Reference Drawing: No. DBA-105-1
 Susquehanna Final Report

NES

80A2804

Rev: 3 Page: 13 of 22

COMPONENT IDENTIFICATION	COMPONENT DESCRIPTION	PROCEDURE NUMBER	CODE CATEGORY	CODE ITEM NUMBER	CODE EXAM METHOD	DATA SHEET	INDICATIONS	EVALUATIONS	REMARKS
PIPING WELDS									
DBA-105-1-3-D	Bent Pipe to Elbow	80A2771	B-J	B4.5	UT	2771-454, 455, 456	NO	N/A	
DBA-105-1-FW-3	Elbow to Bent Pipe	80A2771	B-J	B4.5	UT	2771-454, 455, 456	NO	N/A	
DBA-105-1-2-C	Bent Pipe to Elbow	80A2771	B-J	B4.5	UT	2771-454, 455, 456	NO	N/A	
DBA-105-1-2-B	Elbow to Pipe	80A2771	B-J	B4.5	UT	2771-454, 455, 456	NO	N/A	
DBA-105-1-2-A	Pipe to Elbow	80A2771	B-J	B4.5	UT	2771-454, 455, 456	NO	N/A	
DBA-105-1-FW-2	Elbow to Elbow	80A2771	B-J	B4.5	UT	2771-454, 455, 456	NO	N/A	
DBA-105-1-1-C	Elbow to Pipe	80A2771	B-J	B4.5	UT	2771-421, 422, 423	NO	N/A	
DBA-105-1-1-B	Pipe to Elbow	80A2771	B-J	B4.5	UT	2771-421, 422, 423	NO	N/A	

System: RCIC
 Reference Drawing: No. DBA-105-1
 Susquehanna Final Report

1125

80A2804

Rev: 3 Page: 14 of 22

COMPONENT IDENTIFICATION	COMPONENT DESCRIPTION	PROCEDURE NUMBER	CODE CATEGORY	CODE ITEM NUMBER	CODE EXAM METHOD	DATA SHEET	INDICATIONS	EVALUATIONS	REMARKS
PIPING WELDS									
DBA-105-1-1-A	Elbow to Pipe	80A2771	B-J	B4.5	UT	2771-421, 422, 423	NO	N/A	
SUPPORT EXAMINATIONS									
DBA-105-1-H-1	Pipe Support	80A2777	B-K-2	B4.10	VT	2777-796	NO	N/A	
DBA-105-1-H-2	Pipe Support	80A2777	B-K-2	B4.10	VT	2777-96PV, 96F	NO	N/A	
DBA-105-1-H-3	Pipe Support	80A2777	B-K-2	B4.10	VT	2777-97PV, 97F	NO	N/A	
DBA-105-1-H-4	Pipe Support	80A2777	B-K-2	B4.10	VT	2777-851	NO	N/A	
DBA-105-1-H-6	Pipe Support	80A2777	B-K-2	B4.10	VT	2777-624PV, 624F	NO	N/A	

System: RCIC
 Reference Drawing: No. DBA-105-1
 Susquehanna Final Report

1125

80A2804

Rev: 3 Page: 15 of 22

COMPONENT IDENTIFICATION	COMPONENT DESCRIPTION	PROCEDURE NUMBER	CODE CATEGORY	CODE ITEM NUMBER	CODE EXAM METHOD	DATA SHEET	INDICATIONS	EVALUATIONS	REMARKS
SUPPORT EXAMINATIONS									
DBA-105-1-H-7	Pipe Support	80A2777	B-K-2	B4.10	VT	2777-409F, 409PV	NO	N/A	
DBA-105-1-H-8	Pipe Support	80A2777	B-K-2	B4.10	VT	2777-173F, 173PV	NO	N/A	
DBA-105-1-H-9	Pipe Support	80A2777	B-K-2	B4.10	VT	2777-174F, 174PV	NO	N/A	
DBA-105-1-H-10	Pipe Support	80A2777	B-K-2	B4.10	VT	2777-175F, 175PV	NO	N/A	
DBA-105-1-H-11	Pipe Support	80A2777	B-K-2	B4.10	VT	2777-696	NO	N/A	
DBA-105-1-H-12	Pipe Support	80A2777	B-K-2	B4.10	VT	2777-98PV, 98F	NO	N/A	
DBA-105-1-H-13	Pipe Support	80A2777	B-K-2	B4.10	VT	2777-410F, 410PV	NO	N/A	
DBA-105-1-H-14	Pipe Support	80A2777	B-K-2	B4.10	VT	2777-411F, 411PV	NO	N/A	

System: RCIC
 Reference Drawing: No. DBA-105-1
 Susquehanna Final Report

1125
 80A2804

Rev: 4 Page: 16 of 22

COMPONENT IDENTIFICATION	COMPONENT DESCRIPTION	PROCEDURE NUMBER	CODE CATEGORY	CODE ITEM NUMBER	CODE EXAM METHOD	DATA SHEET	INDICATIONS	EVALUATIONS	REMARKS
SUPPORT EXAMINATIONS									
DBA-105-1-H-15	Pipe Support	80A2777	B-K-2	B4.10	VT	2777-412F, 412PV	NO	N/A	
DBA-105-1-H-16	Pipe Support	80A2777	B-K-2	B4.10	VT	2777-737	NO	N/A	
DBA-105-1-H-17	Pipe Support	80A2777	B-K-2	B4.10	VT	2777-651	NO	N/A	
DBA-105-1-FW-7	Flued Head to Penetration X-10 Sleeve Integrally Welded Support	80A2775	B-K-1	B10.10	PT	2775-148	NO	N/A	Note 1
		80A2777	B-K-2	B4.10	VT	2777-1108	NO	N/A	
BOLTING EXAMINATIONS									
DBA-105-1-HV-F008-B	Valve HV-E51-F008 Bolting	80A2777	B-G-2	B7.70	VT-1	2777-1051	NO	N/A	Note 1
DBA-105-1-HV-F007-B	Valve HV-E51-F007 Bolting	80A2777	B-G-2	B7.70	VT-1	2777-1052	NO	N/A	Note 1

COMPONENT IDENTIFICATION	COMPONENT DESCRIPTION	PROCEDURE NUMBER	CODE CATEGORY	CODE ITEM NUMBER	CODE EXAM METHOD	DATA SHEET	INDICATIONS	EVALUATIONS	REMARKS
PIPING WELDS									
DBB-121-2-FW-1	Elbow to Pipe	80A2771	C-F	C2.1	UT	2771-484, 486, 487	NO	N/A	
DBB-121-2-6-A	Pipe to Elbow	80A2771	C-F	C2.1	UT	2771-484, 486, 487	NO	N/A	
DBB-121-2-6-B	Elbow to Pipe	80A2771	C-F	C2.1	UT	2771-484, 486, 487	NO	N/A	
DBB-121-2-FW-2	Pipe to Elbow	80A2771	C-F	C2.1	UT	2771-485, 486, 487	NO	N/A	
DBB-121-2-5-A	Elbow to Pipe	80A2771	C-F	C2.1	UT	2771-485, 486, 487	NO	N/A	
DBB-121-2-FW-3	Pipe to Elbow	80A2771	C-F	C2.1	UT	2771-485, 486, 487	NO	N/A	
DBB-121-2-4-A	Elbow to Pipe	80A2771	C-F	C2.1	UT	2771-485, 486, 487	NO	N/A	
DBB-121-2-FW-4	Pipe to Elbow	80A2771	C-F	C2.1	UT	2771-604, 605, 606	NO	N/A	

System: RCIC
 Reference Drawing: No. DBB-121-2
 Susquehanna Final Report



80A2804

Rev: 3 Page: 18 of 22

COMPONENT IDENTIFICATION	COMPONENT DESCRIPTION	PROCEDURE NUMBER	CODE CATEGORY	CODE ITEM NUMBER	CODE EXAM METHOD	DATA SHEET	INDICATIONS	EVALUATIONS	REMARKS
PIPING WELDS									
DBB-121-2-3-A	Elbow to Pipe	80A2771	C-F	C2.1	UT	2771-604, 605, 606	NO	N/A	
DBB-121-2-3-B	Pipe to Elbow	80A2771	C-F	C2.1	UT	2771-604, 605, 606	NO	N/A	
DBB-121-2-3-C	Elbow to Pipe	80A2771	C-F	C2.1	UT	2771-604, 605, 606	NO	N/A	
DBB-121-2-FW-5	Pipe to Elbow	80A2771	C-F	C2.1	UT	2771-484, 605, 606	NO	N/A	
DBB-121-2-2-A	Elbow to Pipe	80A2771	C-F	C2.1	UT	2771-484, 486, 487	NO	N/A	
DBB-121-2-2-B	Pipe to Elbow	80A2771	C-F	C2.1	UT	2771-604, 605, 606	NO	N/A	
DBB-121-2-FW-9	Elbow to Pipe	80A2771	C-F	C2.1	UT	2771-604, 605, 606	NO	N/A	
DBB-121-2-FW-6	Pipe to Elbow	80A2771	C-F	C2.1	UT	2771-604, 605, 606	NO	N/A	

System: RCIC
 Reference Drawing: No. DBB-121-2
 Susquehanna Final Report

1125

80A2804

Rev: 4 Page: 19 of 22

COMPONENT IDENTIFICATION	COMPONENT DESCRIPTION	PROCEDURE NUMBER	CODE CATEGORY	CODE ITEM NUMBER	CODE EXAM METHOD	DATA SHEET	INDICATIONS	EVALUATIONS	REMARKS
PIPING WELDS									
DBB-121-2-FW-10	Elbow to Pipe	80A2771	C-F	C2.1	UT	2771-604, 605, 606	NO	N/A	
SUPPORT EXAMINATIONS									
DBB-121-2-H-8	Pipe Support	80A2777	C-E-2	C2.6	VT	2777-202PV, 202F	NO	N/A	
DBB-121-2-H-9	Pipe Support	80A2777	C-E-2	C2.6	VT	2777-680	NO	N/A	
DBB-121-2-H-10	Pipe Support	80A2777	C-E-2	C2.6	VT	2777-334	NO	N/A	
DBB-121-2-H-11	Pipe Support	80A2777	C-E-2	C2.6	VT	2777-121PV, 121F	NO	N/A	
DBB-121-2-H-12	Pipe Support	80A2777	C-E-2	C2.6	VT	2777-677F, 677PV	NO	N/A	
DBB-121-2-H-13	Pipe Support, 4 Lugs	80A2775	C-E-1	C3.40	PT	2775-123, 123R1, 123R2	NO	N/A	Note 1
	Pipe Support	80A2777	C-E-2	C2.6	VT	2777-868	NO	N/A	

System: RCIC
 Reference Drawing: No. DBB-121-2
 Susquehanna Final Report



Rev: 3 Page: 20 of 22

COMPONENT IDENTIFICATION	COMPONENT DESCRIPTION	PROCEDURE NUMBER	CODE CATEGORY	CODE ITEM NUMBER	CODE EXAM METHOD	DATA SHEET	INDICATIONS	EVALUATIONS	REMARKS
SUPPORT EXAMINATIONS									
DBB-121-2-H-14	Pipe Support, Saddle	80A2775	C-E-1	C3.40	PT	2775-84	NO	N/A	Note 1
	Pipe Support	80A2777	C-E-2	C2.6	VT	2777-681F, 681PV	NO	N/A	
DBB-121-2-H-15	Pipe Support	80A2777	C-E-2	C2.6	VT	2777-947	NO	N/A	
DBB-121-2-H-16	Pipe Support	80A2777	C-E-2	C2.6	VT	2777-122PV, 122F	NO	N/A	
DBB-121-2-H-17	Pipe Support	80A2777	C-E-2	C2.6	VT	2777-682	NO	N/A	
DBB-121-2-H-18	Pipe Support	80A2777	C-E-2	C2.6	VT	2777-123PV, 123F	NO	N/A	
DBB-121-2-H-19	Pipe Support	80A2777	C-E-2	C2.6	VT	2777-678F, 678PV	NO	N/A	
DBB-121-2-H-20	Pipe Support	80A2777	C-E-2	C2.6	VT	2777-679F, 679PV	NO	N/A	
DBB-121-2-H-21	Pipe Support, 4 Lugs and Saddle	80A2775	C-E-1	C3.40	PT	2775-85, 85R1, 85R2	NO	N/A	Note 1
	Pipe Support	80A2777	C-E-2	C2.6	VT	2777-124F, 124PV	NO	N/A	

COMPONENT IDENTIFICATION	COMPONENT DESCRIPTION	PROCEDURE NUMBER	CODE CATEGORY	CODE ITEM NUMBER	CODE EXAM METHOD	DATA SHEET	INDICATIONS	EVALUATIONS	REMARKS
SUPPORT EXAMINATIONS									
DBB-121-2-H-23	Pipe Support	80A2777	C-E-2	C2.6	VT	2777-126PV, 126F	NO	N/A	
DBB-121-2-H-22	Pipe Support	80A2777	C-E-2	C2.6	VT	2777-125PV, 125F	NO	N/A	
DBB-121-2-H-24	Pipe Support	80A2777	C-E-2	C2.6	VT	2777-1080	NO	N/A	
DBB-121-2-H-25	Pipe Support	80A2777	C-E-2	C2.6	VT	2777-695	NO	N/A	

System: RCIC
 Reference Drawings: No. DBB-121-3
 Susquehanna Final Report

1125

80A2804

Rev: 6 Page: 22 of 22

COMPONENT IDENTIFICATION	COMPONENT DESCRIPTION	PROCEDURE NUMBER	CODE CATEGORY	CODE ITEM NUMBER	CODE EXAM METHOD	DATA SHEET	INDICATIONS	EVALUATIONS	REMARKS
PIPING WELDS									
DBB-121-3-FW-2	Tee to Valve HV-E51-F013	80A2771	C-F	C2.1	UT	2771-613, 614, 615, 613A, 614A	NO	N/A	
DBB-121-3-FW-3	Valve HV-E51-F013 to Pipe	80A2771	C-F	C2.1	UT	2771-613, 614, 615	NO	N/A	Note 5
DBB-121-3-FW-5	Pipe to Elbow	80A2771	C-F	C2.1	UT	2771-613, 614, 615, 1157, 1158, 1159	NO	N/A	Note 5 △ 6
DBB-121-3-2-B	Elbow to Pipe	80A2771	C-F	C2.1	UT	2771-613, 614, 615	NO	N/A	Note 5
DBB-121-3-FW-4	Pipe to Tee ^{SWA}	80A2771	C-F	C2.1	UT	2771-613, 614, 615, 1157, 1158, 1159	NO	N/A	Note 5 △ 6
DBB-121-3-FW-1	Tee to Pipe	80A2771	C-F	C2.1	UT	2771-1382, 1383, 1384	NO	N/A	

System: Reactor Recirculation
 Reference Drawing: No. YRR-B31-1
 Susquehanna Final Report



Rev: 3 Page: 1 of 36

COMPONENT IDENTIFICATION	COMPONENT DESCRIPTION	PROCEDURE NUMBER	CODE CATEGORY	CODE ITEM NUMBER	CODE EXAM METHOD	DATA SHEET	INDICATIONS	EVALUATIONS	REMARKS
PIPING WELDS									
YRR-B31-1-FW-A1	Nozzle NIA Safeend to Pipe	80A2771	B-J	B4.5	UT	2771-1113, 1114, 1115	NO	N/A	
YRR-B31-1-9-A	Pipe to Elbow	80A2771	B-J	B4.5	UT	2771-557, 559, 561	NO	N/A	
YRR-B31-1-9-C	Elbow Longitudinal Seam Max.	80A2771	B-J	B4.5	UT	2771-557, 560, 558	NO	N/A	
YRR-B31-1-9-D	Elbow Longitudinal Seam Min.	80A2771	B-J	B4.5	UT	2771-557, 560, 558	NO	N/A	
YRR-B31-1-9-B	Elbow to Pipe	80A2771	B-J	B4.5	UT	2771-557, 559, 561	NO	N/A	
YRR-B31-1-FW-A2	Pipe to Pipe	80A2771	B-J	B4.5	UT	2771-557, 559, 561	NO	N/A	
YRR-B31-1-10-H	Pipe to Pipe	80A2771	B-J	B4.5	UT	2771-566, 567, 568	NO	N/A	
YRR-B31-1-10-F	Pipe to Elbow	80A2771	B-J	B4.5	UT	2771-566, 567, 568	NO	N/A	

COMPONENT IDENTIFICATION	COMPONENT DESCRIPTION	PROCEDURE NUMBER	CODE CATEGORY	CODE ITEM NUMBER	CODE EXAM METHOD	DATA SHEET	INDICATIONS	EVALUATIONS	REMARKS
PIPING WELDS									
VRR-B31-1-10-J	Pipe Longitudinal Seam	80A2771	B-J	B4.5	UT	2771-662, 663, 664	NO	N/A	Incomplete Exam Note 2
VRR-B31-1-10-M	Elbow Longitudinal Seam Min.	80A2771	B-J	B4.5	UT	2771-566, 567, 568	NO	N/A	Incomplete Exam Note 2
VRR-B31-1-9-F	Pipe Longitudinal Seam	80A2771	B-J	B4.5	UT	2771-557, 560, 558	NO	N/A	
VRR-B31-1-10-L	Elbow Longitudinal Seam Max.	80A2771	B-J	B4.5	UT	2771-566, 567, 568	NO	N/A	Incomplete Exam Note 2
VRR-B31-1-FW-A3	Elbow to Valve HV-B31-1F023A	80A2771	B-J	B4.5	UT	2771-566, 567, 568	NO	N/A	
VRR-B31-1-FW-A4	Valve HV-B31-1F023A to Pipe	80A2771	B-J	B4.5	UT	2771-566, 567, 568	NO	N/A	
VRR-B31-1-11-E	Pipe to Half Coupling	80A2775	B-J	B4.8	PT	2775-45	NO	N/A	
VRR-B31-1-A-29	TE IN023A Connection	80A2775	B-J	B4.7	PT	2775-59	NO	N/A	

COMPONENT IDENTIFICATION	COMPONENT DESCRIPTION	PROCEDURE NUMBER	CODE CATEGORY	CODE ITEM NUMBER	CODE EXAM METHOD	DATA SHEET	INDICATIONS	EVALUATIONS	REMARKS
PIPING WELDS									
VRR-B31-1-11-A	Pipe to Weldolet	80A2775	B-J	B4.7	PT	2775-45	NO	N/A	
VRR-B31-1-11-F	Weldolet to Pipe	80A2771	B-J	B4.5	UT	2771-569, 570, 571	NO	N/A	
VRR-B31-1-11-G	Pipe to Flange	80A2771	B-J	B4.5	UT	2771-569, 570, 571	NO	N/A	
VRR-B31-1-11-B	Pipe to Weldolet	80A2775	B-J	B4.7	PT	2775-35	NO	N/A	
VRR-B31-1-11-D	Pipe to Elbow	80A2771	B-J	B4.5	UT	2771-566, 567, 568	NO	N/A	
VRR-B31-1-11-H	Elbow Longitudinal Seam Min.	80A2771	B-J	B4.5	UT	2771-566, 567, 568	NO	N/A	
VRR-B31-1-11-J	Elbow Longitudinal Seam Max.	80A2771	B-J	B4.5	UT	2771-565, 567, 568	NO	N/A	
VRR-B31-1-FW-A5	Elbow to Reactor Recirculation Pump 1P-401A	80A2771	B-J	B4.5	UT	2771-565, 567, 568	NO	N/A	

System: Reactor Recirculation
 Reference Drawing: No. VRR-B31-1
 Susquehanna Final Report

nes



80A2804



Rev: 5 Page: 4 of 36

COMPONENT IDENTIFICATION	COMPONENT DESCRIPTION	PROCEDURE NUMBER	CODE CATEGORY	CODE ITEM NUMBER	CODE EXAM METHOD	DATA SHEET	INDICATIONS	EVALUATIONS	REMARKS
PIPING WELDS									
VRR-B31-1-FW-A6	Reactor Recirculation Pump IP-401A to Pipe	80A2771	B-J	B4.5	UT	2771-572, 574, 573	NO	N/A	
VRR-B31-1-1-A	Weldolet to Pipe	80A2775	B-J	B4.7	PT	2775-36	NO	N/A	
VRR-B31-1-FW-A20	Pipe to Weldolet	80A2771	B-J	B4.5	UT	2771-1104, 1105, 1106	NO	N/A	⚠
VRR-B31-1-FW-A7	Pipe to Valve HV-B31-1F031A	80A2771	B-J	B4.5	UT	2771-572, 574, 573	NO	N/A	
VRR-B31-1-FW-A8	Valve HV-B31-1F031A to Elbow	80A2771	B-J	B4.5	UT	2771-575, 574, 573	NO	N/A	
VRR-B31-1-2-A	Elbow to Pipe	80A2771	B-J	B4.5	UT	2771-575, 574, 573	NO	N/A	
VRR-B31-1-2-V	Tee Longitudinal Seam	80A2771	B-J	B4.5	UT	2771-1363,1364,1365	NO	N/A	Incomplete Exam Note 3
VRR-B31-1-FW-A9	Tee to Cross	80A2771	B-J	B4.5	UT	2771-1357,1358,1359	NO	N/A	

COMPONENT IDENTIFICATION	COMPONENT DESCRIPTION	PROCEDURE NUMBER	CODE CATEGORY	CODE ITEM NUMBER	CODE EXAM METHOD	DATA SHEET	INDICATIONS	EVALUATIONS	REMARKS
PIPING WELDS									
VRR-B31-1-3-F	Cross to Reducer	80A2771	B-J	B4.5	UT	2771-575, 876, 877	NO	N/A	
VRR-B31-1-3-D	Cross to Pipe	80A2771	B-J	B4.5	UT	2771-562, 563, 564	NO	N/A	
VRR-B31-1-3-M	Cross to Pipe	80A2771	B-J	B4.5	UT	2771-562, 563, 564	NO	N/A	
VRR-B31-1-2-S	Elbow Longitudinal Seam Min.	80A2771	B-J	B4.5	UT	2771-575, 574, 573	NO	N/A	
VRR-B31-1-2-T	Elbow Longitudinal Seam Max.	80A2771	B-J	B4.5	UT	2771-575, 574, 573	NO	N/A	
VRR-B31-1-2-B	Pipe to Weldolet	80A2775	B-J	B4.7	PT	2775-36	NO	N/A	
VRR-B31-1-FW-A24	Weldolet to Valve HV-B31-1F032A	80A2771	B-J	B4.5	UT	INACCESSIBLE	N/A	N/A	Incomplete Exam Note 3
VRR-B31-1-FW-A23	Valve HV-B31-1F032A to Elbow	80A2771	B-J	B4.5	UT	2771-1300,1301,1302	NO	N/A	

COMPONENT IDENTIFICATION	COMPONENT DESCRIPTION	PROCEDURE NUMBER	CODE CATEGORY	CODE ITEM NUMBER	CODE EXAM METHOD	DATA SHEET	INDICATIONS	EVALUATIONS	REMARKS
PIPING WELDS									
VRR-B31-1-2-R	Pipe to Tee	80A2771	B-J	B4.5	UT	2771-575, 574, 573	NO	N/A	
VRR-B31-1-2-U	Tee Longitudinal Seam	80A2771	B-J	B4.5	UT	2771-1363, 1364, 1365	NO	N/A	Incomplete Exam Note 3
VRR-B31-1-3-A	Pipe to Cap	80A2771	B-J	B4.5	UT	2771-562, 563, 564	NO	N/A	
VRR-B31-1-3-J	Pipe to Cap	80A2771	B-J	B4.5	UT	2771-562, 563, 564	NO	N/A	
VRR-B31-1-FW-A10	Sweepolet to Pipe, Double Weld	80A2787	B-J	B4.5	UT	2787-1,2,3,4	NO	N/A	Incomplete Exam Notes 3,8 ✓
VRR-B31-1-FW-A10M	Sweepolet to Pipe, Double Weld	80A2787	B-J	B4.5	UT	2787-1,2,3,4,5	NO	N/A	Incomplete Exam Notes 3,8 ✓
VRR-B31-1-4-B	Pipe to Elbow	80A2771	B-J	B4.5	UT	2771-554, 555, 556	NO	N/A	
VRR-B31-1-4-C	Elbow to Pipe	80A2771	B-J	B4.5	UT	2771-554, 555, 556	NO	N/A	

COMPONENT IDENTIFICATION	COMPONENT DESCRIPTION	PROCEDURE NUMBER	CODE CATEGORY	CODE ITEM NUMBER	CODE EXAM METHOD	DATA SHEET	INDICATIONS	EVALUATIONS	REMARKS
PIPING WELDS									
VRR-B31-1-FW-A15M	Pipe to Nozzle N2F Safe-end	80A2787	B-J	B4.5	UT	2787-27, 28, 29 2812-1, 2	NO	N/A	Notes 3,6 
VRR-B31-1-FW-A11	Sweepolet to Pipe, Double Weld	80A2787	B-J	B4.5	UT	2787-6, 7, 8, 9,	NO	N/A	Incomplete Exam Notes 3,8
VRR-B31-1-FW-A11M	Sweepolet to Pipe, Double Weld	80A2787	B-J	B4.5	UT	2787-6, 7, 8, 9	NO	N/A	Incomplete Exam Notes 3,8
VRR-B31-1-5-B	Pipe to Elbow	80A2771	B-J	B4.5	UT	2771-554, 555, 556	NO	N/A	
VRR-B31-1-5-C	Elbow to Pipe	80A2771	B-J	B4.5	UT	2771-554, 555, 556	NO	N/A	
VRR-B31-1-FW-A16M	Pipe to Nozzle N2G Safe-end	80A2787	B-J	B4.5	UT	2787-33, 34, 35 2812-1, 2	NO	N/A	Notes 3,6 
VRR-B31-1-FW-A12	Reducer to Pipe, Double Weld	80A2787	B-J	B4.5	UT	2787-11, 12, 13, 14, 15, 16 2812-2, 5	NO	N/A	Incomplete Exam Notes 3,6,8
VRR-B31-1-FW-A12M	Reducer to Pipe, Double Weld	80A2787	B-J	B4.5	UT	2787-11, 12, 13, 14, 15, 16 2812-2, 5	NO	N/A	Incomplete Exam Notes 3,6,8

COMPONENT IDENTIFICATION	COMPONENT DESCRIPTION	PROCEDURE NUMBER	CODE CATEGORY	CODE ITEM NUMBER	CODE EXAM METHOD	DATA SHEET	INDICATIONS	EVALUATIONS	REMARKS
PIPING WELDS									
VRR-B31-1-8-B	Pipe to Elbow	80A2771	B-J	B4.5	UT	2771-554, 555, 556	NO	N/A	
VRR-B31-1-8-C	Elbow to Pipe	80A2771	B-J	B4.5	UT	2771-554, 555, 556	NO	N/A	
VRR-B31-1-FW-A17M	Pipe to Nozzle N2H Safe-end	80A2787	B-J	B4.5	UT	2787-37, 38, 36 2812-1, 2	NO	N/A	Notes 3,6 
VRR-B31-1-FW-A13	Sweepolet to Pipe, Double Weld	80A2787	B-J	B4.5	UT	2787-17, 18, 19, 20, 21 2812-4, 5, 7	NO	N/A	Incomplete Exam Notes 3,6,8
VRR-B31-1-FW-A13M	Sweepolet to Pipe, Double Weld	80A2787	B-J	B4.5	UT	2787-17, 18, 19, 20, 21 2812-4, 5, 7	NO	N/A	Incomplete Exam Notes 3,6,8
VRR-B31-1-6-B	Pipe to Elbow	80A2771	B-J	B4.5	UT	2771-554, 555, 556	NO	N/A	
VRR-B31-1-6-C	Elbow to Pipe	80A2771	B-J	B4.5	UT	2771-554, 555, 556	NO	N/A	
VRR-B31-1-FW-A18M	Pipe to Nozzle N2J Safe-end	80A2787	B-J	B4.5	UT	2787-39, 40, 41 2812-1, 2	NO	N/A	Notes 3,6 

COMPONENT IDENTIFICATION	COMPONENT DESCRIPTION	PROCEDURE NUMBER	CODE CATEGORY	CODE ITEM NUMBER	CODE EXAM METHOD	DATA SHEET	INDICATIONS	EVALUATIONS	REMARKS
PIPING WELDS									
VRR-B31-1-FW-A14	Sweepolet to Pipe, Double Weld	80A2787	B-J	B4.5	UT	2787-22, 23, 24, 25, 26 2812-6	NO	N/A	Incomplete Exam Notes 3,6,8 △6
VRR-B31-1-FW-A14M	Sweepolet to Pipe, Double Weld	80A2787	B-J	B4.5	UT	2787-22, 23, 24, 25, 26 2812-6	NO	N/A	Incomplete Exam Notes 3,6,8
VRR-B31-1-7-B	Pipe to Elbow	80A2771	B-J	B4.5	UT	2771-554, 555, 556	NO	N/A	
VRR-B31-1-7-C	Elbow to Pipe	80A2771	B-J	B4.5	UT	2771-554, 555, 556	NO	N/A	
VRR-B31-1-FW-A19M	Pipe to Nozzle N2K Safe-end	80A2787	B-J	B4.5	UT	2787-42, 43, 44 2812-1, 2	NO	N/A	Notes 3,6 △6
VRR-B31-1-3-C	Pipe to Sweepolet	80A2771	B-J	B4.5	UT	2771-562, 563, 564	NO	N/A	
VRR-B31-1-3-B	Pipe to Sweepolet	80A2771	B-J	B4.5	UT	2771-562, 563, 564	NO	N/A	
VRR-B31-1-3-G	Pipe to Sweepolet	80A2771	B-J	B4.5	UT	2771-562, 563, 564	NO	N/A	

COMPONENT IDENTIFICATION	COMPONENT DESCRIPTION	PROCEDURE NUMBER	CODE CATEGORY	CODE ITEM NUMBER	CODE EXAM METHOD	DATA SHEET	INDICATIONS	EVALUATIONS	REMARKS
	PIPING WELDS								
VRR-B31-1-3-H	Pipe to Sweepolet	80A2771	B-J	B4.5	UT	2771-562, 563, 564	NO	N/A	
VRR-B31-1-9-E	Pipe Longitudinal Seam	80A2771	B-J	B4.5	UT	2771-557, 560, 558	NO	N/A	
VRR-B31-1-10-G	Pipe Longitudinal Seam	80A2771	B-J	B4.5	UT	2771-662, 663, 664	NO	N/A	
VRR-B31-1-11-C	Pipe Longitudinal Seam	80A2771	B-J	B4.5	UT	2771-566, 567, 568	NO	N/A	
VRR-B31-1-1-B	Pipe Longitudinal Seam	80A2771	B-J	B4.5	UT	2771-572, 574, 573	NO	N/A	
VRR-B31-1-2-C	Pipe Longitudinal Seam	80A2771	B-J	B4.5	UT	2771-875, 876, 877	NO	N/A	
VRR-B31-1-3-P	Pipe Longitudinal Seam	80A2771	B-J	B4.5	UT	2771-943, 944, 945	NO	N/A	
VRR-B31-1-3-Q	Pipe Longitudinal Seam	80A2771	B-J	B4.5	UT	2771-943, 944, 945	NO	N/A	

COMPONENT IDENTIFICATION	COMPONENT DESCRIPTION	PROCEDURE NUMBER	CODE CATEGORY	CODE ITEM NUMBER	CODE EXAM METHOD	DATA SHEET	INDICATIONS	EVALUATIONS	REMARKS
	PIPING WELDS								
(VRR-B31-1-) FW-20	Weldolet to Pipe	80A2775	B-3	B4.7	PT	2775-32	NO	N/A	
VRR-B31-1- 3-L	Cross Longitudinal Seam	80A2771	B-3	B4.5	UT	2771-1363, 1364, 1365	NO	N/A	Incomplete Exam Note 3
VRR-B31-1- 3-K	Cross Longitudinal Seam	80A2771	B-3	B4.5	UT	2771-1363,1364,1365	NO	N/A	Incomplete Exam Note 3

COMPONENT IDENTIFICATION	COMPONENT DESCRIPTION	PROCEDURE NUMBER	CODE CATEGORY	CODE ITEM NUMBER	CODE EXAM METHOD	DATA SHEET	INDICATIONS	EVALUATIONS	REMARKS
SUPPORT EXAMINATIONS									
VRR-B31-1-H-1	Pipe Support	80A2777	B-K-2	B4.10	VT	2777-501PV, 501F	NO	N/A	
VRR-B31-1-H-2	Pipe Support	80A2777	B-K-2	B4.10	VT	2777-438F, 438PV	NO	N/A	
VRR-B31-1-H-27	Pipe Support, 8 Lugs	80A2775	B-K-1	B10.10	PT	2775-61	NO	N/A	Note 1
	Pipe Support	80A2777	B-K-2	B4.10	VT	2777-846	NO	N/A	
VRR-B31-1-H-A1	Pipe Support, 4 Lugs	80A2775	B-K-1	B10.10	PT	INACCESSIBLE	N/A	N/A	Incomplete Exam Notes 1,2
	Pipe Support	80A2777	B-K-2	B4.10	VT	2777-439F, 439PV	NO	N/A	
VRR-B31-1-H-11	Pipe Support	80A2777	B-K-2	B4.10	VT	2777-660	NO	N/A	
VRR-B31-1-H-12	Pipe Support	80A2777	B-K-2	B4.10	VT	2777-736	NO	N/A	
VRR-B31-1-H-39	Pipe Support	80A2777	B-K-2	B4.10	VT	2777-118F, 118PV	NO	N/A	
VRR-B31-1-H-40	Pipe Support	80A2777	B-K-2	B4.10	VT	2777-566F, 566PV	NO	N/A	

COMPONENT IDENTIFICATION	COMPONENT DESCRIPTION	PROCEDURE NUMBER	CODE CATEGORY	CODE ITEM NUMBER	CODE EXAM METHOD	DATA SHEET	INDICATIONS	EVALUATIONS	REMARKS
SUPPORT EXAMINATIONS									
VRR-B31-1-H-47	Pump Support, Bracket	80A2775	B-K-1	B10.20	PT	2775-252, 252R1	NO	N/A	Note 1
	Pump Support	80A2777	B-K-2	B4.10	VT	2777-1077F, 1077PV	NO	N/A	
VRR-B31-1-H-A6	Pump Support, Bracket	80A2775	B-K-1	B10.20	PT	2775-252, 252R1	NO	N/A	Note 1
	Pump Support	80A2777	B-K-2	B4.10	VT	2777-480	NO	N/A	
VRR-B31-1-H-46	Pump Support, Bracket	80A2775	B-K-1	B10.20	PT	2775-251, 251R1	NO	N/A	Note 1
	Pump Support	80A2777	B-K-2	B4.10	VT	2777-435PV, 435F	NO	N/A	
VRR-B31-1-H-A5	Pump Support, Bracket	80A2775	B-K-1	B10.20	PT	2775-253, 253R1	NO	N/A	Note 1
	Pump Support	80A2777	B-K-2	B4.10	VT	2777-479	NO	N/A	
VRR-B31-1-H-A7	Pump Support, Bracket	80A2775	B-K-1	B10.20	PT	2775-254, 254R1	NO	N/A	Note 1
	Pump Support	80A2777	B-K-2	B4.10	VT	2777-481	NO	N/A	
VRR-B31-1-H-48	Pump Motor Support	80A2777	B-K-2	B4.10	VT	2777-662F, 662PV	NO	N/A	
VRR-B31-1-H-49	Pump Motor Support	80A2777	B-K-2	B4.10	VT	2777-734F, 734PV	NO	N/A	
VRR-B31-1-H-50	Pump Motor Support	80A2777	B-K-2	B4.10	VT	2777-663F, 663PV	NO	N/A	

System: Reactor Recirculation
 Reference Drawing: No. VRR-B31-1
 Susquehanna Final Report

nes

80A2804

Rev: 4 Page: 14 of 36


COMPONENT IDENTIFICATION	COMPONENT DESCRIPTION	PROCEDURE NUMBER	CODE CATEGORY	CODE ITEM NUMBER	CODE EXAM METHOD	DATA SHEET	INDICATIONS	EVALUATIONS	REMARKS
SUPPORT EXAMINATIONS									
VRR-B31-1-11-29	Pipe Support	80A2777	B-K-2	B4.10	VT	2777-503F, 503PV	NO	N/A	
VRR-B31-1-11-30	Pipe Support	80A2777	B-K-2	B4.10	VT	2777-434F, 434PV	NO	N/A	
VRR-B31-1-11-25	Pipe Support, 8 Lugs	80A2775	B-K-1	B10.10	PT	2775-62	NO	N/A	Note 1
	Pipe Support	80A2777	B-K-2	B4.10	VT	2777-847	NO	N/A	
VRR-B31-1-11-A2	Pipe Support, 4 Lugs	80A2775	B-K-1	B10.10	PT	INACCESSIBLE	NO	N/A	Incomplete Exam Notes 1,2
	Pipe Support	80A2777	B-K-2	B4.10	VT	2777-440F, 440PV	NO	N/A	
VRR-B31-1-11-34	Pipe Support	80A2777	B-K-2	B4.10	VT	2777-793	NO	N/A	
VRR-B31-1-11-33	Pipe Support	80A2777	B-K-2	B4.10	VT	2777-504RI	NO	N/A	
VRR-B31-1-11-6	Pipe Support	80A2777	B-K-2	B4.10	VT	2777-205F, 205PV	NO	N/A	
VRR-B31-1-11-5	Pipe Support	80A2777	B-K-2	B4.10	VT	2777-204F, 204PV	NO	N/A	

System: Reactor Recirculation
 Reference Drawing: No. VRR-B31-1
 Susquehanna Final Report

NES
 80A2804

Rev: 3 Page: 15 of 36

COMPONENT IDENTIFICATION	COMPONENT DESCRIPTION	PROCEDURE NUMBER	CODE CATEGORY	CODE ITEM NUMBER	CODE EXAM METHOD	DATA SHEET	INDICATIONS	EVALUATIONS	REMARKS
SUPPORT EXAMINATIONS									
VRR-B31-1-H-19	Pipe Support	80A2777	B-K-2	B4.10	VT	2777-206F, 206PV	NO	N/A	
VRR-B31-1-H-20	Pipe Support	80A2777	B-K-2	B4.10	VT	2777-437F, 437PV	NO	N/A	
VRR-B31-1-H-16	Pipe Support	80A2777	B-K-2	B4.10	VT	2777-661	NO	N/A	
VRR-B31-1-H-15	Pipe Support	80A2777	B-K-2	B4.10	VT	2777-502F, 502PV	NO	N/A	
VRR-B31-1-H-21	Pipe Support	80A2777	B-K-2	B4.10	VT	2777-436F, 436PV	NO	N/A	
VRR-B31-1-H-22	Pipe Support	80A2777	B-K-2	B4.10	VT	2777-203F, 203PV	NO	N/A	
BOLTING EXAMINATIONS									
VRR-B31-1-HV-F023A-B	Valve HV-B31-F023A Boltings (1 3/4")	80A2777	B-G-2	B7.70	VT-1	2777-625	NO	N/A	Note 1

COMPONENT IDENTIFICATION	COMPONENT DESCRIPTION	PROCEDURE NUMBER	CODE CATEGORY	CODE ITEM NUMBER	CODE EXAM METHOD	DATA SHEET	INDICATIONS	EVALUATIONS	REMARKS
BOLTING EXAMINATIONS									
VRR-B31-1- HV-1F031A-B	Valve HV-B31-1F031A Bolting (1 3/4")	80A2777	B-G-2	B7.70	VT-1	2777-721	NO	N/A	Note 1
VRR-B31-1- P-S	Pump IP-401A Casing Studs (Qty: 16, 3" Diameter)	80A2772	B-G-1	B6.180	UT	2772- 1, 2, 3	NO	N/A	Notes 1,11 
VRR-B31-1- P-B	Pump IP-401A Casing Bolting (Qty: 16, 3" Diameter)	80A2777	B-G-1	B6.200	VT-1	2777-664	NO	N/A	Note 1
VRR-B31-1- II-G-B	Decon. Flange Bolting (1-1/8")	80A2777	B-G-2	B7.50	VT-1	2777-482	NO	N/A	Note 1
VRR-B31-1- HV-1F032A-B	Valve HV-B31-1F032A Bolting	80A2777	B-G-2	B7.70	VT-1	2777-483	NO	N/A	Note 1
VALVE EXAMINATIONS									
VRR-B31-1- HV-1F023A	Valve HV-B31-1F023A Internal Pressure Boundary Surfaces	80A2777	B-M-2	B6.7	VT	INACCESSIBLE	N/A	N/A	Note 3
VRR-B31-1- HV-1F031A	Valve HV-B31-1F031A Internal Pressure Boundary Surfaces	80A2777	B-M-2	B6.7	VT	INACCESSIBLE	N/A	N/A	Note 3
PUMP EXAMINATIONS									
VRR-B31-1- IP-401A	Pump IP-401A Internal Pressure Boundary Surfaces	80A2777	B-L-2	B5.7	VT	INACCESSIBLE	N/A	N/A	Note 3

COMPONENT IDENTIFICATION	COMPONENT DESCRIPTION	PROCEDURE NUMBER	CODE CATEGORY	CODE ITEM NUMBER	CODE EXAM METHOD	DATA SHEET	INDICATIONS	EVALUATIONS	REMARKS
PIPING WELDS									
VRR-B31-2-FW-B1	Nozzle NIB Safe-end to Pipe	80A2771	B-J	B4.5	UT	2771-1116, 1117, 1118	NO	N/A	
VRR-B31-2-9-C	Elbow Longitudinal Seam Max.	80A2771	B-J	B4.5	UT	2771-1131, 1132, 1133	NO	N/A	
VRR-B31-2-9-D	Elbow Longitudinal Seam Min.	80A2771	B-J	B4.5	UT	2771-1131, 1132, 1133	NO	N/A	
VRR-B31-2-9-A	Pipe to Elbow	80A2771	B-J	B4.5	UT	2771-584, 582, 583	NO	N/A	
VRR-B31-2-9-B	Elbow to Pipe	80A2771	B-J	B4.5	UT	2771-584, 582, 583	NO	N/A	
VRR-B31-2-FW-B2	Pipe to Tee	80A2771	B-J	B4.5	UT	2771-1026, 1027, 1028	NO	N/A	
VRR-B31-2-10-R	Tee Longitudinal Seam	80A2771	B-J	B4.5	UT	2771-1360, 1362, 1361	NO	N/A	Incomplete Exam Note 3
VRR-B31-2-10-S	Tee Longitudinal Seam	80A2771	B-J	B4.5	UT	2771-1360, 1362, 1361	NO	N/A	Incomplete Exam Note 3

System: Reactor Recirculation
 Reference Drawing: No. VRR-B31-2
 Susquehanna Final Report

1105

80A2804

Rev: 5 Page: 18 of 36

COMPONENT IDENTIFICATION	COMPONENT DESCRIPTION	PROCEDURE NUMBER	CODE CATEGORY	CODE ITEM NUMBER	CODE EXAM METHOD	DATA SHEET	INDICATIONS	EVALUATIONS	REMARKS
PIPING WELDS									
VRR-B31-2-10-A	Tee to Pipe	80A2771	B-J	B4.5	UT	2771-581, 582, 583	NO	N/A	△
VRR-B31-2-10-N	Pipe to Elbow	80A2771	B-J	B4.5	UT	2771-581, 582, 583	NO	N/A	
VRR-B31-2-10-Q	Elbow Longitudinal Seam Max.	80A2771	B-J	B4.5	UT	2771-581, 582, 583	NO	N/A	Incomplete Exam Note 2
VRR-B31-2-10-P	Elbow Longitudinal Seam Min.	80A2771	B-J	B4.5	UT	2771-581, 582, 583	NO	N/A	Incomplete Exam Note 2
VRR-B31-2-FW-B3	Elbow to Valve HV-B31-1F023B	80A2771	B-J	B4.5	UT	2771-581, 582, 583	NO	N/A	
VRR-B31-2-FW-B4	Valve HV-B31-1F023B to Pipe	80A2771	B-J	B4.5	UT	2771-581, 582, 583	NO	N/A	
VRR-B31-2-11-E	Pipe to Half Coupling	80A2775	B-J	B4.8	PT	2775-60	NO	N/A	
VRR-B31-2-FW-B29	TE 1N023B Connection	80A2775	B-J	B4.7	PT	2775-60	NO	N/A	

COMPONENT IDENTIFICATION	COMPONENT DESCRIPTION	PROCEDURE NUMBER	CODE CATEGORY	CODE ITEM NUMBER	CODE EXAM METHOD	DATA SHEET	INDICATIONS	EVALUATIONS	REMARKS
PIPING WELDS									
VRR-B31-2-11-A	Pipe to Weldolet	80A2775	B-J	B4.7	PT	2775-33	NO	N/A	
VRR-B31-2-11-F	Weldolet to Pipe	80A2771	B-J	B4.5	UT	2771-592, 593, 594	NO	N/A	
VRR-B31-2-11-G	Pipe to Flange	80A2771	B-J	B4.5	UT	2771-592, 593, 594	NO	N/A	
VRR-B31-2-11-B	Pipe to Weldolet	80A2775	B-J	B4.7	PT	2775-60	NO	N/A	
VRR-B31-2-11-C	Pipe Longitudinal Seam	80A2771	B-J	B4.5	UT	2771-581, 666, 667	NO	N/A	
VRR-B31-2-11-D	Pipe to Elbow	80A2771	B-J	B4.5	UT	2771-581, 582, 583	NO	N/A	
VRR-B31-2-11-H	Elbow Longitudinal Seam Max.	80A2771	B-J	B4.5	UT	2771-581, 582, 583	NO	N/A	
VRR-B31-2-11-J	Elbow Longitudinal Seam Min.	80A2771	B-J	B4.5	UT	2771-581, 582, 583	NO	N/A	

COMPONENT IDENTIFICATION	COMPONENT DESCRIPTION	PROCEDURE NUMBER	CODE CATEGORY	CODE ITEM NUMBER	CODE EXAM METHOD	DATA SHEET	INDICATIONS	EVALUATIONS	REMARKS
PIPING WELDS									
VRR-B31-2-FW-B5	Elbow to Reactor Recirculation Pump 1P-401B	80A2771	B-J	B4.5	UT	2771-581, 582, 583	NO	N/A	
VRR-B31-2-10-B	Pipe Longitudinal Seam	80A2771	B-J	B4.5	UT	2771-655, 655A, 656, 656A, 657, 657A	NO	N/A	
VRR-B31-2-FW-B20	Weldolet to Pipe	80A2771	B-J	B4.5	UT	2771-1107, 1108, 1109	NO	N/A	
VRR-B31-2-FW-B6	Reactor Recirculation Pump 1P-401B to Pipe	80A2771	B-J	B4.5	UT	2771-590, 588, 589	NO	N/A	
VRR-B31-2-FW-20	Branch Connection to Pipe	80A2775	B-J	B4.7	PT	2775-28	NO	N/A	
VRR-B31-2-1-A	Pipe to Weldolet	80A2775	B-J	B4.7	PT	2775-28	NO	N/A	
VRR-B31-2-FW-D7	Pipe to Valve HV-B31-1F031B	80A2771	B-J	B4.5	UT	2771-590, 588, 589	NO	N/A	
VRR-B31-2-FW-B8	Valve HV-B31-1F031B to Elbow	80A2771	B-J	B4.5	UT	2771-591, 588, 589	NO	N/A	



COMPONENT IDENTIFICATION	COMPONENT DESCRIPTION	PROCEDURE NUMBER	CODE CATEGORY	CODE ITEM NUMBER	CODE EXAM METHOD	DATE SHEET	INDICATIONS	EVALUATION	REMARKS
PIPING WELDS									
VRR-B31-2-2-S	Elbow Longitudinal Seam Min.	80A2771	B-J	B4.5	UT	2771-591, 588, 589	NO	N/A	
VRR-B31-2-2-T	Elbow Longitudinal Seam Max.	80A2771	B-J	B4.5	UT	2771-591, 579, 880	NO	N/A	
VRR-B31-2-2-A	Elbow to Pipe	80A2771	B-J	B4.5	UT	2771-591, 588, 589	NO	N/A	
VRR-B31-2-2-B	Pipe to Weldolet	80A2775	B-J	B4.7	PT	2775-27	NO	N/A	
VRR-B31-2-FW-B24	Weldolet to Valve HV-B31-1F032B	80A2771	B-J	B4.5	UT	INACCESSIBLE	N/A	N/A	Incomplete Exam Note 3
VRR-B31-2-FW-B23	Valve HV-B31-1F032B to Elbow	80A2771	B-J	B4.5	UT	2771-1303, 1304, 1305	NO	N/A	
VRR-B31-2-2-R	Pipe to Tee	80A2771	B-J	B4.5	UT	2771-591, 955, 956	NO	N/A	Incomplete Exam
VRR-B31-2-FW-B9	Tee to Cross	80A2771	B-J	B4.5	UT	2771-1351, 1352, 1353	NO	N/A	

System: Reactor Recirculation
 Reference Drawing: No. VRR-B31-2
 Susquehanna Final Report

NES

80A2804

Rev: 6 Page: 22 of 36

COMPONENT IDENTIFICATION	COMPONENT DESCRIPTION	PROCEDURE NUMBER	CODE CATEGORY	CODE ITEM NUMBER	CODE EXAM METHOD	DATA SHEET	INDICATIONS	EVALUATIONS	REMARKS
PIPING WELDS									
VRR-B31-2-3-L	Cross to Pipe	80A2771	B-J	B4.5	UT	2771-585, 586, 587	NO	N/A	
VRR-B31-2-3-J	Pipe to Cap	80A2771	B-J	B4.5	UT	2771-585, 586, 587	NO	N/A	
VRR-B31-2-3-F	Cross to Pipe	80A2771	B-J	B4.5	UT	2771-585, 586, 587	NO	N/A	
VRR-B31-2-3-A	Pipe to Cap	80A2771	B-J	B4.5	UT	2771-585, 586, 587	NO	N/A	
VRR-B31-2-FW-B10	Sweepolet To Pipe, Double Weld	80A2787	B-J	B4.6	UT	2787-45, 46, 47, 48, 49	NO	N/A	Incomplete Exam Notes 3,8 
VRR-B31-2-FW-B10M	Sweepolet to Pipe, Double Weld	80A2787	B-J	B4.5	UT	2787-45, 46, 47, 48, 49	NO	N/A	Incomplete Exam Notes 3,8 
VRR-B31-2-4-B	Pipe to Elbow	80A2771	B-J	B4.5	UT	2771-578, 579, 580	NO	N/A	
VRR-B31-2-4-C	Elbow to Pipe	80A2771	B-J	B4.5	UT	2771-578, 579, 580	NO	N/A	

COMPONENT IDENTIFICATION	COMPONENT DESCRIPTION	PROCEDURE NUMBER	CODE CATEGORY	CODE ITEM NUMBER	CODE EXAM METHOD	DATA SHEET	INDICATIONS	EVALUATIONS	REMARKS
PIPING WELDS									
VRR-B31-2-FW-B15M	Pipe to Nozzle N2A Safe-end	80A2787	B-J	B4.5	UT	2787-70, 71, 72	NO	N/A	Note 3
VRR-B31-2-FW-B11	Sweepolet to Pipe, Double Weld	80A2787	B-J	B4.5	UT	2787-50, 51, 52, 53, 54	NO	N/A	Incomplete Exam Notes 3,8
VRR-B31-2-FW-B11M	Sweepolet to Pipe, Double Weld	80A2787	B-J	B4.5	UT	2787-50, 51, 52, 53, 54	NO	N/A	Incomplete Exam Notes 3,8
VRR-B31-2-5-B	Pipe to Elbow	80A2771	B-J	B4.5	UT	2771-578, 579, 580	NO	N/A	
VRR-B31-2-5-C	Elbow to Pipe	80A2771	B-J	B4.5	UT	2771-578, 579, 580	NO	N/A	
VRR-B31-2-FW-B16M	Pipe to Nozzle N2B Safe-end	80A2787	B-J	B4.5	UT	2787-30, 31, 32	NO	N/A	Note 3
VRR-B31-2-3-E	Cross to Reducer	80A2771	B-J	B4.5	UT	2771-591, 588, 589	NO	N/A	
VRR-B31-2-FW-B12	Reducer to Pipe, Double Weld	80A2771	B-J	B4.5	UT	2787-55, 56, 57, 58, 59	NO	N/A	Incomplete Exam Notes 3,8

System: Reactor Recirculation
 Reference Drawing: No. VRR-B31-2
 Susquehanna Final Report



1125

80A2804

Rev: 6 Page: 24 of 36

COMPONENT IDENTIFICATION	COMPONENT DESCRIPTION	PROCEDURE NUMBER	CODE CATEGORY	CODE ITEM NUMBER	CODE EXAM METHOD	DATA SHEET	INDICATIONS	EVALUATIONS	REMARKS
PIPING WELDS									
VRR-B31-2-FW-B12M	Reducer to Pipe, Double Weld	80A2787	B-J	B4.5	UT	2787-55, 56, 57, 58, 59	NO	N/A	Incomplete Exam Notes 3,8
VRR-B31-2-8-B	Pipe to Elbow	80A2771	B-J	B4.5	UT	2771-578, 576, 577	NO	N/A	
VRR-B31-2-8-C	Elbow to Pipe	80A2771	B-J	B4.5	UT	2771-578, 576, 577	NO	N/A	
VRR-B31-2-FW-B17M	Pipe to Nozzle N2C Safe-end	80A2787	B-J	B4.5	UT	2787-73, 74, 75	NO	N/A	Note 3
VRR-B31-2-FW-B13	Sweepolet to Pipe, Double Weld	80A2787	B-J	B4.5	UT	2787-60, 61, 62, 63, 64	NO	N/A	Note 8
VRR-B31-2-FW-B13M	Sweepolet to Pipe, Double Weld	80A2787	B-J	B4.5	UT	2787-60, 61, 62, 63, 64	NO	N/A	Note 8
VRR-B31-2-6-B	Pipe to Elbow	80A2771	B-J	B4.5	UT	2771-578, 576, 577	NO	N/A	
VRR-B31-2-6-C	Elbow to Pipe	80A2771	B-J	B4.5	UT	2771-578, 576, 577	NO	N/A	

6

COMPONENT IDENTIFICATION	COMPONENT DESCRIPTION	PROCEDURE NUMBER	CODE CATEGORY	CODE ITEM NUMBER	CODE EXAM METHOD	DATA SHEET	INDICATIONS	EVALUATIONS	REMARKS
PIPING WELDS									
VRR-B31-2-FW-B18M	Pipe to Nozzle N2D Safe-end	80A2787	B-J	B4.5	UT	2787-76, 77, 78	NO	N/A	Note 3 
VRR-B31-2-FW-B14	Sweepolet to Pipe, Double Weld	80A2787	B-J	B4.5	UT	2787-65, 66, 67, 68, 69	NO	N/A	Incomplete Exam Notes 3,8
VRR-B31-2-FW-B14M	Sweepolet to Pipe, Double Weld	80A2787	B-J	B4.5	UT	2787-65, 66, 67, 68, 69	NO	N/A	Incomplete Exam Notes 3,8
VRR-B31-2-7-B	Pipe to Elbow	80A2771	B-J	B4.5	UT	2771-578, 576, 577	NO	N/A	
VRR-B31-2-7-C	Elbow to Pipe	80A2771	B-J	B4.5	UT	2771-578, 576, 577	NO	N/A	
VRR-B31-2-FW-B19M	Pipe to Nozzle N2E Safe-end	80A2787	B-J	B4.5	UT	2787-79, 80, 81	NO	N/A	Note 3 
VRR-B31-2-2-C	Pipe Longitudinal Seam	80A2771	B-J	B4.5	UT	2771-878, 879, 880	NO	N/A	
VRR-B31-2-2-U	Tee Longitudinal Seam	80A2771	B-J	B4.5	UT	2771-1354, 1355, 1356	NO	N/A	Incomplete Exam Note 3

System: Reactor Recirculation
 Reference Drawing: No. VRR-B31-2
 Susquehanna Final Report

NES

80A2804

Rev: 3 Page: 20 of 30


COMPONENT IDENTIFICATION	COMPONENT DESCRIPTION	PROCEDURE NUMBER	CODE CATEGORY	CODE ITEM NUMBER	CODE EXAM METHOD	DATA SHEET	INSPECTION	EXCEPTIONS	REMARKS
PIPING WELDS									
VRR-B31-2-2-V	Tee Longitudinal Seam	80A2771	B-J	B4.5	UT	2771-1354, 1355, 1356	NO	N/A	Incomplete Exam Note 3
VRR-B31-2-3-H	Pipe to Sweepolet	80A2771	B-J	B4.6	UT	2771-585, 586, 587	NO	N/A	
VRR-B31-2-3-Q	Pipe Longitudinal Seam	80A2771	B-J	B4.5	UT	2771-742, 743, 744	NO	N/A	
VRR-B31-2-3-G	Pipe to Sweepolet	80A2771	B-J	B4.6	UT	2771, 585, 586, 587	NO	N/A	
VRR-B31-2-3-C	Pipe to Sweepolet	80A2771	B-J	B4.6	UT	2771, 585, 586, 587	NO	N/A	
VRR-B31-2-3-R	Pipe Longitudinal Seam	80A2771	B-J	B4.5	UT	2771-952, 953, 954	NO	N/A	
VRR-B31-2-3-B	Pipe to Sweepolet	80A2771	B-J	B4.6	UT	2771, 585, 586, 587	NO	N/A	
VRR-B31-2-1-B	Pipe Longitudinal Seam	80A2771	B-J	B4.5	UT	2771-878, 879, 880	NO	N/A	

System: Reactor Recirculation
 Reference Drawing: No. VRR-B31-2
 Susquehanna Final Report

1125

80A2804

Rev: 6 Page: 27 of 36

COMPONENT IDENTIFICATION	COMPONENT DESCRIPTION	PROCEDURE NUMBER	CODE CATEGORY	CODE ITEM NUMBER	CODE EXAM METHOD	DATA SHEET	INDICATIONS	EVALUATIONS	REMARKS
PIPING WELDS									
VRR-B31-2-9-F	Pipe Longitudinal Seam	80A2771	B-J	B4.5	UT	2771-584, 582, 583	NO	N/A	
VRR-B31-2-9-G	Pipe Longitudinal Seam	80A2771	B-J	B4.5	UT	2771-665, 665A, 666, 666A, 667, 667A	NO	N/A	Incomplete Exam Note 3
VRR-B31-2-3-P	Cross Longitudinal Seam	80A2771	B-J	B4.5	UT	2771-1354, 1355, 1356	NO	N/A	Incomplete Exam Note 3
VRR-B31-2-3-N	Cross Longitudinal Seam	80A2771	B-J	B4.5	UT	2771-1354, 1355, 1356	NO	N/A	Incomplete Exam Note 3
BOLTING EXAMINATIONS									
VRR-B31-2-HV-1F031B-D	Valve HV-B31-1F031B Bolting (1 3/4")	80A2777	B-G-2	B7.70	VT-1	2777-488	NO	N/A	Note 1
VRR-B31-2-HV-1F023B-B	Valve HV-B31-1F023B Bolting (1 3/4")	80A2777	B-G-2	B7.70	VT-1	2777-489	NO	N/A	Note 1
VRR-B31-2-P-S	Pump IP-401B Casing Stud (Qty: 16, 3" Diameter)	80A2772	B-G-1	B6.180	UT	2772-4, 5, 6	NO	N/A	Notes 1, 11. 

COMPONENT IDENTIFICATION	COMPONENT DESCRIPTION	PROCEDURE NUMBER	CODE CATEGORY	CODE ITEM NUMBER	CODE EXAM METHOD	DATA SHEET	INDICATIONS	EVALUATIONS	REMARKS
BOLTING EXAMINATIONS									
VRR-B31-2-P-B	Pump 1P-401B Casing Bolting (Qty: 16 3" Diameter)	80A2777	B-G-1	B6.200	VT-1	2777-659	NO	N/A	Note 1
VRR-B31-2-11-G-B	Decon. Flange Bolting (1-1/8")	80A2777	B-G-2	D7.50	VT-1	2777-487	NO	N/A	Note 1
VRR-B31-2-HV-F032B-B	Valve HV-B31-F032B Bolting	80A2777	B-G-2	B6.9	VT-1	2777-490	NO	N/A	Note 1

COMPONENT IDENTIFICATION	COMPONENT DESCRIPTION	PROCEDURE NUMBER	CODE CATEGORY	CODE ITEM NUMBER	CODE EXAM METHOD	DATA SHEET	INDICATIONS	EVALUATIONS	REMARKS
SUPPORT EXAMINATIONS									
VRR-B31-2-II-3	Pipe Support	80A2777	B-K-2	B4.10	VT	2777-505F, 505PV	NO	N/A	
VRR-B31-2-II-4	Pipe Support	80A2777	B-K-2	B4.10	VT	2777-845	NO	N/A	
VRR-B31-2-II-B1	Pipe Support, 4 Lugs	80A2775	B-K-1	B10.10	PT	INACCESSIBLE	N/A	N/A	Incomplete Exam Notes 1,2
	Pipe Support	80A2777	B-K-2	B4.10	VT	2777-444F, 444PV	NO	N/A	
VRR-B31-2-II-23	Pipe Support, 8 Lugs	80A2775	B-K-1	B10.10	PT	2775-63	NO	N/A	Note 1
	Pipe Support	80A2777	B-K-2	B4.10	VT	2777-848	NO	N/A	
VRR-B31-2-II-13	Pipe Support	80A2777	B-K-2	B4.10	VT	2777-441F, 441PV	NO	N/A	
VRR-B31-2-II-14	Pipe Support	80A2777	B-K-2	B4.10	VT	2777-506F, 506PV	NO	N/A	
VRR-B31-2-II-37	Pipe Support	80A2777	B-K-2	B4.10	VT	2777-442PV, 442F	NO	N/A	
VRR-B31-2-II-38	Pipe Support	80A2777	B-K-2	B4.10	VT	2777-507F, 507PV	NO	N/A	

System: Reactor Recirculation
 Reference Drawing: No. VRR-B31-2
 Susquehanna Final Report

1105
 80A2804

Rev: 4 Page: 30 of 36

COMPONENT IDENTIFICATION	COMPONENT DESCRIPTION	PROCEDURE NUMBER	CODE CATEGORY	CODE ITEM NUMBER	CODE EXAM METHOD	DATA SHEET	INDICATIONS	EVALUATIONS	REMARKS
SUPPORT EXAMINATIONS									
VRR-B31-2- H-41	Pump Support, Bracket	80A2775	B-K-1	B10.20	PT	2775-250, 250R1	NO	N/A	Note 1
	Pump Support	80A2777	B-K-2	B4.10	VT	2777-443F, 443PV	NO	N/A	
VRR-B31-2- H-45	Pump Support, Bracket	80A2775	B-K-1	B10.20	PT	2775-194	NO	N/A	Note 1
	Pump Support	80A2777	B-K-2	B4.10	VT	2777-484	NO	N/A	
VRR-B31-2- H-47	Pump Support, Bracket	80A2775	B-K-1	B10.20	PT	2775-249, 249R1	NO	N/A	Note 1
	Pump Support	80A2777	B-K-2	B4.10	VT	2777-486	NO	N/A	
VRR-B31-2- H-42	Pump Support, Bracket	80A2775	B-K-1	B10.20	PT	2775-248, 248R1, 249R1	NO	N/A	Note 1
	Pump Support	80A2777	B-K-2	B4.10	VT	2777-735	NO	N/A	
VRR-B31-2- H-46	Pump Support, Bracket	80A2775	B-K-1	B10.20	PT	2775-249R1	NO	N/A	Note 1
	Pump Support	80A2777	B-K-2	B4.10	VT	2777-485	NO	N/A	
VRR-B31-2- H-43	Pump Motor Support	80A2777	B-K-2	B4.10	VT	2777-657F, 657PV	NO	N/A	
VRR-B31-2- H-44	Pump Motor Support	80A2777	B-K-2	B4.10	VT	2777-290F, 290PV	NO	N/A	
VRR-B31-2- H-45	Pump Motor Support	80A2777	B-K-2	B4.10	VT	2777-658F, 658PV	NO	N/A	

System: Reactor Recirculation
 Reference Drawing: No. VRR-B31-2
 Susquehanna Final Report



80A2804

Rev: 4 Page: 31 of 36

COMPONENT IDENTIFICATION	COMPONENT DESCRIPTION	PROCEDURE NUMBER	CODE CATEGORY	CODE ITEM NUMBER	CODE EXAM METHOD	DATA SHEET	INDICATIONS	EVALUATIONS	REMARKS
SUPPORT EXAMINATIONS									
VRR-B31-2-II-B2	Pipe Support, 4 Lugs	80A2775	B-K-1	B10.10	PT	INACCESSIBLE	N/A	N/A	Incomplete Exam Notes 1,2
	Pipe Support	80A2777	B-K-2	B4.10	VT	2777-445F, 445PV	NO	N/A	
VRR-B31-2-H-26	Pipe Support, 8 Lugs	80A2775	B-K-1	B10.10	PT	2775-64	NO	N/A	Note 1
	Pipe Support	80A2777	B-K-2	B4.10	VT	2777-844	NO	N/A	
VRR-B31-2-II-31	Pipe Support	80A2777	B-K-2	B4.10	VT	2777-656	NO	N/A	
VRR-B31-2-II-32	Pipe Support	80A2777	B-K-2	B4.10	VT	2777-592F, 592PV	NO	N/A	
VRR-B31-2-II-35	Pipe Support	80A2777	B-K-2	B4.10	VT	2777-211F, 211PV	NO	N/A	
VRR-B31-2-II-36	Pipe Support	80A2777	B-K-2	B4.10	VT	2777-825	NO	N/A	
VRR-B31-2-II-7	Pipe Support	80A2777	B-K-2	B4.10	VT	2777-210F, 210PV	NO	N/A	
VRR-B31-2-II-8	Pipe Support	80A2777	B-K-2	B4.10	VT	2777-209F, 209PV	NO	N/A	

COMPONENT IDENTIFICATION	COMPONENT DESCRIPTION	PROCEDURE NUMBER	CODE CATEGORY	CODE ITEM NUMBER	CODE EXAM METHOD	DATA SHEET	INDICATIONS	EVALUATIONS	REMARKS
SUPPORT EXAMINATIONS									
VRR-B31-2-H-9	Pipe Support	80A2777	B-K-2	B4.10	VT	2777-208F, 208PV	NO	N/A	
VRR-B31-2-H-10	Pipe Support	80A2777	B-K-2	B4.10	VT	2777-207F, 207PV	NO	N/A	
VRR-B31-2-H-17	Pipe Support	80A2777	B-K-2	B4.10	VT	2777-213F, 213PV	NO	N/A	
VRR-B31-2-H-18	Pipe Support	80A2777	B-K-2	B4.10	VT	2777-212F, 212PV	NO	N/A	
VRR-B31-2-H-24	Pipe Support	80A2777	B-K-2	B4.10	VT	2777-655	NO	N/A	
VRR-B31-2-H-23	Pipe Support	80A2777	B-K-2	B4.10	VT	2777-565F, 565PV	NO	N/A	

COMPONENT IDENTIFICATION	COMPONENT DESCRIPTION	PROCEDURE NUMBER	CODE CATEGORY	CODE ITEM NUMBER	CODE EXAM METHOD	DATA SHEET	INDICATIONS	EVALUATIONS	REMARKS
PIPING WELDS									
DCA-141-1-1-A	Pipe to Elbow	80A2771	B-J	B4.5	UT	2771-478, 479, 480	NO	N/A	
DCA-141-1-1-B	Elbow to Pipe	80A2771	B-J	B4.5	UT	2771-478, 479, 480	NO	N/A	
DCA-141-1-FW-2	Pipe to Tee	80A2771	B-J	B4.5	UT	2771-478, 479, 480	NO	N/A	
DCA-141-1-3-A	Tee to Pipe	80A2771	B-J	B4.5	UT	2771-478, 479, 480	NO	N/A	
DCA-141-1-3-B	Pipe to Flange	80A2771	B-J	B4.5	UT	2771-478, 479, 480	NO	N/A	
DCA-141-1-3-D	Tee to Pipe	80A2771	B-J	B4.5	UT	2771-478, 479, 480	NO	N/A	
DCA-141-1-3-C	Pipe to Elbow	80A2771	B-J	B4.5	UT	2771-478, 479, 480	NO	N/A	

COMPONENT IDENTIFICATION	COMPONENT DESCRIPTION	PROCEDURE NUMBER	CODE CATEGORY	CODE ITEM NUMBER	CODE EXAM METHOD	DATA SHEET	INDICATIONS	EVALUATIONS	REMARKS
SUPPORT EXAMINATIONS									
DCA-141-1-H-1	Pipe Support	80A2777	B-K-2	B4.10	VT	2777-99F, 99PV	NO	N/A	
DCA-141-1-H-2	Pipe Support	80A2777	B-K-2	B4.10	VT	2777-100F, 100PV	NO	N/A	
DCA-141-1-H-3	Pipe Support	80A2777	B-K-2	B4.10	VT	2777-101PV, 101F	NO	N/A	
DCA-141-1-H-4	Pipe Support	80A2777	B-K-2	B4.10	VT	2777-102F, 102PV	NO	N/A	
BOLTING EXAMINATIONS									
DCA-141-1-HV-1F032A-B	Valve HV-B31-1F032A Bolting (1 3/4")	80A2777	B-G-2	B7.70	VT-1	2777-103	NO	N/A	Note 1
DCA-141-1-I-2	Blind Flange Bolting	80A2777	B-G-2	B7.50	VT-1	2777-104	NO	N/A	Note 1

COMPONENT IDENTIFICATION	COMPONENT DESCRIPTION	PROCEDURE NUMBER	CODE CATEGORY	CODE ITEM NUMBER	CODE EXAM METHOD	DATA SHEET	INDICATIONS	EVALUATIONS	REMARKS
PIPING WELDS									
DCA-142-1-1-A	Pipe to Elbow	80A2771	B-J	B4.5	UT	2771-472, 473, 474	NO	N/A	
DCA-142-1-1-B	Elbow to Pipe	80A2771	B-J	B4.5	UT	2771-472, 473, 474	NO	N/A	
DCA-142-1-FW-2	Pipe to Tee	80A2771	B-J	B4.5	UT	2771-472, 473, 474	NO	N/A	
DCA-142-1-3-B	Tee to Pipe	80A2771	B-J	B4.5	UT	2771-472, 473, 474	NO	N/A	
DCA-142-1-3-A	Pipe to Flange	80A2771	B-J	B4.5	UT	2771-472, 473, 474	NO	N/A	
DCA-142-1-3-D	Tee to Pipe	80A2771	B-J	B4.5	UT	2771-472, 473, 474	NO	N/A	
DCA-142-1-3-C	Pipe to Elbow	80A2771	B-J	B4.5	UT	2771-472, 473, 474	N/A	N/A	

COMPONENT IDENTIFICATION	COMPONENT DESCRIPTION	PROCEDURE NUMBER	CODE CATEGORY	CODE ITEM NUMBER	CODE EXAM METHOD	DATA SHEET	INDICATIONS	EVALUATIONS	REMARKS
SUPPORT EXAMINATIONS									
DCA-142-1-H-1	Pipe Support	80A2777	B-K-2	B4.10	VT	2777-105F, 105PV	NO	N/A	
DCA-142-1-H-2	Pipe Support	80A2777	B-K-2	B4.10	VT	2777-106PV, 106F	NO	N/A	
DCA-142-1-H-3	Pipe Support	80A2777	B-K-2	B4.10	VT	2777-107PV, 107F	NO	N/A	
DCA-142-1-H-4	Pipe Support	80A2777	B-K-2	B4.10	VT	2777-108F, 108PV	NO	N/A	
BOLTING EXAMINATIONS									
DCA-142-1-HV-1F032B-B	Valve HV-B31-1F032B Bolting (1 3/4")	80A2777	B-G-2	B7.70	VT-1	2777-109	NO	N/A	Note 1
DCA-142-1-I-2	Blind Flange Bolting	80A2777	B-G-2	B7.50	VT-1	2777-110	NO	N/A	Note 1

System: Main Steam
 Reference Drawing: No. VNB-B21-1
 Susquehanna Final Report



Rev: 3 Page: 1 of 58

COMPONENT IDENTIFICATION	COMPONENT DESCRIPTION	PROCEDURE NUMBER	CODE CATEGORY	CODE ITEM NUMBER	CODE EXAM METHOD	DATA SHEET	INDICATIONS	EVALUATIONS	REMARKS
PIPING WELDS									
VNB-B21-1-FW-C7	Valve HV-B21-1FO28C to Reducer	80A2771	C-F	C2.1	UT	2771-1385,1386,1387	NO	N/A	
VNB-B21-1-FW-C5	Valve HV-B21-1FO22C to Flued Head Penetration X-7C	80A2771	B-J	B4.5	UT	2771-1379,1380,1381	NO	N/A	Note 5
VNB-B21-1-FW-C6	Valve HV-B21-1FO28C to Flued Head Penetration X-7C	80A2771	B-J	B4.5	UT	2771-1409,1410,1411	NO	N/A	Note 5
VNB-B21-1-FW-C1	Nozzle NJC Safe-end to Pipe	80A2771	B-J	B4.5	UT	2771-1205,1206,1207	NO	N/A	
VNB-B21-1-7-A	Pipe to Elbow	80A2771	B-J	B4.5	UT	2771-1205,1206,1207	NO	N/A	
VNB-B21-1-7-B	Elbow to Pipe	80A2771	B-J	B4.5	UT	2771-1214,1215,1216	NO	N/A	
VNB-B21-1-FW-C2	Pipe to Pipe	80A2771	B-J	B4.5	UT	2771-1214,1215,1216	NO	N/A	
VNB-B21-1-5-B	Pipe to 4" Weldolet	80A2775	B-J	B4.7	PT	2775-232	NO	N/A	

COMPONENT IDENTIFICATION	COMPONENT DESCRIPTION	PROCEDURE NUMBER	CODE CATEGORY	CODE ITEM NUMBER	CODE EXAM METHOD	DATA SHEET	INDICATIONS	EVALUATIONS	REMARKS
PIPING WELDS									
VNB-B21-1-FW-C15	4" Weldolet to Pipe	80A2771	B-J	B4.5	UT	2771-1208,1209,1210	NO	N/A	
VNB-B21-1-5-A	Pipe to Elbow	80A2771	B-J	B4.5	UT	2771-1214,1215,1216	NO	N/A	
VNB-B21-1-FW-C3	Elbow to Elbow	80A2771	B-J	B4.5	UT	2771-1421,1422,1423	NO	N/A	
VNB-B21-1-19-A	Elbow to Pipe	80A2771	B-J	B4.5	UT	2771-1214,1215,1216	NO	N/A	Incomplete Exam Note 3
VNB-B21-1-19-L	Pipe to 8" Branch Connection	80A2771	B-J	B4.6	UT	2271-1281,1282,1283	NO	N/A	
VNB-B21-1-19-M	8" Branch Connection to Pipe	80A2771	B-J	B4.5	UT	2771-527, 535, 536	NO	N/A	
VNB-B21-1-19-N	Pipe to Flange	80A2771	B-J	B4.5	UT	2771-527, 535, 536	NO	N/A	

System: Main Steam
 Reference Drawing: No. VNB-B21-1
 Susquehanna Final Report



Rev: 3 Page: 3 of 58


COMPONENT IDENTIFICATION	COMPONENT DESCRIPTION	PROCEDURE NUMBER	CODE CATEGORY	CODE ITEM NUMBER	CODE EXAM METHOD	DATA SHEET	INDICATIONS	EVALUATIONS	REMARKS
PIPING WELDS									
VNB-B21-1-19-F	Pipe to 8" Branch Connection	80A2771	B-J	B4.6	UT	2771-1269,1270,1271	NO	N/A	
VNB-B21-1-19-J	8" Branch Connection to Pipe	80A2771	B-J	B4.5	UT	2771-527, 535, 536	NO	N/A	
VNB-B21-1-19-K	Pipe to Flange	80A2771	B-J	B4.5	UT	2771-527, 535, 536	NO	N/A	
VNB-B21-1-19-C	Pipe to 8" Branch Connection	80A2771	B-J	B4.6	UT	2771-1214,1215,1216	NO	N/A	
VNB-B21-1-19-D	8" Branch Connection to Pipe	80A2771	B-J	B4.5	UT	2771-527, 535, 536	NO	N/A	
VNB-B21-1-19-E	Pipe to Flange	80A2771	B-J	B4.5	UT	2771-527, 535, 537	NO	N/A	
VNB-B21-1-19-B	Pipe to Elbow	80A2771	B-J	B4.5	UT	2771-1214,1215,1216	NO	N/A	Incomplete Exam Note 3

System: Main Steam
 Reference Drawing: No. VNB-B21-1
 Susquehanna Final Report

nes

80A2804

Rev: 7 Page: 4 of 58

COMPONENT IDENTIFICATION	COMPONENT DESCRIPTION	PROCEDURE NUMBER	CODE CATEGORY	CODE ITEM NUMBER	CODE EXAM METHOD	DATA SHEET	INDICATIONS	EVALUATIONS	REMARKS
PIPING WELDS									
VNB-B21-1-FW-C16	Elbow to Pipe	80A2771	B-J	B4.5	UT	2771-1269,1270,1271	NO	N/A	
VNB-B21-1-23-T	Pipe to Pipe	80A2771	B-J	B4.5	UT	2771-1214,1215,1216	NO	N/A	
VNB-B21-1-23-A	Pipe to Elbow	80A2771	B-J	B4.5	UT	2771-1236,1237,1238	NO	N/A	
VNB-B21-1-FW-C4	Elbow to Valve HV-B21-1F022C	80A2771	B-J	B4.5	UT	2771-1421,1422,1423,	NO	N/A	Incomplete Exam Note 3 
VNB-B21-1-FW-D5	Valve HV-B21-1F022D to Flued Head Penetration X-7D	80A2771	B-J	B4.5	UT	2771-1379,1380,1381	NO	N/A	Note 5
VNB-B21-1-FW-D6	Valve HV-B21-1F028D to Flued Head Penetration X-7D	80A2771	B-J	B4.5	UT	2771-1409,1410,1411	NO	N/A	Note 5
VNB-B21-1-FW-D7	Valve HV-B21-1F028D to Reducer	80A2771	C-F	C2.1	UT	2771-1385,1386,1387	NO	N/A	
VNB-B21-1-FW-D1	Nozzle N3D Safe-end to Pipe	80A2771	B-J	B4.5	UT	2771-1205,1206,1207	NO	N/A	

System: Main Steam
 Reference Drawing: No. VND-B21-1
 Susquehanna Final Report

1105

80A2804

Rev: 3 Page: 5 of 58

COMPONENT IDENTIFICATION	COMPONENT DESCRIPTION	PROCEDURE NUMBER	CODE CATEGORY	CODE ITEM NUMBER	CODE EXAM METHOD	DATA SHEET	INDICATIONS	EVALUATIONS	REMARKS
PIPING WELDS									
VNB-B21-1-10-A	Pipe to Elbow	80A2771	B-J	B4.5	UT	2771-1205,1206,1207	NO	N/A	
VNB-B21-1-10-B	Elbow to Pipe	80A2771	B-J	B4.5	UT	2771-1205,1206,1207	NO	N/A	
VNB-B21-1-11-A	Pipe to Elbow	80A2771	B-J	B4.5	UT	2771-1205,1206,1207	NO	N/A	
VNB-B21-1-FW-D2	Pipe to Pipe	80A2771	B-J	B4.5	UT	2771-1205,1206,1207	NO	N/A	
VNB-B21-1-11-B	Elbow to Pipe	80A2771	B-J	B4.5	UT	2771-1205,1206,1207	NO	N/A	
VNB-B21-1-11-C	Pipe to Elbow	80A2771	B-J	B4.5	UT	2771-1205,1206,1207	NO	N/A	
VNB-B21-1-FW-D3	Tee to Elbow	80A2771	B-J	B4.5	UT	2771-1421,1422,1423	NO	N/A	
VNB-B21-1-20-X	Tee to Pipe	80A2771	B-J	B4.5	UT	2771-1263,1264,1265	NO	N/A	

System: Main Steam
 Reference Drawing: No. VNB-B21-1
 Susquehanna Final Report

1125

80A2804

Rev: .5 Page: 6 of 58

COMPONENT IDENTIFICATION	COMPONENT DESCRIPTION	PROCEDURE NUMBER	CODE CATEGORY	CODE ITEM NUMBER	CODE EXAM METHOD	DATA SHEET	INDICATIONS	EVALUATIONS	REMARKS
PIPING WELDS									
VNB-B21-1-20-W	Pipe to Elbow	80A2771	B-J	B4.5	UT	2771-1263,1264,1265	NO	N/A	
VNB-B21-1-20-B	Elbow to Pipe	80A2771	B-J	B4.5	UT	2771-1281,1282,1283	NO	N/A	Incomplete Exam Note 3
VNB-B21-1-20-C	Pipe to 8" Branch Connection	80A2771	B-J	B4.6	UT	2771-1281,1282,1283	NO	N/A	
VNB-B21-1-20-D	8" Branch Connection to Pipe	80A2771	B-J	B4.5	UT	2771-1217,1218,1219	NO	N/A	
VNB-B21-1-20-E	Pipe to Flange	80A2771	B-J	B4.5	UT	2771-524,535,536	NO	N/A	
VNB-B21-1-20-F	Pipe to 8" Branch Connection	80A2771	B-J	B4.6	UT	2771-1281,1282,1283	NO	N/A	Incomplete Exam Note 3
VNB-B21-1-20-J	8" Branch Connection to Pipe	80A2771	B-J	B4.5	UT	2771-524,535,536	NO	N/A	
VNB-B21-1-20-K	Pipe to Flange	80A2771	B-J	B4.5	UT	2771-1217,1218,1219	NO	N/A	

System: Main Steam
 Reference Drawing: No. YNB-D21-1
 Susquehanna Final Report

1125
 80A2804

Rev: 3 Page: 7 of 58

COMPONENT IDENTIFICATION	COMPONENT DESCRIPTION	PROCEDURE NUMBER	CODE CATEGORY	CODE ITEM NUMBER	CODE EXAM METHOD	DATA SHEET	INDICATIONS	EVALUATIONS	REMARKS
PIPING WELDS									
YNB-B21-1-20-L	Pipe to 8" Branch Connection	80A2771	B-J	B4.6	UT	2771-1205,1206,1207	NO	N/A	
YNB-B21-1-20-M	8" Branch Connection to Pipe	80A2771	B-J	B4.5	UT	2771-524,535,536	NO	N/A	
YNB-B21-1-20-N	Pipe to Flange	80A2771	B-J	B4.5	UT	2771-1217,1218,1219	NO	N/A	
YNB-B21-1-20-P	Pipe to 8" Branch Connection	80A2771	B-J	B4.6	UT	2771-1205,1206,1207	NO	N/A	
YNB-B21-1-20-R	8" Branch Connection to Pipe	80A2771	B-J	B4.5	UT	2771-524,535,536	NO	N/A	
YNB-B21-1-20-S	Pipe to Flange	80A2771	B-J	B4.5	UT	2771-1217,1218,1219	NO	N/A	
YNB-B21-1-20-V	Pipe to 8" Branch Connection	80A2771	B-J	B4.6	UT	2771-1275,1276,1277	NO	N/A	
YNB-B21-1-20-U	8" Branch Connection to Pipe	80A2771	B-J	B4.5	UT	2771-524,535,536	NO	N/A	

System: Main Steam
 Reference Drawing: No. VNB-B21-1
 Susquehanna Final Report



Rev: 3 Page: 8 of 58

COMPONENT IDENTIFICATION	COMPONENT DESCRIPTION	PROCEDURE NUMBER	CODE CATEGORY	CODE ITEM NUMBER	CODE EXAM METHOD	DATA SHEET	INDICATIONS	EVALUATIONS	REMARKS
PIPING WELDS									
VNB-B21-1-20-T	Pipe to Flange	80A2771	B-J	B4.5	UT	2771-524,535,536	NO	N/A	
VNB-B21-1-20-A	Pipe to Pipe Cap	80A2771	B-J	B4.5	UT	2771-1281,1282,1283	NO	N/A	
VNB-B21-1-FW-D15	Tee to Pipe	80A2771	B-J	B4.5	UT	2771-1205,1206,1207	NO	N/A	
VNB-B21-1-24-A	Pipe to Elbow	80A2771	B-J	B4.5	UT	2771-1239,1240,1241	NO	N/A	
VNB-B21-1-FW-D4	Elbow to Valve HV-B21-1F022D	80A2771	B-J	B4.5	UT	2771-1421,1422,1423	NO	N/A	
VNB-B21-1-24-T	Pipe to Pipe	80A2771	B-J	B4.5	UT	2771-1214,1215,1216	NO	N/A	
BOLTING EXAMINATIONS									
VNB-B21-1-HV-F022C-B	Valve HV-B21-1F022C Bolting (2")	80A2777	B-G-2	B7.70	VT-1	2777-336	NO	N/A	Note 1

COMPONENT IDENTIFICATION	COMPONENT DESCRIPTION	PROCEDURE NUMBER	CODE CATEGORY	CODE ITEM NUMBER	CODE EXAM METHOD	DATA SHEET	INDICATIONS	EVALUATIONS	REMARKS
BOLTING EXAMINATIONS									
VNB-B21-1-HV-1F028C-B	Valve HV-B21-1F028C Bolting (2")	80A2777	B-G-2	B7.70	VT-1	2777, 1021	NO	N/A	Note 1
VNB-B21-1-HV-1F022D-B	Valve HV-B21-1F022D Bolting (2")	80A2777	B-G-2	B7.70	VT-1	2777-335	NO	N/A	Note 1
VNB-B21-1-HV-1F028D-B	Valve HV-B21-1F028D Bolting (2")	80A2777	B-G-2	B7.70	VT-1	2777-1020	NO	N/A	Note 1
VNB-B21-1-20-T-B	Flange Bolting at Weld 20-T (1-3/8")	80A2777	B-G-2	B7.50	VT-1	2777-451	NO	N/A	Note 1
VNB-B21-1-20-S-B	Flange Bolting at Weld 20-S (1-3/8")	80A2777	B-G-2	B7.50	VT-1	2777-450	NO	N/A	Note 1
VNB-B21-1-20-N-B	Flange Bolting at Weld 20-N (1-3/8")	80A2777	B-G-2	B7.50	VT-1	2777-449	NO	N/A	Note 1
VNB-B21-1-20-K-B	Flange Bolting at Weld 20-K (1-3/8")	80A2777	B-G-2	B7.50	VT-1	2777-448	NO	N/A	Note 1
VNB-B21-1-20-E-B	Flange Bolting at Weld 20-E (1-3/8")	80A2777	B-G-2	B7.50	VT-1	2777-447	NO	N/A	Note 1

System: Main Steam
 Reference Drawing: No. VNB-B21-1
 Susquehanna Final Report

NES
 80A2804

Rev: 3 Page: 10 of 58

COMPONENT IDENTIFICATION	COMPONENT DESCRIPTION	PROCEDURE NUMBER	CODE CATEGORY	CODE ITEM NUMBER	CODE EXAM METHOD	DATA SHEET	INDICATIONS	EVALUATIONS	REMARKS
BOLTING EXAMINATIONS									
VNB-B21-1-19-N-B	Flange Bolting at Weld 19-N (1-3/8")	80A2777	B-G-2	B7.50	VT-1	2777-454	NO	N/A	Note 1
VNB-B21-1-19-K-B	Flange Bolting at Weld 19-K (1-3/8")	80A2777	B-G-2	B7.50	VT-1	2777-453	NO	N/A	Note 1
VNB-B21-1-19-E-B	Flange Bolting at Weld 19-E (1-3/8")	80A2777	B-G-2	B7.50	VT-1	2777-452	NO	N/A	Note 1
VNB-B21-1-PSV-1F013N-B	Valve PSV-B21-1F013N Pressure Retaining Bolting	80A2777	B-G-2	B7.70	VT-1	2777-455	NO	N/A	Note 1
VNB-B21-1-PSV-1F013D-B	Valve PSV-B21-1F013D Pressure Retaining Bolting	80A2777	B-G-2	B7.70	VT-1	2777-456	NO	N/A	Note 1
VNB-B21-1-PSV-1F013F-B	Valve PSV-B21-1F013F Pressure Retaining Bolting	80A2777	B-G-2	B7.70	VT-1	2777-457	NO	N/A	Note 1
VNB-B21-1-PSV-1F013K-B	Valve PSV-B21-1F013K Pressure Retaining Bolting	80A2777	B-G-2	B7.70	VT-1	2777-458	NO	N/A	Note 1
VNB-B21-1-PSV-1F013H-B	Valve PSV-B21-1F013H Pressure Retaining Bolting	80A2777	B-G-2	B7.70	VT-1	2777-459	NO	N/A	Note 1

System: Main Steam
 Reference Drawing: No. VNB-D21-1
 Susquehanna Final Report

NES
 80A2804

Rev: 3 Page: 11 of 58

COMPONENT IDENTIFICATION	COMPONENT DESCRIPTION	PROCEDURE NUMBER	CODE CATEGORY	CODE ITEM NUMBER	CODE EXAM METHOD	DATA SHEET	INDICATIONS	EVALUATIONS	REMARKS
BOLTING EXAMINATIONS									
VNB-D21-1-PSV-1F013R-B	Valve PSV-D21-1F013R Pressure Retaining Bolting	80A2777	B-G-2	B7.70	VT	2777-462 ^{"A"}	NO	N/A	Note 1
VNB-D21-1-PSV-1F013D-B	Valve PSV-D21-1F013D Pressure Retaining Bolting	80A2777	B-G-2	B7.70	VT-1	2777-461	NO	N/A	Note 1
VNB-D21-1-PSV-1F013L-B	Valve PSV-D21-1F013L Pressure Retaining Bolting	80A2777	B-G-2	B7.70	VT-1	2777-460	NO	N/A	Note 1

COMPONENT IDENTIFICATION	COMPONENT DESCRIPTION	PROCEDURE NUMBER	CODE CATEGORY	CODE ITEM NUMBER	CODE EXAM METHOD	DATA SHEET	INDICATIONS	EVALUATIONS	REMARKS
SUPPORT EXAMINATIONS									
YNB-B21-1-H-57	Pipe Support	80A2777	B-K-2	B4.10	VT	2777-353 PV, 353F	NO	N/A	
YNB-B21-1-H-17	Pipe Support	80A2777	B-K-2	B4.10	VT	2777-340	NO	N/A	
YNB-B21-1-H-18	Pipe Support	80A2777	B-K-2	B4.10	VT	2777-339	NO	N/A	
YNB-B21-1-H-8	Pipe Support	80A2777	B-K-2	B4.10	VT	2777-346 PV, 346F	NO	N/A	
YNB-B21-1-H-13	Pipe Support	80A2777	B-K-2	B4.10	VT	2777-597 PV, 597F	NO	N/A	

System: Main Steam
 Reference Drawing: No. VNB-B21-1
 Susquehanna Final Report

nes

80A2804

Rev: 3 Page: 13 of 58

COMPONENT IDENTIFICATION	COMPONENT DESCRIPTION	PROCEDURE NUMBER	CODE CATEGORY	CODE ITEM NUMBER	CODE EXAM METHOD	DATA SHEET	INDICATIONS	EVALUATIONS	REMARKS
SUPPORT EXAMINATIONS									
VNB-B21-1-H-14	Pipe Support	80A2777	B-K-2	B4.10	VT	2777-801	NO	N/A	
VNB-B21-1-H-36	Pipe Support, 8 Lugs	80A2775	B-K-1	B10.10	PT	2775-66	NO	N/A	Note 1
	Pipe Support	80A2777	B-K-2	B4.10	VT	2777-53PV, 53F	NO	N/A	
VNB-B21-1-H-20	Pipe Support	80A2777	B-K-2	B4.10	VT	2777-666	NO	N/A	
VNB-B21-1-H-58	Pipe Support	80A2777	B-K-2	B4.10	VT	2777-564PV, 564F	NO	N/A	
VNB-B21-1-H-9	Pipe Support	80A2777	B-K-2	B4.10	VT	2777-802	NO	N/A	
VNB-B21-1-H-11	Pipe Support	80A2777	B-K-2	B4.10	VT	2777-498PV, 498F	NO	N/A	
VNB-B21-1-H-12	Pipe Support	80A2777	B-K-2	B4.10	VT	2777-356PV, 356F	NO	N/A	
VNB-B21-1-H-37	Pipe Support	80A2777	B-K-2	B4.10	VT	2777-357PV, 357F	NO	N/A	

System: Main Steam
 Reference Drawing: No. VNB-B21-1
 Susquehanna Final Report

1125

80A2804

Rev: 3 Page: 14 of 58

COMPONENT IDENTIFICATION	COMPONENT DESCRIPTION	PROCEDURE NUMBER	CODE CATEGORY	CODE ITEM NUMBER	CODE EXAM METHOD	DATA SHEET	INDICATIONS	EVALUATIONS	REMARKS
SUPPORT EXAMINATIONS									
VNB-B21-1-H-38	Pipe Support	80A2777	B-K-2	B4.10	VT	2777-399PV,399F	NO	N/A	
VNB-B21-1-H-7	Pipe Support, 4 Lugs	80A2775	B-K-1	B10.10	PT	INACCESSIBLE	NO	N/A	Notes 1, 2
	Pipe Support	80A2777	B-K-2	B4.10	VT	2777-345PV, 345F	NO	N/A	
VNB-B21-1-H-55	Pipe Support	80A2777	B-K-2	B4.10	VT	2777-359PV, 359F	NO	N/A	
VNB-B21-1-H-15	Pipe Support	80A2777	B-K-2	B4.10	VT	2777-55PV, 55F	NO	N/A	
VNB-B21-1-H-19	Pipe Support	80A2777	B-K-2	B4.10	VT	2777-76PV,76F	NO	N/A	
VNB-B21-1-H-10	Pipe Support	80A2777	B-K-2	B4.10	VT	2777-344PV,344F	NO	N/A	
VNB-B21-1-H-16	Pipe Support	80A2777	B-K-2	B4.10	VT	2777-421PV,421F	NO	N/A	
VNB-B21-1-H-56	Pipe Support	80A2777	B-K-2	B4.10	VT	2777-358PV,358F	NO	N/A	

COMPONENT IDENTIFICATION	COMPONENT DESCRIPTION	PROCEDURE NUMBER	CODE CATEGORY	CODE ITEM NUMBER	CODE EXAM METHOD	DATA SHEET	INDICATIONS	EVALUATIONS	REMARKS
SUPPORT EXAMINATIONS									
VNB-B21-1-H-40	Pipe Support	80A2777	B-K-2	B4.10	VT	2777-727	NO	N/A	
VNB-B21-1-H-41	Pipe Support	80A2777	B-K-2	B4.10	VT	2777-748	NO	N/A	
VNB-B21-1-H-39	Pipe Support	80A2777	B-K-2	B4.10	VT	2777-215PV, 215F	NO	N/A	
VNB-B21-1-H-50	Pipe Support	80A2777	B-K-2	B4.10	VT	2777-91PV, 91F	NO	N/A	
VNB-B21-1-H-44	Pipe Support	80A2777	B-K-2	B4.10	VT	2777-355PV, 355F	NO	N/A	
VNB-B21-1-H-45	Pipe Support	80A2777	B-K-2	B4.10	VT	2777-354PV, 354F	NO	N/A	
VNB-B21-1-H-6	Pipe Support, 4 Lugs	80A2775	B-K-1	B10.10	PT	INACCESSIBLE	NO	N/A	Notes 1, 2
	Pipe Support	80A2777	B-K-2	B4.10	VT	2777-405PV, 405F	NO	N/A	

System: Main Steam
 Reference Drawing: No. VND-B21-1
 Susquehanna Final Report

1125

80A2804

Rev: 4 Page: 16 of 58

COMPONENT IDENTIFICATION	COMPONENT DESCRIPTION	PROCEDURE NUMBER	CODE CATEGORY	CODE ITEM NUMBER	CODE EXAM METHOD	DATA SHEET	INDICATIONS	EVALUATIONS	REMARKS
SUPPORT EXAMINATIONS									
VND-B21-1- HA-C	Flued Head to Penetration X-7C	80A2776	B-K-1	B10.10	MT	2776-10	NO	N/A	Note 1
		80A2777	B-K-2	B4.10	VT	2777-1122	NO	N/A	
VND-B21-1- HA-D	Flued Head to Penetration X-7D	80A2776	B-K-1	B10.10	MT	2776-9, 9A	NO	N/A	Note 1
		80A2775	B-K-1	B10.10	PT	2775-255	NO	N/A	Note 9
		80A2777	B-K-2	B4.10	VT	2777-1121	NO	N/A	

System: Main Steam
 Reference Drawing: No. VNB-B21-2
 Susquehanna Final Report

NES

80A2804

Rev: 3 Page: 17 of 58

COMPONENT IDENTIFICATION	COMPONENT DESCRIPTION	PROCEDURE NUMBER	CODE CATEGORY	CODE ITEM NUMBER	CODE EXAM METHOD	DATA SHEET	INDICATIONS	EVALUATIONS	REMARKS
PIPING WELDS									
VNB-B21-2-FW-B5	Valve HV-B21-1F022B to Process Pipe Penetration X-7B	80A2771	B-J	B4.5	UT	2771-1388,1389,1390	NO	N/A	Note 5
VNB-B21-2-FW-B6	Valve HV-B21-1F028B to Flued Head Penetration X-7B	80A2771	B-J	B4.5	UT	2771-1412,1413,1414	NO	N/A	Note 5
VNB-B21-2-FW-B1	Nozzle N3B Safe-end to Pipe	80A2771	B-J	B4.5	UT	2771-1220,1221,1222	NO	N/A	
VNB-B21-2-4-A	Pipe to Elbow	80A2771	B-J	B4.5	UT	2771-1220,1221,1222	NO	N/A	
VNB-B21-2-4-B	Elbow to Pipe	80A2771	B-J	B4.5	UT	2771-1220,1221,1222	NO	N/A	
VNB-B21-2-FW-B2	Pipe to Pipe	80A2771	B-J	B4.5	UT	2771-1220,1221,1222	NO	N/A	
VNB-B21-2-8-C	Pipe to Sweepolet (10")	80A2771	B-J	B4.6	UT	2771,1229,1230,1231	NO	N/A	
VNB-B21-2-FW-B15	Sweepolet to 10" Pipe	80A2771	B-J	B4.5	UT	2771-1211,1212,1213	NO	N/A	

COMPONENT IDENTIFICATION	COMPONENT DESCRIPTION	PROCEDURE NUMBER	CODE CATEGORY	CODE ITEM NUMBER	CODE EXAM METHOD	DATA SHEET	INDICATIONS	EVALUATIONS	REMARKS
	PIPING WELDS								
VNB-B21-2-FW-B3	Elbow to Elbow	80A2771	B-J	B4.5	UT	2771-1430,1431,1432	NO	N/A	
VNB-B21-2-18-A	Elbow to Pipe	80A2771	B-J	B4.5	UT	2771-1226,1227,1228	NO	N/A	Incomplete Exam Note 3
VNB-B21-2-18-L	Pipe to 8" Branch Connection	80A2771	B-J	B4.6	UT	2771-1284,1285,1286	NO	N/A	
VNB-B21-2-8-A	Pipe to Elbow	80A2771	B-J	B4.5	UT	2771-1226,1227,1228	NO	N/A	
VNB-B21-2-18-M	8" Branch Connection to Pipe	80A2771	B-J	B4.5	UT	2771-526, 533, 534	NO	N/A	
VNB-B21-2-18-N	Pipe to Flange	80A2771	B-J	B4.5	UT	2771-526, 533, 534	NO	N/A	
VNB-B21-2-18-F	Pipe to 8" Branch Connection	80A2771	B-J	B4.6	UT	2771-1284,1285,1286	NO	N/A	
VNB-B21-2-18-J	8" Branch Connection to Pipe	80A2771	B-J	B4.5	UT	2771-526, 533, 534	NO	N/A	

System: Main Steam
 Reference Drawing: No. VNB-B21-2
 Susquehanna Final Report



80A2804

Rev: 3 Page: 19 of 58


COMPONENT IDENTIFICATION	COMPONENT DESCRIPTION	PROCEDURE NUMBER	CODE CATEGORY	CODE ITEM NUMBER	CODE EXAM METHOD	DATA SHEET	INDICATIONS	EVALUATIONS	REMARKS
PIPING WELDS									
VNB-B21-2-18-K	Flange to Pipe	80A2771	B-J	B4.5	UT	2771-526, 533, 534	NO	N/A	
VNB-B21-2-18-C	Pipe to 8" Branch Connection	80A2771	B-J	B4.6	UT	2771-1226,1227,1228	NO	N/A	
VNB-B21-2-18-D	8" Branch Connection to Pipe	80A2771	B-J	B4.5	UT	2771-526, 533, 534	NO	N/A	
VNB-B21-2-18-E	Pipe to Flange	80A2771	B-J	B4.5	UT	2771-526, 533, 534	NO	N/A	
VNB-B21-2-22-T	Pipe to Pipe	80A2771	B-J	B4.5	UT	2771-1226,1227,1228	NO	N/A	
VNB-B21-2-18-B	Pipe to Elbow	80A2771	B-J	B4.5	UT	2771-1226,1227,1228	NO	N/A	Incomplete Exam Note 3
VNB-B21-2-FW-B16	Elbow to Pipe	80A2771	B-J	B4.5	UT	2771-1226,1227,1228	NO	N/A	
VNB-B21-2-22-A	Pipe To Elbow	80A2771	B-J	B4.5	UT	2771-1245,1246,1247	NO	N/A	

System: Main Steam
 Reference Drawing: No. VNB-B21-2
 Susquehanna Final Report

nes

80A2804

Rev: 7 Page: 20 of 58

COMPONENT IDENTIFICATION	COMPONENT DESCRIPTION	PROCEDURE NUMBER	CODE CATEGORY	CODE ITEM NUMBER	CODE EXAM METHOD	DATA SHEET	INDICATIONS	EVALUATIONS	REMARKS
PIPING WELDS									
VNB-B21-2-FW-B4	Elbow to Valve HV-B21-1F022B	80A2771	B-J	B4.5	UT	2771-1430, 1431, 1432	NO	N/A	Incomplete Exam Note 3 
VNB-B21-2-FW-B7	Valve HV-B21-1F028B to Reducer	80A2771	C-F	C2.1	UT	2771-1376,1377,1378	NO	N/A	
VNB-B21-2-FW-A5	Valve HV-B21-1F022A to Flued Head Penetration X-7A	80A2771	B-J	B4.5	UT	2771-1388,1389,1390	NO	N/A	Note 5
VNB-B21-2-FW-A6	Valve HV-B21-1F028A to Flued Head Penetration X-7A	80A2771	B-J	B4.5	UT	2771-1412,1413,1414	NO	N/A	Note 5
VNB-B21-2-FW-A1	Nozzle N3A Safe-end to Pipe	80A2771	B-J	B4.5	UT	2771-1229,1230,1231	NO	N/A	
VNB-B21-2-1-A	Pipe to Elbow	80A2771	B-J	B4.5	UT	2771-1229,1230,1231	NO	N/A	
VNB-B21-2-1-B	Elbow to Pipe	80A2771	B-J	B4.5	UT	2771-1229,1230,1231	NO	N/A	
VNB-B21-2-FW-A2	Pipe to Pipe	80A2771	B-J	B4.5	UT	2771-1242,1243,1244	NO	N/A	

System: Main Steam
 Reference Drawing: No. VNB-B21-2
 Susquehanna Final Report

1125

80A2804

Rev: 3 Page: 21 of 58

COMPONENT IDENTIFICATION	COMPONENT DESCRIPTION	PROCEDURE NUMBER	CODE CATEGORY	CODE ITEM NUMBER	CODE EXAM METHOD	DATA SHEET	INDICATIONS	EVALUATIONS	REMARKS
PIPING WELDS									
VNB-B21-2-2-A	Pipe to Elbow	80A2771	B-J	B4.5	UT	2771-1226,1227,1228	NO	N/A	
VNB-B21-2-2-B	Elbow to Pipe	80A2771	B-J	B4.5	UT	2771-1226,1227,1228	NO	N/A	
VNB-B21-2-2-C	Pipe to Elbow	80A2771	B-J	B4.5	UT	2771-1242,1243,1244	NO	N/A	Incomplete Exam Note 3
VNB-B21-2-FW-A3	Elbow to Tee	80A2771	B-J	B4.5	UT	2771-1430,1431,1432	NO	N/A	
VNB-B21-2-FW-A15	Tee to Pipe	80A2771	B-J	B4.5	UT	2771-1226,1227,1228	NO	N/A	
VNB-B21-2-21-T	Pipe to Pipe	80A2771	B-J	B4.5	UT	2771-1260,1261,1262	NO	N/A	
VNB-B21-2-21-A	Pipe to Elbow	80A2771	B-J	B4.5	UT	2771-1229,1230,1231	NO	N/A	
VNB-B21-2-FW-A4	Elbow to Valve HV-B21-1F022A	80A2771	B-J	B4.5	UT	2771-1430,1431,1432	NO	N/A	

System: Main Steam
 Reference Drawing: No. VNB-B21-2
 Susquehanna Final Report

1125

80A2804

Rev: 5 Page: 22 of 58

COMPONENT IDENTIFICATION	COMPONENT DESCRIPTION	PROCEDURE NUMBER	CODE CATEGORY	CODE ITEM NUMBER	CODE EXAM METHOD	DATA SHEET	INDICATIONS	EVALUATIONS	REMARKS
PIPING WELDS									
VNB-B21-2-FW-A7	Valve HV-B21-1F028A to Reducer	80A2771	C-F	C2.1	UT	2771-1376,1377,1378	NO	N/A	
VNB-B21-2-17-X	Tee to Pipe	80A2771	B-J	B4.5	UT	2771-1266,1267,1268	NO	N/A	
VNB-B21-2-17-W	Pipe to Elbow	80A2771	B-J	B4.5	UT	2771-1266,1267,1268	NO	N/A	
VNB-B21-2-17-B	Pipe to Elbow	80A2771	B-J	B4.5	UT	2771-1229,1230,1231	NO	N/A	Incomplete Exam Note 3
VNB-B21-2-17-C	Pipe to 8" Branch Connection	80A2771	B-J	B4.6	UT	2771-1226,1227,1228	NO	N/A	
VNB-B21-2-17-D	8" Branch Connection to Pipe	80A2771	B-J	B4.5	UT	2771-1223,1224,1225	NO	N/A	
VNB-B21-2-17-E	Pipe to Flange	80A2771	B-J	B4.5	UT	2771-525,533,534	NO	N/A	
VNB-B21-2-17-F	Pipe to 8" Branch Connection	80A2771	B-J	B4.6	UT	2771-1284, 1285, 1286	NO	N/A	Incomplete Exam Note 3

System: Main Steam
 Reference Drawing: No. VNB-B21-2
 Susquehanna Final Report

NES

80A2804

Rev: 3 Page: 23 of 58

COMPONENT IDENTIFICATION	COMPONENT DESCRIPTION	PROCEDURE NUMBER	CODE CATEGORY	CODE ITEM NUMBER	CODE EXAM METHOD	DATA SHEET	INDICATIONS	EVALUATIONS	REMARKS
PIPING WELDS									
VNB-B21-2-17-J	8" Branch Connection to Pipe	80A2771	B-J	B4.5	UT	2771-525,533,534	NO	N/A	
VNB-B21-2-17-K	Pipe to Flange	80A2771	B-J	B4.5	UT	2771-525, 533, 534	NO	N/A	
VNB-B21-2-17-L	Pipe to 8" Branch Connection	80A2771	B-J	B4.6	UT	2771-1284, 1285, 1286	NO	N/A	
VNB-B21-2-17-M	8" Branch Connection to Pipe	80A2771	B-J	B4.5	UT	2771-1223,1224,1225	NO	N/A	
VNB-B21-2-17-N	Pipe to Flange	80A2771	B-J	B4.5	UT	2771-525,533,534	NO	N/A	
VNB-B21-2-17-P	Pipe to 8" Branch Connection	80A2771	B-J	B4.6	UT	2771-1226,1227,1228	NO	N/A	
VNB-B21-2-17-R	8" Branch Connection to Pipe	80A2771	B-J	B4.5	UT	2771-1223,1224,1225	NO	N/A	
VNB-B21-2-17-S	Pipe to Flange	80A2771	B-J	B4.5	UT	2771-525, 533, 534	NO	N/A	

System: Main Steam
 Reference Drawing: No. VNB-B21-2
 Susquehanna Final Report

1125

80A2804

Rev: 3 Page: 24 of 58

COMPONENT IDENTIFICATION	COMPONENT DESCRIPTION	PROCEDURE NUMBER	CODE CATEGORY	CODE ITEM NUMBER	CODE EXAM METHOD	DATA SHEET	INDICATIONS	EVALUATIONS	REMARKS
PIPING WELDS									
VNB-B21-2-17-V	Pipe to 8" Branch Connection	80A2771	B-J	B4.6	UT	2771-1284,1285,1286	NO	N/A	
VNB-B21-2-17-U	8" Branch Connection to Pipe	80A2771	B-J	B4.5	UT	2771-525, 533, 534	NO	N/A	
VNB-B21-2-17-T	Pipe to Flange	80A2771	B-J	B4.5	UT	2771-1223,1224,1225	NO	N/A	
VNB-B21-2-17-A	Pipe to Pipe Cap	80A2771	B-J	B4.5	UT	2771-1278, 1279, 1280	NO	N/A	
BOLTING EXAMINATIONS									
VNB-B21-2-HV-1F022B-B	Valve HV-B21-1F022B Bolting (2")	80A2777	B-G-2	B7.70	VT-I	2777-337	NO	N/A	Note 1
VNB-B21-2-HV-1F028B-B	Valve HV-B21-1F028B Bolting (2")	80A2777	B-G-2	B7.70	VT-I	2777-1024	NO	N/A	Note 1
VNB-B21-2-HV-1F022A-B	Valve HV-B21-1F022A Bolting (2")	80A2777	B-G-2	B7.70	VT-I	2777-338	NO	N/A	Note 1

System: Main Steam
 Reference Drawing: No. VNB-B21-2
 Susquehanna Final Report

NES

80A2804

Rev: 3 Page: 25 of 58

COMPONENT IDENTIFICATION	COMPONENT DESCRIPTION	PROCEDURE NUMBER	CODE CATEGORY	CODE ITEM NUMBER	CODE EXAM METHOD	DATA SHEET	INDICATIONS	EVALUATIONS	REMARKS
BOLTING EXAMINATIONS									
VNB-B21-2- HV-1F028A-B	Valve HV-B21-1F028A Bolting (2")	80A2777	B-G-2	B7.70	VT-1	2777-1022	NO	N/A	Note 1
VNB-B21-2- 17-E-B	Flange Bolting at Weld 17-E (1-3/8")	80A2777	B-G-2	B7.50	VT-1	2777-470	NO	N/A	Note 1
VNB-B21-2- 17-K-B	Flange Bolting at Weld 17-K (1-3/8")	80A2777	B-G-2	B7.50	VT-1	2777-466	NO	N/A	Note 1
VNB-B21-2- 17-N-B	Flange Bolting at Weld 17-N (1-3/8")	80A2777	B-G-2	B7.50	VT-1	2777-469	NO	N/A	Note 1
VNB-B21-2- 17-S-B	Flange Bolting at Weld 17-S (1-3/8")	80A2777	B-G-2	B7.50	VT-1	2777-467	NO	N/A	Note 1
VNB-B21-2- 17-T-B	Flange Bolting at Weld 17-T (1-3/8")	80A2777	B-G-2	B7.50	VT-1	2777-468	NO	N/A	Note 1
VNB-B21-2- 18-N-B	Flange Bolting at Weld 18-N (1-3/8")	80A2777	B-G-2	B7.50	VT-1	2777-465	NO	N/A	Note 1
VNB-B21-2- 18-K-B	Flange Bolting at Weld 18-K (1-3/8")	80A2777	B-G-2	B7.50	VT-1	2777-464	NO	N/A	Note 1

COMPONENT IDENTIFICATION	COMPONENT DESCRIPTION	PROCEDURE NUMBER	CODE CATEGORY	CODE ITEM NUMBER	CODE EXAM METHOD	DATA SHEET	INDICATIONS	EVALUATIONS	REMARKS
BOLTING EXAMINATIONS									
VNB-B21-2-18-E-B	Flange Bolting at Weld 18-E (1-3/8")	80A2777	B-G-2	B7.50	VT-1	2777-463	NO	N/A	Note 1
VNB-B21-2-PSV-1F013A-B	Valve PSV-B21-1F013A Pressure Retaining Bolting	80A2777	B-G-2	B7.70	VT-1	2777-478	NO	N/A	Note 1
VNB-B21-2-PSV-1F013G-B	Valve PSV-B21-1F013G Pressure Retaining Bolting	80A2777	B-G-2	B7.70	VT-1	2777-477	NO	N/A	Note 1
VNB-B21-2-PSV-1F013E-B	Valve PSV-B21-1F013E Pressure Retaining Bolting	80A2777	B-G-2	B7.70	VT-1	2777-476	NO	N/A	Note 1
VNB-B21-2-PSV-1F013C-B	Valve PSV-B21-1F013C Pressure Retaining Bolting	80A2777	B-G-2	B7.70	VT-1	2777-474	NO	N/A	Note 1
VNB-B21-2-PSV-1F013S-B	Valve PSV-B21-1F013S Pressure Retaining Bolting	80A2777	B-G-2	B7.70	VT-1	2777-475	NO	N/A	Note 1
VNB-B21-2-PSV-1F013J-B	Valve PSV-B21-1F013J Pressure Retaining Bolting	80A2777	B-G-2	B7.70	VT-1	2777-471	NO	N/A	Note 1
VNB-B21-2-PSV-1F013M-B	Valve PSV-B21-1F013M Pressure Retaining Bolting	80A2777	B-G-2	B7.70	VT-1	2777-472	NO	N/A	Note 1

System: Main Steam
 Reference Drawing: No. VNB-B21-2
 Susquehanna Final Report

NES

80A2804

Rev: 3 Page: 27 of 58

COMPONENT IDENTIFICATION	COMPONENT DESCRIPTION	PROCEDURE NUMBER	CODE CATEGORY	CODE ITEM NUMBER	CODE EXAM METHOD	DATA SHEET	INDICATIONS	EVALUATIONS	REMARKS
BOLTING EXAMINATIONS									
VNB-B21-2- PSV-1F013P-B	Valve PSV-B21-1F013P Pressure Retaining Bolting	80A2777	B-G-2	B7.70	VT-1	2777-473	NO	N/A	Note 1
VALVE EXAMINATIONS									
HV-B21-1F022A	Valve HV-B21-1F022A Internal Pressure Boundary Surfaces	80A2777	B-M-2	B6.7	VT	INACCESSIBLE	N/A	N/A	Note 3
HV-B21-1F013A	Valve HV-B21-1F013A Internal Pressure Boundary Surfaces	80A2777	B-M-2	B6.7	VT	INACCESSIBLE	N/A	N/A	Note 3
SUPPORT EXAMINATIONS									
VNB-B21-2-H-26	Pipe Support	80A2777	B-K-2	B4.10	VT	2777-387PV,387F	NO	N/A	
VNB-B21-2-H-27	Pipe Support	80A2777	B-K-2	B4.10	VT	2777-350PV,350F	NO	N/A	
VNB-B21-2-H-2	Pipe Support	80A2777	B-K-2	B4.10	VT	2777-378PV,378F, 348F 348PV	NO	N/A	

System: Main Steam
 Reference Drawing: No. VNB-B21-2
 Susquehanna Final Report

1105

80A2804

Rev: 3 Page: 28 of 58

COMPONENT IDENTIFICATION	COMPONENT DESCRIPTION	PROCEDURE NUMBER	CODE CATEGORY	CODE ITEM NUMBER	CODE EXAM METHOD	DATA SHEET	INDICATIONS	EVALUATIONS	REMARKS
SUPPORT EXAMINATIONS									
VNB-B21-2-H-28	Pipe Support	80A2777	B-K-2	B4.10	VT	2777-351PV,351F, 351RI	NO	N/A	
VNB-B21-2-H-49	Pipe Support	80A2777	B-K-2	B4.10	VT	2777-388PV,388F, 388FRI 388PVR1	NO	N/A	
VNB-B21-2-H-24	Pipe Support	80A2777	B-K-2	B4.10	VT	2777-593PV,593F	NO	N/A	
VNB-B21-2-H-25	Pipe Support	80A2777	B-K-2	B4.10	VT	2777-596PV, 512F	NO	N/A	
VNB-B21-2-H-48	Pipe Support	80A2777	B-K-2	B4.10	VT	2777-396PV, 362F, 362PV	NO	N/A	
VNB-B21-2-H-21	Pipe Support	80A2777	B-K-2	B4.10	VT	2777-330	NO	N/A	
VNB-B21-2-H-22	Pipe Support	80A2777	B-K-2	B4.10	VT	2777-563PV,563F	NO	N/A	
VNB-B21-2-H-1	Pipe Support, 4 Lugs	80A2775	B-K-1	B10.10	PT	INACCESSIBLE	NO	N/A	Notes 1, 2
	Pipe Support	80A2777	B-K-2	B4.10	VT	2777-347PV, 347F	NO	N/A	

COMPONENT IDENTIFICATION	COMPONENT DESCRIPTION	PROCEDURE NUMBER	CODE CATEGORY	CODE ITEM NUMBER	CODE EXAM METHOD	DATA SHEET	INDICATIONS	EVALUATIONS	REMARKS
SUPPORT EXAMINATIONS									
VNB-B21-2-H-33	Pipe Support	80A2777	B-K-2	B4.10	VT	2777-361PV,361F	NO	N/A	
VNB-B21-2-H-34	Pipe Support	80A2777	B-K-2	B4.10	VT	2777-352PV, 352F	NO	N/A	
VNB-B21-2-H-5	Pipe Support	80A2777	B-K-2	B4.10	VT	2777-349PV,249F, 349F	NO	N/A	
VNB-B21-2-H-35	Pipe Support	80A2777	B-K-2	B4.10	VT	2777-500PV,500F	NO	N/A	
VNB-B21-2-H-42	Pipe Support, 8 Lugs	80A2775	B-K-1	B10.10	PT	2775-65	NO	N/A	Note 1
	Pipe Support	80A2777	B-K-2	B4.10	VT	2777-214PV, 214FRI 214F	NO	N/A	
VNB-B21-2-H-30	Pipe Support	80A2777	B-K-2	B4.10	VT	2777-749	NO	N/A	
VNB-B21-2-H-31	Pipe Support	80A2777	B-K-2	B4.10	VT	2777-595PV,595F	NO	N/A	
VNB-B21-2-H-32	Pipe Support	80A2777	B-K-2	B4.10	VT	2777-594PV,594F	NO	N/A	

System: Main Steam
 Reference Drawing: No. VNB-B21-2
 Susquehanna Final Report

NES

80A2804

Rev: 3 Page: 30 of 58

COMPONENT IDENTIFICATION	COMPONENT DESCRIPTION	PROCEDURE NUMBER	CODE CATEGORY	CODE ITEM NUMBER	CODE EXAM METHOD	DATA SHEET	INDICATIONS	EVALUATIONS	REMARKS
SUPPORT EXAMINATIONS									
VNB-B21-2-H-4	Pipe Support	80A2777	B-K-2	B4.10	VT	2777-499PV,499F	NO	N/A	
VNB-B21-2-H-29	Pipe Support	80A2777	B-K-2	B4.10	VT	2777-363PV,363F	NO	N/A	
VNB-B21-2-H-46	Pipe Support	80A2777	B-K-2	B4.10	VT	2777-562PV,562F	NO	N/A	
VNB-B21-2-H-47	Pipe Support	80A2777	B-K-2	B4.10	VT	2777-360PV,360F	NO	N/A	
VNB-B21-2-H-3	Pipe Support, 4 Lugs	80A2775	B-K-1	D10.10	PT	INACCESSIBLE	N/A	N/A	Notes 1, 2
	Pipe Support	80A2777	B-K-2	B4.10	VT	2777-400PV, 400F	NO	N/A	
VNB-B21-2-H-51	Pipe Support	80A2777	B-K-2	B4.10	VT	2777-401PV,401F	NO	N/A	
VNB-B21-2-H-53	Pipe Support	80A2777	B-K-2	B4.10	VT	2777-390PV,390F	N/A	N/A	
VNB-B21-2-H-54	Pipe Support	80A2777	B-K-2	B4.10	VT	2777-850	NO	N/A	

System: Main Steam
 Reference Drawing: No. VNB-B21-2
 Susquehanna Final Report



80A2804

Rev: 4 Page: 31 of 38

COMPONENT IDENTIFICATION	COMPONENT DESCRIPTION	PROCEDURE NUMBER	CODE CATEGORY	CODE ITEM NUMBER	CODE EXAM METHOD	DATA SHEET	INDICATIONS	EVALUATIONS	REMARKS
SUPPORT EXAMINATIONS									
VNB-B21-2-11-52	Pipe Support	80A2777	B-K-2	B4.10	VT	2777-849	NO	N/A	
VNB-B21-2-HA-A	Flued Head to Penetration X-7A	80A2776	B-K-1	B10.10	MT	2776-7	NO	N/A	Note 1
		80A2775	B-K-1	B10.10	PT	2775-256	NO	N/A	Note 9
		80A2777	B-K-2	B4.10	VT	2777-1120	NO	N/A	
VNB-B21-2-HA-B	Flued Head to Penetration X-7B	80A2776	B-K-1	B10.10	MT	2776-8	NO	N/A	Note 1
		80A2775	B-K-1	B10.10	PT	2775-257	NO	N/A	Note 9
		80A2777	B-K-2	B4.10	VT	2777-1119	NO	N/A	

System: Main Steam
 Reference Drawing: No. DBB-101-1
 Susquehanna Final Report

NES

80A2804

Rev: 3 Page: 32 of 58

COMPONENT IDENTIFICATION	COMPONENT DESCRIPTION	PROCEDURE NUMBER	CODE CATEGORY	CODE ITEM NUMBER	CODE EXAM METHOD	DATA SHEET	INDICATIONS	EVALUATIONS	REMARKS
PIPING WELDS									
DBB-101-1-1-A	Reducer to Pipe	80A2771	C-G	C2.1	UT	2771-960, 961, 962	NO	N/A	
DBB-101-1-FW-2	Elbow to Pipe	80A2771	C-G	C2.1	UT	2771-960, 961, 962	NO	N/A	
DBB-101-1-3-A	Pipe to Elbow	80A2771	C-G	C2.1	UT	2771-960, 961, 962	NO	N/A	
DBB-101-1-FW-4	Elbow to Pipe	80A2771	C-G	C2.1	UT	2771-960, 961, 962	NO	N/A	
DBB-101-1-5-B	Restraint Insert to Pipe	80A2771	C-G	C2.1	UT	2771-960, 961, 962	NO	N/A	
DBB-101-1-FW-8	Elbow to Pipe	80A2771	C-G	C2.1	UT	2771-960, 961, 962	NO	N/A	
DBB-101-1-FW-9	Tee to Pipe	80A2771	C-G	C2.1	UT	2771-960, 961, 962	NO	N/A	
DBB-101-1-9-B	24" Pipe to Sweepolet	80A2771	C-G	C2.3	UT	2771-960, 961, 962	NO	N/A	

System: Main Steam
 Reference Drawing: No. DBB-101-1
 Susquehanna Final Report

1125

30A2804

Rev: 3 Page: 33 of 58

COMPONENT IDENTIFICATION	COMPONENT DESCRIPTION	PROCEDURE NUMBER	CODE CATEGORY	CODE ITEM NUMBER	CODE EXAM METHOD	DATA SHEET	INDICATIONS	EVALUATIONS	REMARKS
PIPING WELDS									
DBB-101-1-FW-11	Weldolet to 8" Pipe	80A2771	C-G	C2.1	UT	2771-372, 388, 387	NO	N/A	
DBB-101-1-10-B	Elbow to Pipe	80A2771	C-G	C2.1	UT	2771-998, 999, 1000	NO	N/A	
DBB-101-1-10-D	Elbow to Pipe	80A2771	C-G	C2.1	UT	2771-998, 999, 1000	NO	N/A	
SUPPORT EXAMINATIONS									
DBB-101-1-H-10	Pipe Support	80A2775	C-E-2	C2.6	VT	2777-229PV, 229F	NO	N/A	
DBB-101-1-H-7	Pipe Support, Restraint Insert, Lugs,	80A2775	C-E-1	C3.40	PT	2775-216R1, 216	NO	N/A	Note 1
	Pipe Support	80A2777	C-E-2	C2.6	VT	2777-226PV, 226F	NO	N/A	
DBB-101-1-H-6	Pipe Support	80A2777	C-E-2	C2.6	VT	2777-225PV, 225F	NO	N/A	

System: Main Steam
 Reference Drawing: No. DBB-101-1
 Susquehanna Final Report



80A2804

Rev: 3 Page: 34 of 58

COMPONENT IDENTIFICATION	COMPONENT DESCRIPTION	PROCEDURE NUMBER	CODE CATEGORY	CODE ITEM NUMBER	CODE EXAM METHOD	DATA SHEET	INDICATIONS	EVALUATIONS	REMARKS
SUPPORT EXAMINATIONS									
DBB-101-1-H-1	Pipe Support	80A2777	C-E-2	C2.6	VT	2777-276PV, 276F	NO	N/A	
DBB-101-1-H-2	Pipe Support	80A2777	C-E-2	C2.6	VT	2777-222PV, 222F	NO	N/A	
DBB-101-1-H-3	Pipe Support	80A2777	C-E-2	C2.6	VT	2777-277PV, 277F	NO	N/A	
DBB-101-1-H-4	Pipe Support	80A2777	C-E-2	C2.6	VT	2777-223PV, 223F	NO	N/A	
DBB-101-1-H-5	Pipe Support	80A2777	C-E-2	C2.6	VT	2777-224PV, 224F	NO	N/A	
DBB-101-1-H-8	Pipe Support	80A2777	C-E-2	C2.6	VT	2777-227PV, 227F	NO	N/A	
DBB-101-1-H-9	Pipe Support	80A2777	C-E-2	C2.6	VT	2777-228PV, 228F, 228FRI	NO	N/A	
DBB-101-1-H-12	Pipe Support	80A2777	C-E-2	C2.6	VT	2777-221PV, 221F	NO	N/A	

System: Main Steam
 Reference Drawing: No. DBB-101-1
 Susquehanna Final Report

1125

80A2804

Rev: 4 Page: 35 of 58

COMPONENT IDENTIFICATION	COMPONENT DESCRIPTION	PROCEDURE NUMBER	CODE CATEGORY	CODE ITEM NUMBER	CODE EXAM METHOD	DATA SHEET	INDICATIONS	EVALUATIONS	REMARKS
SUPPORT EXAMINATIONS									
DBB-101-1-H-14	Pipe Support	80A2777	C-E-2	C2.6	VT	2777-932	NO	N/A	
	Pipe Support, Sleeve	80A2775	C-E-1	C3.40	PT	2775-39	NO	N/A	Note 1
DBB-101-1-H-17	Pipe Support	80A2777	C-E-2	C2.6	VT	2777-281PV, 281F	NO	N/A	
	Pipe Support, Saddle	80A2775	C-E-1	C3.40	PT	2775-223	NO	N/A	Note 1
DBB-101-1-H-15	Pipe Support, Beam and Lug	80A2775	C-E-1	C3.40	PT	2775-242	NO	N/A	Note 1
	Pipe Support	80A2777	C-E-2	C2.6	VT	2777-909	NO	N/A	
DBB-101-1-H-16	Pipe Support, Saddle	80A2775	C-E-1	C3.40	PT	2775-38	NO	N/A	Note 1
	Pipe Support	80A2777	C-E-2	C2.6	VT	2777-280PV, 280F	NO	N/A	

COMPONENT IDENTIFICATION	COMPONENT DESCRIPTION	PROCEDURE NUMBER	CODE CATEGORY	CODE ITEM NUMBER	CODE EXAM METHOD	DATA SHEET	INDICATIONS	EVALUATIONS	REMARKS
PIPING WELDS									
DBB-102-1-1-A	Reducer to Pipe	80A2771	C-G	C2.1	UT	2771-966, 967, 968	NO	N/A	
DBB-102-1-FW-2	Elbow to Pipe	80A2771	C-G	C2.1	UT	2771-966, 967, 968	NO	N/A	
DBB-102-1-FW-3	Elbow to Pipe	80A2771	C-G	C2.1	UT	2771-966, 967, 968	NO	N/A	
DBB-102-1-3-B	Restraint Insert to Pipe	80A2771	C-G	C2.1	UT	2771-963, 964, 965	NO	N/A	
DBB-102-1-4-A	Pipe to Restraint Insert	80A2771	C-G	C2.1	UT	2771-963, 964, 965	NO	N/A	
DBB-102-1-7-A	Pipe to Elbow	80A2771	C-G	C2.1	UT	2771-963, 964, 965	NO	N/A	
DBB-102-1-8-A	Pipe to Tee	80A2771	C-G	C2.1	UT	2771-963, 964, 965	NO	N/A	
DBB-102-1-FW-9	Tee to Pipe	80A2771	C-G	C2.1	UT	2771-963, 964, 965	NO	N/A	

System: Main Steam
 Reference Drawing: No. DBB-102-1
 Susquehanna Final Report

1105

80A2804

Rev: 4 Page: 37 of 58

COMPONENT IDENTIFICATION	COMPONENT DESCRIPTION	PROCEDURE NUMBER	CODE CATEGORY	CODE ITEM NUMBER	CODE EXAM METHOD	DATA SHEET	INDICATIONS	EVALUATIONS	REMARKS
PIPING WELDS									
DBB-102-1-9-B	24" Pipe to Weldolet	80A2771	C-G	C2.1	UT	2771-963, 964, 965	NO	N/A	
DBB-102-1-FW-11	Reducer to Valve MSV-3	80A2771	C-G	C2.1	UT	2771-1010, 1011, 1012	NO	N/A	
DBB-102-1-10-A	Pipe to Elbow	80A2771	C-G	C2.1	UT	2771-1013, 1014, 1015	NO	N/A	
DBB-102-1-10-C	Pipe to Elbow	80A2771	C-G	C2.1	UT	2771-1013, 1014, 1015	NO	N/A	
DBB-102-1-10-E	Pipe to Cap	80A2771	C-G	C2.1	UT	2771-1013, 1014, 1015	NO	N/A	
SUPPORT EXAMINATIONS									
DBB-102-1-H-6	Pipe Support, Restraint Insert, Lugs	80A2775	C-E-1	C3.40	PT	2775-212R1, 212, 212R2	NO	N/A	Note 1
	Pipe Support	80A2777	C-E-2	C2.6	VT	2777-235PV, 235F	NO	N/A	
DBB-102-1-H-12	Pipe Support, Restraint Insert, Lugs	80A2775	C-E-1	C3.40	PT	2775-229, 229R1, 229R2	NO	N/A	Note 1
	Pipe Support	80A2777	C-E-2	C2.6	VT	2777-239PV, 239F	NO	N/A	

System: Main Steam
 Reference Drawing: No. DBB-102-1
 Susquehanna Final Report

NES

80A2804

Rev: 3 Page: 38 of 58

COMPONENT IDENTIFICATION	COMPONENT DESCRIPTION	PROCEDURE NUMBER	CODE CATEGORY	CODE ITEM NUMBER	CODE EXAM METHOD	DATA SHEET	INDICATIONS	EVALUATIONS	REMARKS
SUPPORT EXAMINATIONS									
DBB-102-1-H-13	Pipe Support, Anchor	80A2775	C-E-1	C3.40	PT	2775-228, 228R1	NO	N/A	Note 1
	Pipe Support	80A2777	C-E-2	C2.6	VT	2777-240PV, 240F	NO	N/A	
DBB-102-1-H-1	Pipe Support	80A2777	C-E-2	C2.6	VT	2777-283PV, 283F	NO	N/A	
DBB-102-1-H-2	Pipe Support	80A2777	C-E-2	C2.6	VT	2777-231PV, 231F	NO	N/A	
DBB-102-1-H-3	Pipe Support	80A2777	C-E-2	C2.6	VT	2777-232PV, 232F	NO	N/A	
DBB-102-1-H-4	Pipe Support	80A2777	C-E-2	C2.6	VT	2777-233PV, 233F	NO	N/A	
DBB-102-1-H-5	Pipe Support	80A2777	C-E-2	C2.6	VT	2777-234PV, 234F	NO	N/A	
DBB-102-1-H-7	Pipe Support	80A2777	C-E-2	C2.6	VT	2777-236PV, 236F	NO	N/A	

System: Main Steam
 Reference Drawing: No. DBB-102-1
 Susquehanna Final Report



80A2804

Rev: 4 Page: 39 of 58

COMPONENT IDENTIFICATION	COMPONENT DESCRIPTION	PROCEDURE NUMBER	CODE CATEGORY	CODE ITEM NUMBER	CODE EXAM METHOD	DATA SHEET	INDICATIONS	EVALUATIONS	REMARKS
SUPPORT EXAMINATIONS									
DBB-102-1-11-8	Pipe Support	80A2777	C-E-2	C2.6	VT	2777-284PV, 324	NO	N/A	
DBB-102-1-11-9	Pipe Support	80A2777	C-E-2	C2.6	VT	2777-237PV, 237F	NO	N/A	
DBB-102-1-11-10	Pipe Support	80A2777	C-E-2	C2.6	VT	2777-238PV, 238F	NO	N/A	
DBB-102-1-11-11	Pipe Support	80A2777	C-E-2	C2.6	VT	2777-285PV, 285F	NO	N/A	
DBB-102-1-11-15	Pipe Support	80A2777	C-E-2	C2.6	VT	2777-230PV, 230F	NO	N/A	
DBB-102-1-11-16	Pipe Support	80A2777	C-E-2	C2.6	VT	2777-60PV, 60F	NO	N/A	
DBB-102-1-11-18	Pipe Support	80A2777	C-E-2	C2.6	VT	2777-286PV, 286F	NO	N/A	
	Pipe Support, Saddle	80A2775	C-E-1	C3.40	PT	2775-219	NO	N/A	Note 1
DBB-102-1-11-19	Pipe Support	80A2777	C-E-2	C2.6	VT	2777-287PV, 287F	NO	N/A	
	Pipe Support, Beam and Lug	80A2775	C-E-1	C3.40	PT	2775-40	NO	N/A	Note 1

System: Main Steam
 Reference Drawing: No. DBB-102-1
 Susquehanna Final Report

1125
 80A2804

Rev: 3 Page: 40 of 58

COMPONENT IDENTIFICATION	COMPONENT DESCRIPTION	PROCEDURE NUMBER	CODE CATEGORY	CODE ITEM NUMBER	CODE EXAM METHOD	DATA SHEET	INDICATIONS	EVALUATIONS	REMARKS
SUPPORT EXAMINATIONS									
DBB-102-1-H-20	Pipe Support	80A2777	C-E-2	C2.6	VT	2777-288PV, 288F	NO	N/A	
	Pipe Support, Saddle	80A2775	C-E-1	C3.40	PT	2775-225, 225R1	NO	N/A	Note 1
DBB-102-1-H-21	Pipe Support	80A2777	C-E-2	C2.6	VT	2777-289PV, 289F	NO	N/A	
	Pipe Support, Saddle	80A2775	C-E-1	C3.40	PT	2775-227	NO	N/A	Note 1

System: Main Steam
 Reference Drawing: No. DBB-103-1
 Susquehanna Final Report



80A2804

Rev: 3 Page: 41 of 58

COMPONENT IDENTIFICATION	COMPONENT DESCRIPTION	PROCEDURE NUMBER	CODE CATEGORY	CODE ITEM NUMBER	CODE EXAM METHOD	DATA SHEET	INDICATIONS	EVALUATIONS	REMARKS
PIPING WELDS									
DBB-103-1-1-A	Reducer to Pipe	80A2771	C-G	C2.1	UT	2771-969, 970, 971	NO	N/A	
DBB-103-1-FW-2	Elbow to Pipe	80A2771	C-G	C2.1	UT	2771-969, 970, 971	NO	N/A	
DBB-103-1-FW-3	Elbow to Pipe	80A2771	C-G	C2.1	UT	2771-969, 970, 971	NO	N/A	
DBB-103-1-3-B	Restraint Insert to Pipe	80A2771	C-G	C2.1	UT	2771-969, 970, 971	NO	N/A	
DBB-103-1-FW-14	Elbow to Pipe	80A2771	C-G	C2.1	UT	2771-969, 970, 971	NO	N/A	
DBB-103-1-5-B	Restraint Insert to Pipe	80A2771	C-G	C2.1	UT	2771-969, 970, 971	NO	N/A	
DBB-103-1-FW-8	Elbow to Pipe	80A2771	C-G	C2.1	UT	2771-969, 970, 971	NO	N/A	
DBB-103-1-9-B	Pipe to Weldolet	80A2771	C-G	C2.3	UT	2771-969, 970, 971	NO	N/A	

System: Main Steam
 Reference Drawing: No. DBB-103-1
 Susquehanna Final Report



80A2804

Rev: 4 Page: 42 of 58

COMPONENT IDENTIFICATION	COMPONENT DESCRIPTION	PROCEDURE NUMBER	CODE CATEGORY	CODE ITEM NUMBER	CODE EXAM METHOD	DATA SHEET	INDICATIONS	EVALUATIONS	REMARKS
PIPING WELDS									
DBB-103-1-FW-10	Weldolet to Pipe (8")	80A2771	C-G	C2.1	UT	2771-990, 991, 992	NO	N/A	
DBB-103-1-9-A	Pipe to Reducer	80A2771	C-G	C2.1	UT	2771-984, 985, 986	NO	N/A	
DBB-103-1-10-B	Elbow to Pipe	80A2771	C-G	C2.1	UT	2771-990, 991, 992	NO	N/A	
DBB-103-1-10-D	Elbow to Pipe	80A2771	C-G	C2.1	UT	2771-990, 991, 992	NO	N/A	
SUPPORT EXAMINATIONS									
DBB-103-1-H-6	Pipe Support, Restraint Insert, Lugs	80A2775	C-E-1	C3.40	PT	2775-215R1, 215	NO	N/A	Note 1
	Pipe Support	80A2777	C-E-2	C2.6	VT	2777-246PV, 246F	NO	N/A	
DBB-103-1-H-12	Pipe Support, Anchor	80A2775	C-E-1	C3.40	PT	2775-217, 217R1	NO	N/A	Note 1
	Pipe Support	80A2777	C-E-2	C2.6	VT	2777-251PV, 251F	NO	N/A	
DBB-103-1-11-13	Pipe Support, Restraint Insert, Lugs	80A2775	C-E-1	C3.40	PT	2775-218, 218R1, 218R2, 218R3	NO	N/A	Note 1
	Pipe Support	80A2777	C-E-2	C2.6	VT	2777-252PV, 252F	NO	N/A	

System: Main Steam
 Reference Drawing: No. DBB-103-1
 Susquehanna Final Report

1125
 80A2804

Rev: 3 Page: 43 of 58

COMPONENT IDENTIFICATION	COMPONENT DESCRIPTION	PROCEDURE NUMBER	CODE CATEGORY	CODE ITEM NUMBER	CODE EXAM METHOD	DATA SHEET	INDICATIONS	EVALUATIONS	REMARKS
SUPPORT EXAMINATIONS									
DBB-103-1-H-1	Pipe Support	80A2777	C-E-2	C2.6	VT	2777-242PV, 242F	NO	N/A	
DBB-103-1-H-2	Pipe Support	80A2777	C-E-2	C2.6	VT	2777-243PV, 243F	NO	N/A	
DBB-103-1-H-3	Pipe Support	80A2777	C-E-2	C2.6	VT	2777-244PV, 244F	NO	N/A	
DBB-103-1-H-4	Pipe Support	80A2777	C-E-2	C2.6	VT	2777-245PV, 245F	NO	N/A	
DBB-103-1-H-5	Pipe Support	80A2777	C-E-2	C2.6	VT	2777-291PV, 291F	NO	N/A	
DBB-103-1-H-7	Pipe Support	80A2777	C-E-2	C2.6	VT	2777-247PV, 247F	NO	N/A	
DBB-103-1-H-8	Pipe Support	80A2777	C-E-2	C2.6	VT	2777-248PV, 248F	NO	N/A	

System: Main Steam
 Reference Drawing: No. DBB-103-1
 Susquehanna Final Report

NES

80A2804

Rev: 4 Page: 44 of 58

COMPONENT IDENTIFICATION	COMPONENT DESCRIPTION	PROCEDURE NUMBER	CODE CATEGORY	CODE ITEM NUMBER	CODE EXAM METHOD	DATA SHEET	INDICATIONS	EVALUATIONS	REMARKS
SUPPORT EXAMINATIONS									
DBB-103-1-II-9	Pipe Support	80A2777	C-E-2	C2.6	VT	2777-249PV, 249F	NO	N/A	
DBB-103-1-II-10	Pipe Support	80A2777	C-E-2	C2.6	VT	2777-250PV, 250F	NO	N/A	
DBB-103-1-II-11	Pipe Support	80A2777	C-E-2	C2.6	VT	2777-32PV, 32F	NO	N/A	
DBB-103-1-II-15	Pipe Support	80A2777	C-E-2	C2.6	VT	2777-241PV, 241F 241PVR1	NO	N/A	
DBB-103-1-II-16	Pipe Support	80A2777	C-E-2	C2.6	VT	2777-292PV, 292F	NO	N/A	
DBB-103-1-II-17	Pipe Support	80A2777	C-E-2	C2.6	VT	2777-293PV, 293F	NO	N/A	
	Pipe Support, Saddle	80A2775	C-E-1	C3.40	PT	2775-231, 231R1	NO	N/A	Note 1
DBB-103-1-II-18	Pipe Support, Beam and Lug	80A2775	C-E-1	C3.40	PT	2775-247, 247R1	NO	N/A	Note 1
	Pipe Support	80A2777	C-E-2	C2.6	VT	2777-1079	NO	N/A	
DBB-103-1-II-19	Pipe Support, Saddle	80A2775	C-E-1	C3.40	PT	2775-224	NO	N/A	Note 1
	Pipe Support	80A2777	C-E-2	C2.6	VT	2777-295PV, 295F	NO	N/A	

System: Main Steam
 Reference Drawing: No. DBB-103-1
 Susquehanna Final Report



80A2804

Rev: 3 Page: 45 of 58

COMPONENT IDENTIFICATION	COMPONENT DESCRIPTION	PROCEDURE NUMBER	CODE CATEGORY	CODE ITEM NUMBER	CODE EXAM METHOD	DATA SHEET	INDICATIONS	EVALUATIONS	REMARKS
SUPPORT EXAMINATIONS									
DBB-103-1-H-20	Pipe Support, Saddle	80A2775	C-E-1	C3.40	PT	2775-244, 244R1	NO	N/A	Note 1
	Pipe Support	80A2777	C-E-2	C2.6	VT	2777-296PV, 269F	NO	N/A	

System: Main Steam
 Reference Drawing: No. DBB-104-1
 Susquehanna Final Report

1105
 80A2804

Rev: 3 Page: 46 of 58

COMPONENT IDENTIFICATION	COMPONENT DESCRIPTION	PROCEDURE NUMBER	CODE CATEGORY	CODE ITEM NUMBER	CODE EXAM METHOD	DATA SHEET	INDICATIONS	EVALUATIONS	REMARKS
PIPING WELDS									
DBB-104-1-1-A	Reducer to Pipe	80A2771	C-G	C2.1	UT	2771-972, 973, 974	NO	N/A	
DBB-104-1-FW-2	Elbow to Pipe	80A2771	C-G	C2.1	UT	2771-972, 973, 974	NO	N/A	
DBB-104-1-FW-3	Elbow to Pipe	80A2771	C-G	C2.1	UT	2771-972, 973, 974	NO	N/A	
DBB-104-1-3-B	Restraint Inset to Pipe	80A2771	C-G	C2.1	UT	2771-972, 973, 974	NO	N/A	
DBB-104-1-5-A	Restraint Inset to Pipe	80A2771	C-G	C2.1	UT	2771-972, 973, 974	NO	N/A	
DBB-104-1-FW-8	Elbow to Pipe	80A2771	C-G	C2.1	UT	2771-972, 973, 974	NO	N/A	
DBB-104-1-FW-9	Tee to Pipe	80A2771	C-G	C2.1	UT	2771-972, 973, 974	NO	N/A	

System: Main Steam
 Reference Drawing: No. DBB-104-1
 Susquehanna Final Report

NES

80A2804

Rev: 4 Page: 47 of 58

COMPONENT IDENTIFICATION	COMPONENT DESCRIPTION	PROCEDURE NUMBER	CODE CATEGORY	CODE ITEM NUMBER	CODE EXAM METHOD	DATA SHEET	INDICATIONS	EVALUATIONS	REMARKS
PIPING WELDS									
DBB-104-1-9-B	24" Pipe to Weldolet	80A2771	C-G	C2.3	UT	2771-972, 973, 974	NO	N/A	
DBB-104-1-FW-10	Weldolet to Pipe (8")	80A2771	C-G	C2.1	UT	2771-993, 994, 995	NO	N/A	
DBB-104-1-9-A	Pipe to Reducer	80A2771	C-G	C2.1	UT	2771-987, 988, 989	NO	N/A	
DBB-104-1-10-B	Elbow to Pipe	80A2771	C-G	C2.1	UT	2771-993, 994, 995	NO	N/A	
DBB-104-1-10-D	Elbow to Pipe	80A2771	C-G	C2.1	UT	2771-993, 994, 995	NO	N/A	
SUPPORT EXAMINATIONS									
DBB-104-1-H-6	Pipe Support, Restraint Insert, Lugs	80A2775	C-E-1	C3.40	PT	2775-213R1, 213R2, 213R3	NO	N/A	Note 1
	Pipe Support	80A2777	C-E-2	C2.6	VT	2777-259PV, 259F	NO	N/A	
DBB-104-1-H-12	Pipe Support	80A2777	C-E-2	C2.6	VT	2777-265PV, 265F	NO	N/A	

System: Main Steam
 Reference Drawing: No. DBB-104-1
 Susquehanna Final Report



80A2804

Rev: 4 Page: 48 of 58

COMPONENT IDENTIFICATION	COMPONENT DESCRIPTION	PROCEDURE NUMBER	CODE CATEGORY	CODE ITEM NUMBER	CODE EXAM METHOD	DATA SHEET	INDICATIONS	EVALUATIONS	REMARKS
SUPPORT EXAMINATIONS									
DBB-104-1-11-13	Pipe Support, Restraint Insert, Lugs	80A2775	C-E-1	C3.40	PT	2775-230, 230R2	NO	N/A	Note 1
	Pipe Support	80A2777	C-E-2	C2.6	VT	2777-266PV, 266F	NO	N/A	
DBB-104-1-11-16	Pipe Support, Saddle	80A2775	C-E-1	C3.40	PT	2775-214R1, 214	NO	N/A	Note 1
	Pipe Support	80A2777	C-E-2	C2.6	VT	2777-254PV, 254F	NO	N/A	
DBB-104-1-11-1	Pipe Support	80A2777	C-E-2	C2.6	VT	2777-255PV, 255F	NO	N/A	
DBB-104-1-11-2	Pipe Support	80A2777	C-E-2	C2.6	VT	2777-256PV, 256F	NO	N/A	
DBB-104-1-11-3	Pipe Support	80A2777	C-E-2	C2.6	VT	2777-257PV, 257F	NO	N/A	
DBB-104-1-11-5	Pipe Support	80A2777	C-E-2	C2.6	VT	2777-258PV, 258F	NO	N/A	
DBB-104-1-11-7	Pipe Support	80A2777	C-E-2	C2.6	VT	2777-260PV, 260F	NO	N/A	

System: Main Steam
 Reference Drawing: No. DBB-104-1
 Susquehanna Final Report

NES

80A2804

Rev: 4 Page: 49 of 58

COMPONENT IDENTIFICATION	COMPONENT DESCRIPTION	PROCEDURE NUMBER	CODE CATEGORY	CODE ITEM NUMBER	CODE EXAM METHOD	DATA SHEET	INDICATIONS	EVALUATIONS	REMARKS
SUPPORT EXAMINATIONS									
DBB-104-1-11-8	Pipe Support	80A2777	C-E-2	C2.6	VT	2777-261PV, 261F	NO	N/A	
DBB-104-1-11-9	Pipe Support	80A2777	C-E-2	C2.6	VT	2777-262PV, 262F	NO	N/A	
DBB-104-1-11-10	Pipe Support	80A2777	C-E-2	C2.6	VT	2777-263PV, 263F, 263PVRI	NO	N/A	
DBB-104-1-11-11	Pipe Support	80A2777	C-E-2	C2.6	VT	2777-264PV, 264F	NO	N/A	
DBB-104-1-11-15	Pipe Support	80A2777	C-E-2	C2.6	VT	2777-253PV, 253F	NO	N/A	
DBB-104-1-11-17	Pipe Support	80A2777	C-E-2	C2.6	VT	2777-267PV, 267F	NO	N/A	
DBB-104-1-11-19	Pipe Support	80A2777	C-E-2	C2.6	VT	2777-298PV, 298F	NO	N/A	
	Pipe Support, Beam and Lug	80A2775	C-E-1	C3.40	PT	2775-243	NO	N/A	Note 1
DBB-104-1-11-20	Pipe Support, Saddle	80A2775	C-E-1	C3.40	PT	2775-220	NO	N/A	Note 1
	Pipe Support	80A2777	C-E-2	C2.6	VT	2777-299PV, 299F	NO	N/A	

System: Main Steam
 Reference Drawing: No. DBB-104-1
 Susquehanna Final Report



COMPONENT IDENTIFICATION	COMPONENT DESCRIPTION	PROCEDURE NUMBER	CODE CATEGORY	CODE ITEM NUMBER	CODE EXAM METHOD	DATA SHEET	INDICATIONS	EVALUATIONS	REMARKS
SUPPORT EXAMINATIONS									
DBB-104-1-H-21	Pipe Support, Saddle	80A2775	C-E-1	C3.40	PT	2775-226	NO	N/A	Note 1
	Pipe Support	80A2777	C-E-2	C2.6	VT	2777-300PV, 300F	NO	N/A	
DBB-104-1-H-22	Pipe Support, Saddle	80A2775	C-E-1	C3.40	PT	2775-221	NO	N/A	Note 1
	Pipe Support	80A2777	C-E-2	C2.6	VT	2777-301PV, 301F	NO	N/A	
DBB-104-1-H-4	Pipe Support	80A2777	C-E-2	C2.6	VT	2777-1102	NO	N/A	

COMPONENT IDENTIFICATION	COMPONENT DESCRIPTION	PROCEDURE NUMBER	CODE CATEGORY	CODE ITEM NUMBER	CODE EXAM METHOD	DATA SHEET	INDICATIONS	EVALUATIONS	REMARKS
PIPING WELDS									
DBB-105-1-FW-1	Tee to Elbow	80A2771	C-G	C2.1	UT	2771-975, 976, 977	NO	N/A	
DBB-105-1-1-B	Pipe to Tee	80A2771	C-G	C2.1	UT	2771-975, 976, 977	NO	N/A	
DBB-105-1-FW-3	Pipe to Tee	80A2771	C-G	C2.1	UT	2771-975, 976, 977	NO	N/A	
DBB-105-1-2-A	Pipe to Tee	80A2771	C-G	C2.1	UT	2771-975, 976, 977	NO	N/A	
DBB-105-1-FW-5	Pipe to Tee	80A2771	C-G	C2.1	UT	2771-975, 976, 977	NO	N/A	
DBB-105-1-3-D	Pipe to Sweepolet	80A2771	C-G	C2.3	UT	2771-1019, 1020, 1021	NO	N/A	
DBB-105-1-FW-6	HV-10111 Valve to Pipe	80A2771	C-G	C2.1	UT	2771-373, 996, 997	NO	N/A	
DBB-105-1-3-B	Pipe to Tee	80A2771	C-G	C2.1	UT	2771-975, 976, 977	NO	N/A	

System: Main Steam
 Reference Drawing: No. DBB-105-1
 Susquehanna Final Report

1105
 80A2804

Rev: 3 Page: 52 of 58

COMPONENT IDENTIFICATION	COMPONENT DESCRIPTION	PROCEDURE NUMBER	CODE CATEGORY	CODE ITEM NUMBER	CODE EXAM METHOD	DATA SHEET	INDICATIONS	EVALUATIONS	REMARKS
PIPING WELDS									
DBB-105-1-3-A	Pipe to Weldolet	80A2771	C-G	C2.3	UT	2771-373, 996, 997	NO	N/A	
DBB-105-1-FW-7	Pipe to Tee	80A2771	C-G	C2.1	UT	2771-975, 976, 977	NO	N/A	
DBB-105-1-4-B	Pipe to Elbow	80A2771	C-G	C2.1	UT	2771-975, 976, 977	NO	N/A	
DBB-105-1-4-A	Elbow to Pipe	80A2771	C-G	C2.1	UT	2771-975, 976, 977	NO	N/A	
DBB-105-1-FW-8	Tee to Elbow	80A2771	C-G	C2.1	UT	2771-975, 976, 977	NO	N/A	
SUPPORT EXAMINATIONS									
DBB-105-1-H-2	Pipe Support	80A2777	C-E-2	C2.6	VT	2777-268PV, 268F	NO	N/A	
DBB-105-1-H-1	Pipe Support	80A2777	C-E-2	C2.6	VT	2777-302PV, 302F	NO	N/A	

System: Main Steam
 Reference Drawing: No. DBB-105-1
 Susquehanna Final Report



Rev: 3 Page: 53 of 58

COMPONENT IDENTIFICATION	COMPONENT DESCRIPTION	PROCEDURE NUMBER	CODE CATEGORY	CODE ITEM NUMBER	CODE EXAM METHOD	DATA SHEET	INDICATIONS	EVALUATIONS	REMARKS
SUPPORT EXAMINATIONS									
DBB-105-1-H-3	Pipe Support	80A2777	C-E-2	C2.6	VT	2777-269PV, 269F	NO	N/A	

System: Main Steam
 Reference Drawing: No. DBB-105-2
 Susquehanna Final Report

NES

80A2804

Rev: 3 Page: 54 of 58

COMPONENT IDENTIFICATION	COMPONENT DESCRIPTION	PROCEDURE NUMBER	CODE CATEGORY	CODE ITEM NUMBER	CODE EXAM METHOD	DATA SHEET	INDICATIONS	EVALUATIONS	REMARKS
PIPING WELDS									
DBB-105-2-FW-1	Elbow to Elbow	80A2771	C-G	C2.1	UT	2771-978, 979, 980	NO	N/A	
DBB-105-2-FW-2	Pipe to Elbow	80A2771	C-G	C2.1	UT	2771-978, 979, 980	NO	N/A	
DBB-105-2-3-L	Pipe to Restraint Insert	80A2771	C-G	C2.1	UT	2771-978, 979, 980 978A, 979A, 980A	NO	N/A	
DBB-105-2-3-B	Pipe to Tee	80A2771	C-G	C2.1	UT	2771-978, 979, 980	NO	N/A	
DBB-105-2-3-C	Tee to Pipe (12")	80A2771	C-G	C2.1	UT	2771-1001, 1002, 1003	NO	N/A	
DBB-105-2-4-A	Pipe to Tee	80A2771	C-G	C2.1	UT	2771-978, 979, 980	NO	N/A	
DBB-105-2-4-C	Tee to Pipe (18")	80A2771	C-G	C2.1	UT	2771-1016, 1017, 1018	NO	N/A	
DBB-105-2-5-A	Pipe to Elbow	80A2771	C-G	C2.1	UT	2771-981, 982, 983	NO	N/A	

System: Main Steam
 Reference Drawing: No. DBB-105-2
 Susquehanna Final Report

1125
 80A2804

Rev: 3 Page: 55 of 58

COMPONENT IDENTIFICATION	COMPONENT DESCRIPTION	PROCEDURE NUMBER	CODE CATEGORY	CODE ITEM NUMBER	CODE EXAM METHOD	DATA SHEET	INDICATIONS	EVALUATIONS	REMARKS
PIPING WELDS									
DBB-105-2-5-C	Pipe to Elbow	80A2771	C-G	C2.1	UT	2771-981, 982, 983	NO	N/A	
DBB-105-2-FW-7	Elbow to Valve	80A2771	C-G	C2.1	UT	2771-981, 982, 983	NO	N/A	Note 7
SUPPORT EXAMINATIONS									
DBB-105-2-H-5	Pipe Support; Saddle	80A2775	C-E-1	C3.40	PT	2775-211	NO	N/A	Note 1
	Pipe Support	80A2777	C-E-2	C2.6	VT	2777-272PV, 272F	NO	N/A	
DBB-105-2-H-12	Pipe Support, Saddle	80A2775	C-E-1	C3.40	PT	2775-222, 222R1	NO	N/A	Note 1
	Pipe Support	80A2777	C-E-2	C2.6	VT	2777-304PV, 304F	NO	N/A	
DBB-105-2-H-6	Pipe Support	80A2777	C-E-2	C2.6	VT	2777-271PV, 271F	NO	N/A	
DBB-105-2-H-6	Pipe Support	80A2777	C-E-2	C2.6	VT	2777-273PV, 273F	NO	N/A	


COMPONENT IDENTIFICATION	COMPONENT DESCRIPTION	PROCEDURE NUMBER	CODE CATEGORY	CODE ITEM NUMBER	CODE EXAM METHOD	DATA SHEET	INDICATIONS	EVALUATIONS	REMARKS
SUPPORT EXAMINATIONS									
DBB-105-2-H-7	Pipe Support	80A2777	C-E-2	C2.6	VT	2777-274PV, 274F	NO	N/A	
DBB-105-2-H-8	Pipe Support	80A2777	C-E-2	C2.6	VT	2777-270PV, 270F	NO	N/A	
DBB-105-2-H-9	Pipe Support	80A2777	C-E-2	C2.6	VT	2777-303PV, 303F	NO	N/A	

System: Main Steam
 Reference Drawing: No. DBB-129-1
 Susquehanna Final Report

nes

80A2804

Rev: 7 Page: 57 of 58

COMPONENT IDENTIFICATION	COMPONENT DESCRIPTION	PROCEDURE NUMBER	CODE CATEGORY	CODE ITEM NUMBER	CODE EXAM METHOD	DATA SHEET	INDICATIONS	EVALUATIONS	REMARKS
PIPING WELDS									
DBB-129-1-FW-1	Pipe Cap to Pipe	80A2771	C-G	C2.1	UT	2771-1469, 1470, 1471	NO	N/A	
DBB-129-1-FW-11	Pipe Cap to Pipe	80A2771	C-G	C2.1	UT	2771-1463, 1464, 1465	NO	N/A	Incomplete Exam Note 3 
SUPPORT EXAMINATIONS									
DBB-129-1-H-1	Pipe Support	80A2777	C-E-2	C2.6	VT	2777-1064	NO	N/A	
DBB-129-1-H-2	Pipe Support	80A2777	C-E-2	C2.6	VT	2777-1063	NO	N/A	
DBB-129-1-H-3	Pipe Support	80A2777	C-E-2	C2.6	VT	2777-1062	NO	N/A	

COMPONENT IDENTIFICATION	COMPONENT DESCRIPTION	PROCEDURE NUMBER	CODE CATEGORY	CODE ITEM NUMBER	CODE EXAM METHOD	DATA SHEET	INDICATIONS	EVALUATIONS	REMARKS
PIPING WELDS									
GBB-131-1-FW-1	Pipe Cap to Pipe	80A2771	C-G	C2.1	UT	2771-1145, 1146, 1147	NO	N/A	
GBB-131-1-FW-7	Pipe Cap to Pipe	80A2771	C-G	C2.1	UT	2771-1145, 1146, 1147	NO	N/A	
SUPPORT EXAMINATIONS									
GBB-131-1-H-1	Pipe Support, Saddle	80A2775	C-E-1	C3.40	PT	2775-209	NO	N/A	Note 1
	Pipe Support	80A2777	C-E-2	C2.6	VT	2777-1061	NO	N/A	
GBB-131-1-H-2	Pipe Support	80A2777	C-E-2	C2.6	VT	2777-1060	NO	N/A	

System: Control Rod Drive
 Reference Drawing: No. VBB-102-1
 Susquehanna Final Report



80A2809

Rev: 3 Page: 1 of 2

COMPONENT IDENTIFICATION	COMPONENT DESCRIPTION	PROCEDURE NUMBER	CODE CATEGORY	CODE ITEM NUMBER	CODE EXAM METHOD	DATA SHEET	INDICATIONS	EVALUATIONS	REMARKS
PIPING WELDS									
VBB-102-1-1-A	10" Pipe to 10" x 8" Reducer	80A2771	C-G	C2.1	UT	2771-1122, 1123, 1124	NO	N/A	
VBB-102-1-FW-2	8" Elbow to 10" x 8" Reducer	80A2771	C-G	C2.1	UT	2771-1128, 1129, 1130	NO	N/A	
VBB-102-1-FW-1	Elbow to Pipe	80A2771	C-G	C2.1	UT	2771-1128, 1129, 1130	NO	N/A	
VBB-102-1-FW-3	Tee to Pipe	80A2771	C-G	C2.1	UT	2771-1128, 1129, 1130	NO	N/A	
VBB-102-1-4-A	Pipe to Tee	80A2771	C-G	C2.1	UT	2771-1128, 1129, 1130	NO	N/A	
VBB-102-1-FW-6	Tee to Pipe	80A2771	C-G	C2.1	UT	2771-1128, 1129, 1130	NO	N/A	
VBB-102-1-FW-30	Pipe to Cap	80A2771	C-G	C2.1	UT	2771-1128, 1129, 1130	NO	N/A	
VBB-102-1-FW-34	Pipe to Cap	80A2771	C-G	C2.1	UT	2771-1128, 1129, 1130	NO	N/A	

COMPONENT IDENTIFICATION	COMPONENT DESCRIPTION	PROCEDURE NUMBER	CODE CATEGORY	CODE ITEM NUMBER	CODE EXAM METHOD	DATA SHEET	INDICATIONS	EVALUATION'S	REMARKS
PIPING WELDS									
VBB-102-2-1-B	Pipe to Cap	80A2771	C-G	C2.1	UT	2771-1119, 1120, 1121	NO	N/A	
VBB-102-2-FW-8	8" Elbow to 10" x 8" Reducer	80A2771	C-G	C2.1	UT	2771-1125, 1126, 1127	NO	N/A	
VBB-102-2-FW-6	Elbow to Pipe	80A2771	C-G	C2.1	UT	INACCESSIBLE	N/A	N/A	Incomplete Exam Note 3
VBB-102-2-FW-4	Tee to Pipe	80A2771	C-G	C2.1	UT	2771-1125, 1126, 1127	NO	N/A	
VBB-102-2-FW-2	Tee to Pipe	80A2771	C-G	C2.1	UT	2771-1125, 1126, 1127	NO	N/A	
VBB-102-2-6-A	Pipe to Elbow	80A2771	C-G	C2.1	UT	2771-1125, 1126, 1127	NO	N/A	
VBB-102-2-FW-28	Pipe to Cap	80A2771	C-G	C2.1	UT	2771-1125, 1126, 1127	NO	N/A	
VBB-102-2-FW-34	Pipe to Cap	80A2771	C-G	C2.1	UT	2771-1125, 1126, 1127	NO	N/A	

System: Containment Atmosphere Control
 Reference Drawing: No. HBB-117-1
 Susquehanna Final Report



Rev: 3 Page: 1 of 8

COMPONENT IDENTIFICATION	COMPONENT DESCRIPTION	PROCEDURE NUMBER	CODE CATEGORY	CODE ITEM NUMBER	CODE EXAM METHOD	DATA SHEET	INDICATIONS	EVALUATIONS	REMARKS
PIPING WELDS									
HBB-117-1-1-A	Flange to Pipe	80A2771	C-G	C2.1	UT	2771-1047, 1048, 1049	NO	NA	
HBB-117-1-1-C	Elbow to Elbow	80A2771	C-G	C2.1	UT	2771-1047, 1048, 1049	NO	NA	
HBB-117-1-1-E	Pipe to Elbow	80A2771	C-G	C2.1	UT	2771-1047, 1048, 1049	NO	NA	
HBB-117-1-FW-1	Valve HV-15713 to Flued Head Penetration X-26	80A2771	C-G	C2.1	UT	2771-1403, 1404, 1405	NO	N/A	

System: Containment Atmosphere Control
 Reference Drawing: No. HBB-118-1
 Susquehanna Final Report



Rev: 4 Page: 2 of 8

COMPONENT IDENTIFICATION	COMPONENT DESCRIPTION	PROCEDURE NUMBER	CODE CATEGORY	CODE ITEM NUMBER	CODE EXAM METHOD	DATA SHEET	INDICATIONS	EVALUATIONS	REMARKS
PIPING WELDS									
HBB-118-1-1-A	Elbow to Pipe	80A2771	C-G	C2.1	UT	2771-1053, 1054, 1055	NO	N/A	
HBB-118-1-1-B	Pipe to Elbow	80A2771	C-G	C2.1	UT	2771-1053, 1054, 1055	NO	N/A	
HBB-118-1-1-E	Pipe to Flange	80A2771	C-G	C2.1	UT	2771-1065, 1066, 1067	NO	N/A	
HBB-118-1-1-F	Pipe to Flange	80A2771	C-G	C2.1	UT	2771-1053, 1054, 1055	NO	N/A	
HBB-118-1-FW-3	Valve HV-15722 to Flued Head Penetration X-25	80A2771	C-G	C2.1	UT	2771-1400, 1401, 1402	NO	N/A	

System: Containment Atmosphere Control
 Reference Drawing: No. HBB-118-1
 Susquehanna Final Report

NES
 80A2804

Rev: 3 Page: 3 of 8

COMPONENT IDENTIFICATION	COMPONENT DESCRIPTION	PROCEDURE NUMBER	CODE CATEGORY	CODE ITEM NUMBER	CODE EXAM METHOD	DATA SHEET	INDICATIONS	EVALUATIONS	REMARKS
SUPPORT EXAMINATIONS									
HBB-118-1- H-6	Pipe Support	80A2777	C-E-2	C2.6	VT	2777-908	NO	N/A	
HBB-118-1- H-7	Pipe Support	80A2777	C-E-2	C2.6	VT	2777-907	NO	N/A	
HBB-118-1- H-10	Valve Support	80A2777	C-E-2	C4.4	VT	2777-906	NO	N/A	
HBB-118-1- H-11	Valve Support	80A2777	C-E-2	C4.4	VT	2777-905	NO	N/A	
HBB-118-1- H-12	Valve Support	80A2777	C-E-2	C4.4	VT	2777-904	NO	N/A	
HBB-118-1- H-13	Valve Support	80A2777	C-E-2	C4.4	VT	2777-903	NO	N/A	

COMPONENT IDENTIFICATION	COMPONENT DESCRIPTION	PROCEDURE NUMBER	CODE CATEGORY	CODE ITEM NUMBER	CODE EXAM METHOD	DATA SHEET	INDICATIONS	EVALUATIONS	REMARKS
PIPING WELDS									
HDB-118-2-FW-18	Flange to Pipe	80A2771	C-G	C2.1	UT	2771-1059, 1060, 1061	NO	N/A	
HDB-118-2-FW-17	Pipe to Branch Connection	80A2771	C-G	C2.3	UT	2771-1059, 1060, 1061	NO	N/A	
HDB-118-2-FW-19	Branch Connection to Pipe	80A2771	C-G	C2.1	UT	2771-1062, 1063, 1064	NO	N/A	
HDB-118-2-FW-15	Elbow to Pipe	80A2771	C-G	C2.1	UT	2771-1059, 1060, 1061	NO	N/A	
HDB-118-2-FW-22	Pipe to Elbow	80A2771	C-G	C2.1	UT	2771-1059, 1060, 1061	NO	N/A	

System: Containment Atmosphere Control
 Reference Drawing: No. HDB-118-2
 Susquehanna Final Report

NES

80A2804

Rev: 3 Page: 5 of 8

COMPONENT IDENTIFICATION	COMPONENT DESCRIPTION	PROCEDURE NUMBER	CODE CATEGORY	CODE ITEM NUMBER	CODE EXAM METHOD	DATA SHEET	INDICATIONS	EVALUATIONS	REMARKS
HDB-118-2-FW-3	PIPING WELDS Valve HV15725 to Flued Head Penetration X201-A	80A2771	C-G	C2.1	UT	INACCESSIBLE	N/A	N/A	Incomplete Exam Note 3

System: Containment Atmosphere Control
 Reference Drawing: No. HBB-118-2
 Susquehanna Final Report



Rev: 3 Page: 6 of 8

COMPONENT IDENTIFICATION	COMPONENT DESCRIPTION	PROCEDURE NUMBER	CODE CATEGORY	CODE ITEM NUMBER	CODE EXAM METHOD	DATA SHEET	INDICATIONS	EVALUATIONS	REMARKS
PIPE SUPPORTS									
HBB-118-2-H-19	Pipe Support	80A2777	C-E-2	C2.6	VT	2777-929	NO	N/A	
HBB-118-2-H-20	Pipe Support	80A2777	C-E-2	C2.6	VT	2777-1033	NO	N/A	
HBB-118-2-H-18	Pipe Support	80A2777	C-E-2	C2.6	VT	2777-901	NO	N/A	
HBB-118-2-H-17	Pipe Support	80A2777	C-E-2	C2.6	VT	2777-902	NO	N/A	
HBB-118-2-H-21	Pipe Support	80A2777	C-E-2	C2.6	VT	2777-900	NO	N/A	
HBB-118-2-H-22	Pipe Support	80A2777	C-E-2	C2.6	VT	2777-899	NO	N/A	

COMPONENT IDENTIFICATION	COMPONENT DESCRIPTION	PROCEDURE NUMBER	CODE CATEGORY	CODE ITEM NUMBER	CODE EXAM METHOD	DATA SHEET	INDICATIONS	EVALUATIONS	REMARKS
PIPING WELDS									
HBB-118-3-FW-3	Elbow to Flange	80A2771	C-G	C2.1	UT	2771-1050, 1051, 1052	NO	N/A	
HBB-118-3-2-A	Flange to Pipe	80A2771	C-G	C2.1	UT	2771-1050, 1051, 1052	NO	N/A	
HBB-118-3-FW-1	Tee to Pipe	80A2771	C-G	C2.1	UT	2771-1050, 1051, 1052	NO	N/A	
HBB-118-3-2-C	Tee to Pipe	80A2771	C-G	C2.1	UT	2771-1050, 1051, 1052	NO	N/A	
HBB-118-3-FW-4	Pipe to Elbow	80A2771	C-G	C2.1	UT	2771-1050, 1051, 1052	NO	N/A	
HBB-118-3-FW-7	Elbow to Pipe	80A2771	C-G	C2.1	UT	2771-1050, 1051, 1052	NO	N/A	
HBB-118-3-FW-2	Pipe to Elbow	80A2771	C-G	C2.1	UT	2771-1050, 1051, 1052	NO	N/A	
HBB-118-3-4-B	Elbow to Flange	80A2771	C-G	C2.1	UT	2771-1137, 1138, 1139	NO	N/A	

COMPONENT IDENTIFICATION	COMPONENT DESCRIPTION	PROCEDURE NUMBER	CODE CATEGORY	CODE-ITEM NUMBER	CODE EXAM METHOD	DATA SHEET	INDICATIONS	EVALUATIONS	REMARKS
SUPPORT EXAMINATIONS									
HBB-118-3-H-4	Pipe Support	80A2777	C-E-2	C2.6	VT	2777-653F, 653 PV	NO	N/A	
HBB-118-3-H-23	Pipe Support	80A2777	C-E-2	C2.6	VT	2777-701	NO	N/A	
HBB-118-3-H-24	Pipe Support	80A2777	C-E-2	C2.6	VT	2777-699F, 699 PV	NO	N/A	
HBB-118-3-H-5	Pipe Support, Stanchion	80A2775	C-E-1	C3.40	PT	2775-103	NO	N/A	Note 1
	Pipe Support	80A2777	C-E-2	C2.6	VT	2777-841	NO	N/A	
HBB-118-3-H-25	Valve Support	80A2777	C-E-2	C4.4	VT	2777-1086	NO	N/A	
HBB-118-3-H-26	Valve Support	80A2777	C-E-2	C4.4	VT	2777-1087	NO	N/A	

System: Nuclear Boiler
 Reference Drawing: No. DBA-112-1
 Susquehanna Final Report

1125

80A2804

Rev: 4 Page: 1 of 1

COMPONENT IDENTIFICATION	COMPONENT DESCRIPTION	PROCEDURE NUMBER	CODE CATEGORY	CODE ITEM NUMBER	CODE EXAM METHOD	DATA SHEET	INDICATIONS	EVALUATIONS	REMARKS
PIPING WELDS									
DBA-112-1-FW-2	Flange to Pipe	80A2771	B-J	B4.5	UT	2771-1044, 1045, 1046	NO	N/A	
DBA-112-1-1-B	Pipe to Tee	80A2771	B-J	B4.5	UT	2771-1044, 1045, 1046	NO	N/A	
DBA-112-1-FW-1	Tee to Reducer (South)	80A2771	B-J	B4.5	UT	2771-1044, 1045, 1046	NO	N/A	
DBA-112-1-1-D	Tee to Reducer (North)	80A2771	B-J	B4.5	UT	2771-1044, 1045, 1046	NO	N/A	
BOLTING EXAMINATIONS									
DBA-112-1-FW-2-B	Flange Bolting at Weld FW-2	80A2777	B-G-2	B7.10	VT-1	2777-1123	NO	N/A	Note 1

Augmented: FW
 Reference Drawing: No. DBB-118-1
 Susquehanna Final Report

nes
 80A2804

Rev: 3 Page: 1 of 24

COMPONENT IDENTIFICATION	COMPONENT DESCRIPTION	PROCEDURE NUMBER	CODE CATEGORY	CODE ITEM NUMBER	CODE EXAM METHOD	DATA SHEET	INDICATIONS	EVALUATIONS	REMARKS
PIPING WELDS									
DBB-118-1-1-B	24" Pipe to 3" Weldolet	80A2775	N/A	N/A	PT	2775-186	NO	N/A	

Augmented: FW
 Reference Drawing: No. DBD-119-1
 Susquehanna Final Report



Rev: 3 Page: 2 of 24

COMPONENT IDENTIFICATION	COMPONENT DESCRIPTION	PROCEDURE NUMBER	CODE CATEGORY	CODE ITEM NUMBER	CODE EXAM METHOD	DATA SHEET	INDICATIONS	EVALUATIONS	REMARKS
PIPING WELDS									
DBD-119-1-2A-A	24" Pipe to 3" Weldolet	80A2775	N/A	N/A	PT	2775-180	NO	N/A	

Augmented: RWCU
 Reference Drawing: No. DBB-122-1
 Susquehanna Final Report



Rev: 3 Page: 3 of 24

COMPONENT IDENTIFICATION	COMPONENT DESCRIPTION	PROCEDURE NUMBER	CODE CATEGORY	CODE ITEM NUMBER	CODE EXAM METHOD	DATA SHEET	INDICATIONS	EVALUATIONS	REMARKS
PIPING WELDS									
DBB-122-1-FW-25	4" Valve HV-G33-1F104 to Pipe	80A2771	N/A	N/A	UT	INACCESSIBLE	N/A	N/A	Incomplete Exam Note 3
DBB-122-1-1F-B	4" Elbow to Pipe	80A2771	N/A	N/A	UT	2771-1166, 1167, 1168	NO	N/A	
DBB-122-1-FW-19	4" Pipe to Tee	80A2771	N/A	N/A	UT	2771-1166, 1167, 1168	NO	N/A	
DBB-122-1-FW-23	4" Valve HV-G33-1F042 to Pipe	80A2771	N/A	N/A	UT	2771-1166, 1167, 1168	NO	N/A	
DBB-122-1-1G-C	4" Pipe to Tee	80A2771	N/A	N/A	UT	2771-1166, 1167, 1168	NO	N/A	
DBB-122-1-FW-18	4" Tee to Pipe	80A2771	N/A	N/A	UT	2771-1166, 1167, 1168	NO	N/A	

Augmented: RWCU
 Reference Drawing: No. DBB-122-1
 Susquehanna Final Report

1125
 80A2804

Rev: 3 Page: 4 of 24


COMPONENT IDENTIFICATION	COMPONENT DESCRIPTION	PROCEDURE NUMBER	CODE CATEGORY	CODE ITEM NUMBER	CODE EXAM METHOD	DATA SHEET	INDICATIONS	EVALUATIONS	REMARKS
PIPING WELDS									
DBB-122-1-FW-17	4" Pipe to Elbow	80A2771	N/A	N/A	UT	2771-1166, 1167,1168	NO	N/A	
DBB-122-1-FW-16	4" Elbow to Pipe	80A2771	N/A	N/A	UT	2771-1166, 1167,1168	NO	N/A	
DBB-122-1-FW-15	4" Pipe to Pipe	80A2771	N/A	N/A	UT	2771-1166, 1167,1168	NO	N/A	
DBB-122-1-1C-F	4" Pipe to Elbow	80A2771	N/A	N/A	UT	2771-1166, 1167,1168	NO	N/A	
DBB-122-1-1C-G	4" Elbow to Pipe	80A2771	N/A	N/A	UT	2771-1166, 1167,1168	NO	N/A	
DBB-122-1-FW-3	4" Pipe to Orifice Flange	80A2771	N/A	N/A	UT	2771-1166, 1167,1168	NO	N/A	
DBB-122-1-FW-4	4" Orifice Flange to Pipe	80A2771	N/A	N/A	UT	2771-1166, 1167,1168	NO	N/A	

Augmented: RWCU
 Reference Drawing: No. DBB-122-1
 Susquehanna Final Report

nes

80A2804

Rev: 6 Page: 5 of 24

COMPONENT IDENTIFICATION	COMPONENT DESCRIPTION	PROCEDURE NUMBER	CODE CATEGORY	CODE ITEM NUMBER	CODE EXAM METHOD	DATA SHEET	INDICATIONS	EVALUATIONS	REMARKS
PIPING WELDS									
DBB-122-1-2A-A	4" Pipe to Elbow	30A2771	N/A	N/A	UT	2771-1166, 1167, 1168	NO	N/A	
DBB-122-1-FW-11	4" Elbow to Pipe	30A2771	N/A	N/A	UT	2771-1166, 1167, 1168	NO	N/A	
DBB-122-1-FW-6	4" Pipe to Pipe	30A2771	N/A	N/A	UT	2771-1166, 1167, 1168	NO	N/A	
DBB-122-1-FW-12	4" Pipe to Pipe	30A2771	N/A	N/A	UT	2771-1169, 1170, 1171	NO	N/A	
DBB-122-1-FW-13	4" Pipe to Pipe	30A2771	N/A	N/A	UT	2771-1169, 1170, 1171	NO	N/A	Note 3- 
DBB-122-1-5-A	4" Pipe to Elbow	30A2771	N/A	N/A	UT	2771-1169, 1170, 1171	NO	N/A	
DBB-122-1-5-B	4" Elbow to Pipe	30A2771	N/A	N/A	UT	2771-1169, 1170, 1171	NO	N/A	
DBB-122-1-5-C	4" Pipe to Elbow	30A2771	N/A	N/A	UT	2771-1169, 1170, 1171	NO	N/A	

Augmented: RWCU
 Reference Drawing: No. DBB-122-1
 Susquehanna Final Report

1125
 80A2804

Rev: 3 Page: 6 of 24

COMPONENT IDENTIFICATION	COMPONENT DESCRIPTION	PROCEDURE NUMBER	CODE CATEGORY	CODE ITEM NUMBER	CODE EXAM METHOD	DATA SHEET	INDICATIONS	EVALUATIONS	REMARKS
PIPING WELDS									
DBB-122-1-5-D	4" Elbow to Pipe	80A2771	N/A	N/A	UT	2771-1169, 1170, 1171	NO	N/A	
DBB-122-1-FW-8	4" Pipe to Elbow	80A2771	N/A	N/A	UT	2771-1169, 1170, 1171	NO	N/A	
DBB-122-1-6A-A	4" Elbow to Pipe	80A2771	N/A	N/A	UT	2771-1169, 1170, 1171	NO	N/A	
DBB-122-1-6A-B	4" Elbow to Pipe	80A2771	N/A	N/A	UT	2771-1169, 1170, 1171	NO	N/A	
DBB-122-1-6A-C	4" Pipe to Elbow	80A2771	N/A	N/A	UT	2771-1169, 1170, 1171	NO	N/A	
DBB-122-1-FW-9	4" Pipe to Elbow	80A2771	N/A	N/A	UT	2771-1169, 1170, 1171	NO	N/A	
DBB-122-1-7A-A	4" Elbow to Pipe	80A2771	N/A	N/A	UT	2771-1169, 1170, 1171	NO	N/A	
DBB-122-1-7A-B	4" Pipe to Elbow	80A2771	N/A	N/A	UT	2771-1169, 1170, 1171	NO	N/A	

Augmented: RWCU
 Reference Drawing: No. DBB-122-1
 Susquehanna Final Report



Rev: 3 Page: 7 of 24


COMPONENT IDENTIFICATION	COMPONENT DESCRIPTION	PROCEDURE NUMBER	CODE CATEGORY	CODE ITEM NUMBER	CODE EXAM METHOD	DATA SHEET	INDICATIONS	EVALUATIONS	REMARKS
PIPING WELDS									
DBB-122-1-7A-C	4" Elbow to Pipe	80A2771	N/A	N/A	UT	2771-1169, 1170, 1171	NO	N/A	
DBB-122-1-FW-21	4" Pipe to Elbow	80A2771	N/A	N/A	UT	2771-1169, 1170, 1171	NO	N/A	

1125

Augmented: RWCU
Reference Drawing: No. DBB-122-2
Susquehanna Final Report

80A2804

Rev: 6 Page: 8 of 24

COMPONENT IDENTIFICATION	COMPONENT DESCRIPTION	PROCEDURE NUMBER	CODE CATEGORY	CODE ITEM NUMBER	CODE EXAM METHOD	DATA SHEET	INDICATIONS	EVALUATIONS	REMARKS
PIPING WELDS									
DBB-122-2-FW-10	3" Pipe to Sweepolet	80A2771	N/A	N/A	UT	2771-1160, 1161, 1162	NO	N/A	
DBB-122-2-6-B	3" Pipe to Elbow	30A2771	N/A	N/A	UT	2771-1160, 1161, 1162	NO	N/A	
DBB-122-2-6-A	3" Elbow to Pipe	30A2771	N/A	N/A	UT	2771-1160, 1161, 1162	NO	N/A	
DBB-122-2-FW-9	3" Pipe to Valve HV-G33-IF039A	30A2771	N/A	N/A	UT	2771-1175, 1176, 1177	NO	N/A	
DBB-122-2-FW-8	3" Valve HV-G33-IF039A to Elbow	30A2771	N/A	N/A	UT	2771-1514, 1515, 1516	NO	N/A	Note 3 
DBB-122-2-3B-C	3" Elbow to Pipe	30A2771	N/A	N/A	UT	2771-1160, 1161, 1162	NO	N/A	
DBB-122-2-FW-16	3" Pipe to Reducer	30A2771	N/A	N/A	UT	2771-1160, 1161, 1162	NO	N/A	
DBB-122-2-5A-E	4" Reducer to Tee	30A2771	N/A	N/A	UT	2771-1306, 1307, 1308	NO	N/A	

COMPONENT IDENTIFICATION	COMPONENT DESCRIPTION	PROCEDURE NUMBER	CODE CATEGORY	CODE ITEM NUMBER	CODE EXAM METHOD	DATA SHEET	INDICATIONS	EVALUATIONS	REMARKS
PIPING WELDS									
DBB-122-2-FW-7	3" Pipe to Sweepolet	80A2771	N/A	N/A	UT	2771-1160, 1161, 1162	NO	N/A	
DBB-122-2-4-B	3" Pipe to Elbow	80A2771	N/A	N/A	UT	2771-1160, 1161, 1162	NO	N/A	
DBB-122-2-4-A	3" Elbow to Pipe	80A2771	N/A	N/A	UT	2771-1160, 1161, 1162	NO	N/A	
DBB-122-2-FW-6	3" Pipe to Valve G33-1F039B	80A2771	N/A	N/A	UT	2771-1175, 1176, 1177	NO	N/A	
DBB-122-2-FW-5	3" Valve G33-1F039B to Tee	80A2771	N/A	N/A	UT	2771-1457, 1458, 1467	NO	N/A	
DBB-122-2-5A-J	3" Tee to Flange	80A2771	N/A	N/A	UT	2771-1457, 1458, 1467 1466, 1468, 1515	NO	N/A	Incomplete Exam Note 3
DBB-122-2-5A-H	3" Tee to Pipe	80A2771	N/A	N/A	UT	2771-1160, 1161, 1162	NO	N/A	

COMPONENT IDENTIFICATION	COMPONENT DESCRIPTION	PROCEDURE NUMBER	CODE CATEGORY	CODE ITEM NUMBER	CODE EXAM METHOD	DATA SHEET	INDICATIONS	EVALUATIONS	REMARKS
PIPING WELDS									
DBB-122-2-5A-G	3" Pipe to Reducer	80A2771	N/A	N/A	UT	2771-1160, 1161, 1162	NO	N/A	
DBB-122-2-5A-F	4" Reducer to Tee	80A2771	N/A	N/A	UT	2771-1306, 1307, 1308	NO	N/A	
DBB-122-2-FW-15	4" Tee to Pipe	80A2771	N/A	N/A	UT	2771-1172, 1173, 1174	NO	N/A	
DBB-122-2-5C-A	4" Pipe to Elbow	80A2771	N/A	N/A	UT	2771-1172, 1173, 1174	NO	N/A	
DBB-122-2-FW-4	4" Elbow to Pipe	80A2771	N/A	N/A	UT	2771-1172, 1173, 1174	NO	N/A	
DBB-122-2-3A-B	4" Pipe to Elbow	80A2771	N/A	N/A	UT	2771-1172, 1173, 1174	NO	N/A	
DBB-122-2-3A-A	4" Elbow to Pipe	80A2771	N/A	N/A	UT	2771-1172, 1173, 1174	NO	N/A	

Augmented: RWCU
 Reference Drawing: No. DBB-122-2
 Susquehanna Final Report



Rev: 3 Page: 11 of 24

COMPONENT IDENTIFICATION	COMPONENT DESCRIPTION	PROCEDURE NUMBER	CODE CATEGORY	CODE ITEM NUMBER	CODE EXAM METHOD	DATA SHEET	INDICATIONS	EVALUATIONS	REMARKS
PIPING WELDS									
DBB-122-2-FW-14	4" Pipe to Elbow	80A2771	N/A	N/A	UT	2771-1172, 1173, 1174	NO	N/A	
DBB-122-2-2A-A	4" Elbow to Pipe	80A2771	N/A	N/A	UT	2771-1172, 1173, 1174	NO	N/A	
DBB-122-2-FW-12	4" Pipe to Pipe	80A2771	N/A	N/A	UT	2771-1181, 1182, 1183	NO	N/A	
DBB-122-2-FW-13	4" Pipe to Pipe	80A2771	N/A	N/A	UT	INACCESSIBLE	N/A	N/A	Incomplete Exam Note 3
DBB-122-2-FW-11	4" Pipe to Pipe	80A2771	N/A	N/A	UT	2771-1172, 1173, 1174	NO	N/A	

Augmented: RCIC
Reference Drawing: No. DBD-121-3
Susquehanna Final Report

nes

80A2804

Rev: 4 Page: 12 of 24

COMPONENT IDENTIFICATION	COMPONENT DESCRIPTION	PROCEDURE NUMBER	CODE CATEGORY	CODE ITEM NUMBER	CODE EXAM METHOD	DATA SHEET	INDICATIONS	EVALUATIONS	REMARKS
<p>PIPING WELDS</p> <p>DELETED,SEE PSI RCIC.</p>									

Augmented: MS
 Reference Drawing: No. VNB-B21-1
 Susquehanna Final Report

nes
 80A2804

Rev: 4 Page: 13 of 24

COMPONENT IDENTIFICATION	COMPONENT DESCRIPTION	PROCEDURE NUMBER	CODE CATEGORY	CODE ITEM NUMBER	CODE EXAM METHOD	DATA SHEET	INDICATIONS	EVALUATIONS	REMARKS
PIPING WELDS									
VNB-B21-1- 11V-1F028C-A	Valve HV-B21-1F028C Body to Drain Boss	80A2776	N/A	N/A	MT	2776-11	NO	N/A	
VNB-B21-1- 11V-1F028D-A	Valve HV-B21-1F028D Body to Drain Boss	80A2776	N/A	N/A	MT	2776-12	NO	N/A	

Augmented: MS
 Reference Drawing: No. VNB-B21-2
 Susquehanna Final Report

NES

80A2304

Rev: 4 Page: 14 of 24

COMPONENT IDENTIFICATION	COMPONENT DESCRIPTION	PROCEDURE NUMBR	CODE CATERGORY	CODE ITEM NUMBER	CODE EXAM METHOD	DATA SHEET	INDICATIONS	EVALUATIONS	REMARKS
PIPING WELDS									
VNB-B21-2- HV-1F028A-A	Valve HV-B21-1F028A Body to Drain Boss	80A2776	N/A	N/A	MIT	2776-13	NO	N/A	
VNB-B21-2- HV-1F028B-A	Valve HV-B21-1F028B Body to Drain Boss	80A2776	N/A	N/A	MIT	2776-14	NO	N/A	

Augmented: MSIVLC
 Reference Drawing: No. DBA-114-1
 Susquehanna Final Report



80A2804

Rev: 3 Page: 15 of 24

COMPONENT IDENTIFICATION	COMPONENT DESCRIPTION	PROCEDURE NUMBER	CODE CATEGORY	CODE ITEM NUMBER	CODE EXAM METHOD	DATA SHEET	INDICATIONS	EVALUATIONS	REMARKS
PIPING WELDS									
DBA-114-1-FW-25	Branch Connection Valve HV-B21-1F028A to Pipe	80A2771	N/A	N/A	UT	2771-1476, 1475, 1477	NO	N/A	
DBA-114-1-FW-22	Pipe to Elbow	80A2771	N/A	N/A	UT	2771-1476, 1475, 1477	NO	N/A	
DBA-114-1-FW-18	Elbow to Bent Pipe	80A2771	N/A	N/A	UT	2771-1476, 1475, 1477	NO	N/A	
DBA-114-1-FW-23	Bent Pipe to Elbow	80A2771	N/A	N/A	UT	2771-1459, 1427, 1428, 1429	NO	N/A	
DBA-114-1-FW-24	Elbow to Bent Pipe	80A2771	N/A	N/A	UT	2771-1459, 1427, 1428, 1429	NO	N/A	
DBA-114-1-FW-21	Bent Pipe to 2"x2"x2" Tee	80A2775	N/A	N/A	PT	2775-201	NO	N/A	
DBA-114-1-FW-7	2" Tee to Reducer Insert	80A2775	N/A	N/A	PT	2775-201	NO	N/A	
DBA-114-1-FW-6	2" Tee to Pipe	80A2775	N/A	N/A	PT	2775-201	NO	N/A	

Augmented: MSIVLC
 Reference Drawing: No. DBA-114-1
 Susquehanna Final Report



80A2804

Rev: 3 Page: 16 of 24

COMPONENT IDENTIFICATION	COMPONENT DESCRIPTION	PROCEDURE NUMBER	CODE CATEGORY	CODE ITEM NUMBER	CODE EXAM METHOD	DATA SHEET	INDICATIONS	EVALUATIONS	REMARKS
PIPING WELDS									
DBA-114-1-FW-13	Pipe to 2"x2"x2" Tee	80A2775	N/A	N/A	PT	2775-201	NO	N/A	
DBA-114-1-FW-14	2" Tee to Reducer Insert	80A2775	N/A	N/A	PT	2775-201	NO	N/A	
DBA-114-1-FW-15	2" Tee to Pipe	80A2775	N/A	N/A	PT	2775-201	NO	N/A	
DBA-114-1-FW-12	2" Pipe to Valve HV-E32-1F001B	80A2775	N/A	N/A	PT	2775-201	NO	N/A	

Augmented: MSIVLC
 Reference Drawing: No. DBA-115-1
 Susquehanna Final Report



80A2804

Rev: 3 Page: 17 of 24

COMPONENT IDENTIFICATION	COMPONENT DESCRIPTION	PROCEDURE NUMBER	CODE CATEGORY	CODE ITEM NUMBER	CODE EXAM METHOD	DATA SHEET	INDICATIONS	EVALUATIONS	REMARKS
PIPING WELDS									
DBA-115-1-FW-26	Branch Connection Valve HV-B21-1F028B to Pipe	80A2771	N/A	N/A	UT	2771-1486, 1485, 1484	NO	N/A	
DBA-115-1-FW-25	Pipe to Elbow	80A2771	N/A	N/A	UT	2771-1486, 1485, 1484	NO	N/A	
DBA-115-1-FW-19	Elbow to Pipe	80A2771	N/A	N/A	UT	2771-1486, 1485, 1484	NO	N/A	
DBA-115-1-FW-20	Pipe to Elbow	80A2771	N/A	N/A	UT	2771-1460, 1418, 1419, 1420	NO	N/A	
DBA-115-1-FW-21	Elbow to Pipe	80A2771	N/A	N/A	UT	2771-1460, 1418, 1419, 1420	NO	N/A	
DBA-115-1-FW-22	Pipe to Elbow	80A2771	N/A	N/A	UT	2771-1460, 1418, 1419, 1420	NO	N/A	
DBA-115-1-FW-23	Elbow to Pipe	80A2771	N/A	N/A	UT	2771-1460, 1418, 1419, 1420	NO	N/A	
DBA-115-1-FW-24	Pipe to 2"x2"x2" Tee	80A2771	N/A	N/A	PT	2775-1460	NO	N/A	

Augmented: MSIVLC
 Reference Drawing: No. DBA-115-1
 Susquehanna Final Report

1105
 80A2804

Rev: 3 Page: 18 of 24

COMPONENT IDENTIFICATION	COMPONENT DESCRIPTION	PROCEDURE NUMBER	CODE CATEGORY	CODE ITEM NUMBER	CODE EXAM METHOD	DATA SHEET	INDICATIONS	EVALUATIONS	REMARKS
PIPING WELDS									
DBA-115-1-FW-7	2" Tee to Reducer Insert	80A2775	N/A	N/A	PT	2775-204	NO	N/A	
DBA-115-1-FW-28	Pipe to 2"x2"x2" Tee	80A2775	N/A	N/A	PT	2775-204	NO	N/A	
DBA-115-1-FW-16	2" Tee to Reducer Insert	80A2775	N/A	N/A	PT	2775-204	NO	N/A	
DBA-115-1-FW-14	2" Tee to Pipe	80A2775	N/A	N/A	PT	2775-204	NO	N/A	
DBA-115-1-FW-15	Pipe to Valve HV-E32-1F001F	80A2775	N/A	N/A	PT	2775-204	NO	N/A	
DBA-115-1-1-FW-12	2" Tee to Pipe	80A2775	N/A	N/A	PT	2775-204	NO	N/A	

Augmented: MSIVLC
 Reference Drawing: No. DBA-116-1
 Susquehanna Final Report

nes

80A2804

Rev: 3 Page: 19 of 24

COMPONENT IDENTIFICATION	COMPONENT DESCRIPTION	PROCEDURE NUMBER	CODE CATEGORY	CODE ITEM NUMBER	CODE EXAM METHOD	DATA SHEET	INDICATIONS	EVALUATIONS	REMARKS
PIPING WELDS									
DBA-116-1 FW-42	Branch Connection Valve HV-B21-1F028C to Pipe	80A2771	N/A	N/A	UT	2771-1474, 1473, 1472	NO	N/A	
DBA-116-1- FW-39	Pipe to Elbow	80A2771	N/A	N/A	UT	2771-1474, 1473, 1472	NO	N/A	
DBA-116-1- FW-25	Elbow to Pipe	80A2771	N/A	N/A	UT	2771-1474, 1473, 1472	NO	N/A	
DBA-116-1- FW-26	Pipe to Elbow	80A2771	N/A	N/A	UT	2771-1461, 1415, 1416, 1417	NO	N/A	
DBA-116-1- FW-27	Elbow to Pipe	80A2771	N/A	N/A	UT	2771-1461, 1415, 1416, 1417	NO	N/A	
DBA-116-1- FW-28	Pipe to Elbow	80A2771	N/A	N/A	UT	2771-1461, 1415, 1416, 1417	NO	N/A	
DBA-116-1- FW-29	Elbow to Pipe	80A2771	N/A	N/A	UT	2771-1461, 1415, 1416, 1417	NO	N/A	
DBA-116-1- FW-30	Pipe to 2"x2"x2" Tee	80A2775	N/A	N/A	PT	2775-203	NO	N/A	

Augmented: MSIVLC
 Reference Drawing: No. DBA-116-1
 Susquehanna Final Report

1125
 80A2804

Rev: 3 - Page: 20 of 24

COMPONENT IDENTIFICATION	COMPONENT DESCRIPTION	PROCEDURE NUMBER	CODE CATEGORY	CODE ITEM NUMBER	CODE EXAM METHOD	DATA SHEET	INDICATIONS	EVALUATIONS	REMARKS
PIPING WELDS									
DBA-116-1-FW-31	2" Tee to Reducer Insert	80A2775	N/A	N/A	PT	2775-203	NO	N/A	
DBA-116-1-FW-33	2" Tee to Pipe	80A2775	N/A	N/A	PT	2775-203	NO	N/A	
DBA-116-1-FW-40	Pipe to 2"x2"x2" Tee	80A2775	N/A	N/A	PT	2775-203 R1, 203	NO	N/A	
DBA-116-1-FW-41	2" Tee to Pipe	80A2775	N/A	N/A	PT	2775-203	NO	N/A	
DBA-116-1-FW-37	Pipe to Elbow	80A2771	N/A	N/A	UT	2771-1461, 1415, 1416, 1417	NO	N/A	
DBA-116-1-FW-38	Elbow to Bent Pipe	80A2771	N/A	N/A	UT	2771-1461, 1415, 1416, 1417	NO	N/A	
DBA-116-1-FW-34	Bent Pipe to Elbow	80A2771	N/A	N/A	UT	2771-1461, 1415, 1416, 1417	NO	N/A	
DBA-116-1-FW-35	Elbow to Pipe	80A2771	N/A	N/A	UT	2771-1461, 1415, 1416, 1417	NO	N/A	

Augmented: MSIVLC
 Reference Drawing: No. DBA-116-1
 Susquehanna Final Report



80A2804

Rev: 3 Page: 21 of 24

COMPONENT IDENTIFICATION	COMPONENT DESCRIPTION	PROCEDURE NUMBER	CODE CATEGORY	CODE ITEM NUMBER	CODE EXAM METHOD	DATA SHEET	INDICATIONS	EVALUATIONS	REMARKS
PIPING WELDS									
DBA-116-1-FW-36	Pipe to Valve HV-E32-1F001K	80A2775	N/A	N/A	PT	2775-203	NO	N/A	
DBA-116-1-FW-20	2" Tee To Pipe	80A2775	N/A	N/A	PT	2775-203	NO	N/A	
DBA-116-1-FW-43	2" Pipe to Elbow	80A2775	N/A	N/A	PT	2775-203	NO	N/A	
DBA-116-1-FW-46	Elbow to Reducer Insert	80A2775	N/A	N/A	PT	2775-203	NO	N/A	

Augmented: MSIVLC
 Reference Drawing: No. DBA-117-1
 Susquehanna Final Report

1125
 80A2804

Rev: 3 Page: 22 of 24

COMPONENT IDENTIFICATION	COMPONENT DESCRIPTION	PROCEDURE NUMBER	CODE CATEGORY	CODE ITEM NUMBER	CODE EXAM METHOD	DATA SHEET	INDICATIONS	EVALUATIONS	REMARKS
PIPING WELDS									
DBA-117-1-FW-28	2" Branch Connection Valve HV-B21-1F028D to Pipe	80A2771	N/A	N/A	UT	2771-1481, 1483, 1482	NO	N/A	
DBA-117-1-FW-23	Pipe to Elbow	80A2771	N/A	N/A	UT	2771-1481, 1483, 1482	NO	N/A	
DBA-117-1-FW-29	Elbow to Bent Pipe	80A2771	N/A	N/A	UT	2771-1481, 1483, 1482	NO	N/A	
DBA-117-1-FW-25	Bent Pipe to Elbow	80A2771	N/A	N/A	UT	2771-1462, 1424, 1425, 1426	NO	N/A	
DBA-117-1-FW-30	Elbow to Bent Pipe	80A2771	N/A	N/A	UT	2771-1462, 1424, 1425, 1426	NO	N/A	
DBA-117-1-FW-27	Bent Pipe to 2"x2"x2" Tee	80A2775	N/A	N/A	PT	2775-202	NO	N/A	
DBA-117-1-FW-7	2" Tee to Reducer Insert	80A2775	N/A	N/A	PT	2775-202	NO	N/A	
DBA-117-1-FW-12	2" Tee to Pipe	80A2775	N/A	N/A	PT	2775-202	NO	N/A	

Augmented: MSIVLC
 Reference Drawing: No. DBA-117-1
 Susquehanna Final Report

nes

80A2804

Rev: 3 Page: 23 of 24

COMPONENT IDENTIFICATION	COMPONENT DESCRIPTION	PROCEDURE NUMBER	CODE CATEGORY	CODE ITEM NUMBER	CODE EXAM METHOD	DATA SHEET	INDICATIONS	EVALUATIONS	REMARKS
PIPING WELDS									
DBA-117-1-FW-13	2" Pipe to 2"x2"x2" Tee	80A2775	N/A	N/A	PT	2775-202	NO	N/A	
DBA-117-1-FW-14	2" Tee to Pipe	80A2775	N/A	N/A	PT	2775-202	NO	N/A	
DBA-117-1-FW-15	Pipe to Valve HV-E32-1F001P	80A2775	N/A	N/A	PT	2775-202	NO	N/A	
DBA-117-1-FW-16	2" Tee to Reducer Insert	80A2775	N/A	N/A	PT	2775-202	NO	N/A	

Augmented: NB
 Reference Drawing: No. DBA-108-1
 Susquehanna Final Report

nes

80A2804

Rev: 3

Page: 24 of 24

COMPONENT IDENTIFICATION	COMPONENT DESCRIPTION	PROCEDURE NUMBER	CODE CATEGORY	CODE ITEM NUMBER	CODE EXAM METHOD	DATA SHEET	INDICATIONS	EVALUATIONS	REMARKS
PIPING WELDS									
DBA-108-1-FW-5	Valve HV-1F016 to Elbow	80A2771	N/A	N/A	UT	INACCESSIBLE	N/A	N/A	Incomplete Exam Note 3
DBA-108-1-4-A	Elbow to Pipe	80A2771	N/A	N/A	UT	2771-1294, 1295, 1296	NO	N/A	
DBA-108-1-4-B	Pipe to Elbow	80A2771	N/A	N/A	UT	2771-1294, 1295, 1296	NO	N/A	
DBA-108-1-4-C	Elbow to Pipe	80A2771	N/A	N/A	UT	2771-1294, 1295, 1296	NO	N/A	
DBA-108-1-FW-6	Pipe to Penetration X-8 Process Pipe	80A2771	N/A	N/A	UT	2771-1294, 1295, 1296	NO	N/A	
DBA-108-1-FW-8	Penetration X-8 Flued Head to Valve HV-1F019	80A2771	N/A	N/A	UT	INACCESSIBLE	N/A	N/A	Incomplete Exam Note 3

COMPONENT IDENTIFICATION	COMPONENT DESCRIPTION	PROCEDURE NUMBER	CODE CATEGORY	CODE ITEM NUMBER	CODE EXAM METHOD	DATA SHEET	INDICATIONS	EVALUATIONS	REMARKS
SUPPLEMENTAL SUPPORT EXAMS									
GBC-101-17-11-84	Pipe Support, 12 Lugs	80A2775	N/A	N/A	PT	2775-171, 171R1	NO	N/A	Incomplete Exam. Owner Requested
GBC-101-18-11-88	Pipe Support, 12 Lugs	80A2775	N/A	N/A	PT	2775-163, 168R1	NO	N/A	Incomplete Exam. Owner Requested
GBC-101-20-11-83	Pipe Support, 12 Lugs	80A2775	N/A	N/A	PT	2775-165, 165R1, 165R2	NO	N/A	Incomplete Exam. Owner Requested
GBC-101-23-11-86	Pipe Support, 12 Lugs	80A2775	N/A	N/A	PT	2775-172R1, 172R2, 172	NO	N/A	Incomplete Exam. Owner Requested
GBC-101-24-11-89	Pipe Support, 12 Lugs	80A2775	N/A	N/A	PT	2775-170	NO	N/A	Incomplete Exam. Owner Requested
GBC-101-25-11-91	Pipe Support, 12 Lugs	80A2775	N/A	N/A	PT	2775-163R1, 163	NO	N/A	Incomplete Exam. Owner Requested
GBC-101-26-11-87	Pipe Support, 12 Lugs	80A2775	N/A	N/A	PT	2775-166, 166R1	NO	N/A	Incomplete Exam. Owner Requested

COMPONENT IDENTIFICATION	COMPONENT DESCRIPTION	PROCEDURE NUMBER	CODE CATEGORY	CODE ITEM NUMBER	CODE EXAM METHOD	DATA SHEET	INDICATIONS	EVALUATIONS	REMARKS
SUPPLEMENTAL SUPPORT EXAMS									
GBC-101-29-H-92	Pipe Support, 12 Lugs	80A2775	N/A	N/A	PT	2775-169R1, 169	NO	N/A	Incomplete Exam. Owner Requested
GBC-101-30-H-90	Pipe Support, 12 Lugs	80A2775	N/A	N/A	PT	2775-164	NO	N/A	Incomplete Exam. Owner Requested
GBC-101-32-H-85	Pipe Support, 12 Lugs	80A2775	N/A	N/A	PT	2775-167R1, 167	NO	N/A	Incomplete Exam. Owner Requested

System: ESW
 Reference Drawing: No. FCI-P49-927-R7
 Susquehanna Final Report



80A2804

Rev: 4 Page: 1 of 139

COMPONENT IDENTIFICATION	COMPONENT DESCRIPTION	PROCEDURE NUMBER	CODE CATEGORY	CODE ITEM NUMBER	CODE EXAM METHOD	DATA SHEET	INDICATIONS	EVALUATIONS	REMARKS
- P & ID M-110 & M-111 Sh 2 CLASS 3 SUPPORTS -									
HRC-106-H17	12" Anchor								
HRC-106-H13	12" Rigid Hanger								
HRC-106-H14	12" Rigid Hanger								
HRC-106-H16	8" Anchor								
HRC-106-H22	12" Guide								
HRC-109-H11	10" Rigid Hanger								
HRC-109-H12	10" Rigid Hanger								
HRC-109-H14	10" Anchor								

System: ESW
 Reference Drawing: No. FCI-P49-927-R7
 Susquehanna Final Report

1125

80A2804

Rev: 4 Page: 2 of 139

COMPONENT IDENTIFICATION	COMPONENT DESCRIPTION	PROCEDURE NUMBER	CODE CATEGORY	CODE ITEM NUMBER	CODE EXAM METHOD	DATA SHEET	INDICATIONS	EVALUATIONS	REMARKS
P & ID M-II0 & M-III Sh 2 CLASS 3 SUPPORTS									
HRC-109-115	10" Rigid Hanger								
HRC-109-116	10" Guide								
HRC-109-117	10" Guide								

System: ESW
 Reference Drawing: No. FCI-P49-921-R6
 Susquehanna Final Report



80A2804

Rev: 4 Page: 3 of 139

COMPONENT IDENTIFICATION	COMPONENT DESCRIPTION	PROCEDURE NUMBER	CODE CATEGORY	CODE ITEM NUMBER	CODE EXAM METHOD	DATA SHEET	INDICATIONS	EVALUATIONS	REMARKS
P & ID M-111 Sh 2 CLASS 3 SUPPORTS									
HRC-101-117	12" Rigid Hanger								
HRC-101-118	12" Rigid Hanger								
HRC-101-119	12" Rigid Hanger								
HRC-101-1110	12" Guide								
HRC-101-1111	12" Rigid Hanger								
HRC-101-1112	12" Rigid Hanger								
HRC-101-1113	12" Rigid Hanger								
HRC-101-1114	12" Rigid Hanger								

System: ESW
 Reference Drawing: No. FCI-P49-922-R9
 Susquehanna Final Report

1125

80A2804

Rev: 4 Page: 4 of 139

COMPONENT IDENTIFICATION	COMPONENT DESCRIPTION	PROCEDURE NUMBER	CODE CATEGORY	CODE ITEM NUMBER	CODE EXAM. METHOD	DATA SHEET	INDICATIONS	EVALUATIONS	REMARKS
P & ID M-111 Sh 2 CLASS 3 SUPPORTS									
HRC-110-H4	10" Anchor								
HRC-110-H11	10" Rigid Hanger								
HRC-110-H12	10" Rigid Hanger								
HRC-110-H13	10" Rigid Hanger								
HRC-101-H17	12" Rigid Hanger								
HRC-101-H19	12" Rigid Hanger								
HRC-101-H20	8" Anchor								
HRC-101-H15	12" Rigid Hanger								

System: ESW
 Reference Drawing: No. FCI-P49-922-R9
 Susquehanna Final Report

1125

80A2804

Rev: 4 Page: 5 of 139

COMPONENT IDENTIFICATION	COMPONENT DESCRIPTION	PROCEDURE NUMBER	CODE CATEGORY	CODE ITEM NUMBER	CODE EXAM METHOD	DATA SHEET	INDICATIONS	EVALUATIONS	REMARKS
P & ID M-111 Sh 2 CLASS 3 SUPPORTS									
HRC-101-H18	12" Anchor								
HRC-101-H16	12" Rigid Hanger								

System: ESW
 Reference Drawing: No. FCI-P49-977-R13
 Susquehanna Final Report

1125

80A2804

Rev: 4 Page: 6 of 139

COMPONENT IDENTIFICATION	COMPONENT DESCRIPTION	PROCEDURE NUMBER	CODE CATEGORY	CODE ITEM NUMBER	CODE EXAM METHOD	DATA SHEET	INDICATIONS	EVALUATIONS	REMARKS
P & ID M-111 Sh 1 CLASS 3 SUPPORTS									
HRC-3-117	16" Rigid Hanger								
HRC-3-118	16" Rigid Hanger								
HRC-3-119	16" Rigid Hanger								
HRC-3-110	16" Rigid Hanger								
HRC-3-111	16" Rigid Hanger								
HRC-3-112	16" Spring Hanger								
HRC-3-113	14" Spring Hanger								
HRC-3-115	14" Rigid Hanger								

System: ESW
 Reference Drawing: No. FCI-P49-977-R13
 Susquehanna Final Report



80A2804

Rev: 4 Page: 7 of 139

COMPONENT IDENTIFICATION	COMPONENT DESCRIPTION	PROCEDURE NUMBER	CODE CATEGORY	CODE ITEM NUMBER	CODE EXAM METHOD	DATA SHEET	INDICATIONS	EVALUATIONS	REMARKS
	P & ID M-111 Sh 1 CLASS 3 SUPPORTS								
HRC-3-H16	8" Rigid Hanger								
HRC-3-H17	8" Rigid Hanger								
HRC-3-H18	8" Anchor								
HRC-3-H21	8" Rigid Hanger								
HRC-3-H22	6" Rigid Hanger								
HRC-3-H23	6" Rigid Hanger								
HRC-3-H39	8" Anchor								
HRC-3-H42	8" Rigid Hanger								

System: ESW
 Reference Drawing: No. FCI-P49-977-R13
 Susquehanna Final Report



Rev: 4 Page: 8 of 139

COMPONENT IDENTIFICATION	COMPONENT DESCRIPTION	PROCEDURE NUMBER	CODE CATEGORY	CODE ITEM NUMBER	CODE EXAM METHOD	DATA SHEET	INDICATIONS	EVALUATIONS	REMARKS
P & ID M-111 Sh 1 CLASS 3 SUPPORTS									
HRC-3-1143	6" Guide								
HRC-3-1144	6" Rigid Hanger								
HRC-3-1149	16" Rigid Hanger								
HRC-3-1150	8" Rigid Hanger								
HRC-3-1151	8" Rigid Hanger								
HRC-4-1111	8" Rigid Hanger								
HRC-4-1112	8" Rigid Hanger								
HRC-4-1113	8" Rigid Hanger								

System: ESW
 Reference Drawing: No. FCI-P49-977-R13
 Susquehanna Final Report

1125

80A2804

Rev: 4 Page: 9 of 139

COMPONENT IDENTIFICATION	COMPONENT DESCRIPTION	PROCEDURE NUMBER	CODE CATEGORY	CODE ITEM NUMBER	CODE EXAM METHOD	DATA SHEET	INDICATIONS	EVALUATIONS	REMARKS
P & ID M-111 Sh I CLASS 3 SUPPORTS									
HRC-4-1114	8" Spring Hanger								
HRC-4-1115	8" Rigid Hanger								
HRC-4-1116	8" Rigid Hanger								
HRC-4-1117	8" Rigid Hanger								
HRC-7-1118	8" Rigid Hanger								
HRC-7-1119	8" Rigid Hanger								
HRC-7-1110	8" Rigid Hanger								
HRC-7-1111	8" Rigid Hanger								

System: ESW
 Reference Drawing: No. FCI-P49-977-R13
 Susquehanna Final Report

1125

80A2804

Rev: 4 Page: 10 of 139

COMPONENT IDENTIFICATION	COMPONENT DESCRIPTION	PROCEDURE NUMBER	CODE CATEGORY	CODE ITEM NUMBER	CODE EXAM METHOD	DATA SHEET	INDICATIONS	EVALUATIONS	REMARKS
	P & ID M-111 Sh 1 CLASS 3 SUPPORTS								
HRC-7-113	12" Rigid Hanger								
HRC-9-118	16" Rigid Hanger								
HRC-9-119	16" Rigid Hanger								
HRC-9-110	16" Rigid Hanger								
HRC-9-111	16" Rigid Hanger								
HRC-9-112	14" Rigid Hanger								
HRC-9-113	14" Rigid Hanger								
HRC-9-114	12" Rigid Hanger								

System: ESW
 Reference Drawing: No. FCI-P49-977-R13
 Susquehanna Final Report

nes

80A2804

Rev: 4 Page: 11 of 139

COMPONENT IDENTIFICATION	COMPONENT DESCRIPTION	PROCEDURE NUMBER	CODE CATEGORY	CODE ITEM NUMBER	CODE EXAM METHOD	DATA SHEET	INDICATIONS	EVALUATIONS	REMARKS
P & ID M-III Sh I CLASS 3 SUPPORTS									
HRC-9-H15	12" Rigid Hanger								
HRC-9-H16	8" Rigid Hanger								
HRC-9-H17	8" Spring Hanger								
HRC-9-H18	8" Rigid Hanger								
HRC-9-H19	16" Guide								
HRC-9-H20	8" Anchor								
HRC-9-H21	8" Anchor								
HRC-9-H22	8" Rigid Hanger								

System: ESW
 Reference Drawing: No. FCI-P49-977-R13
 Susquehanna Final Report

nes

80A2804

Rev: 4 Page: 12 of 139

COMPONENT IDENTIFICATION	COMPONENT DESCRIPTION	PROCEDURE NUMBER	CODE CATEGORY	CODE ITEM NUMBER	CODE EXAM METHOD	DATA SHEET	INDICATIONS	EVALUATIONS	REMARKS
P & ID M-111 Sh 1 CLASS 3 SUPPORTS									
HRC-9-H24	8" Rigid Hanger								
HRC-9-H25	8" Guide								
HRC-9-H26	8" Guide								

System: ESW
 Reference Drawing: No. FCI-P49-978-R11
 Susquehanna Final Report

nes

80A2804

Rev: 4 Page: 13 of 139

COMPONENT IDENTIFICATION	COMPONENT DESCRIPTION	PROCEDURE NUMBER	CODE CATEGORY	CODE ITEM NUMBER	CODE EXAM METHOD	DATA SHEET	INDICATIONS	EVALUATIONS	REMARKS
P & ID M-111 Sh 1 CLASS 3 SUPPORTS									
HRC-3-111	8" Rigid Hanger								
HRC-3-112	8" Rigid Hanger								
HRC-3-113	8" Rigid Hanger								
HRC-3-114	12" Rigid Hanger								
HRC-3-115	8" Rigid Hanger								
HRC-3-116	8" Rigid Hanger								
HRC-3-1125	8" Anchor								
HRC-3-1128	8" Rigid Hanger								

System: ESW
 Reference Drawing: No. FCI-P49-978-R11
 Susquehanna Final Report

nes

80A2804

Rev: 4 Page: 14 of 139

COMPONENT IDENTIFICATION	COMPONENT DESCRIPTION	PROCEDURE NUMBER	CODE CATEGORY	CODE ITEM NUMBER	CODE EXAM METHOD	DATA SHEET	INDICATIONS	EVALUATIONS	REMARKS
P & ID M-111 Sh 1 CLASS 3 SUPPORTS									
HRC-3-H29	6" Rigid Hanger								
HRC-3-H30	6" Rigid Hanger								
HRC-3-H32	8" Anchor								
HRC-3-H35	8" Rigid Hanger								
HRC-3-H36	6" Rigid Hanger								
HRC-3-H37	6" Rigid Hanger								
HRC-3-H52	8" Rigid Hanger								
HRC-3-H53	8" Rigid Hanger								

System: ESW
 Reference Drawing: No. FCI-P49-978-R11
 Susquehanna Final Report

1105

80A2804

Rev: 4 Page: 15 of 139

COMPONENT IDENTIFICATION	COMPONENT DESCRIPTION	PROCEDURE NUMBER	CODE CATEGORY	CODE ITEM NUMBER	CODE EXAM METHOD	DATA SHEET	INDICATIONS	EVALUATIONS	REMARKS
P & ID M-111 Sh I CLASS 3 SUPPORTS									
HRC-4-111	14" Rigid Hanger								
HRC-4-112	14" Spring Hanger								
HRC-4-113	16" Rigid Hanger								
HRC-4-114	16" Rigid Hanger								
HRC-4-115	8" Rigid Hanger								
HRC-4-116	8" Spring Hanger								
HRC-4-117	8" Rigid Hanger								
HRC-4-118	8" Rigid Hanger								

System: ESW
 Reference Drawing: No. FCI-P49-978-R11
 Susquehanna Final Report

1725

80A2804

Rev: 4 Page: 16 of 139

COMPONENT IDENTIFICATION	COMPONENT DESCRIPTION	PROCEDURE NUMBER	CODE CATEGORY	CODE ITEM NUMBER	CODE EXAM METHOD	DATA SHEET	INDICATIONS	EVALUATIONS	REMARKS
	P & ID M-111 Sh 1 CLASS 3 SUPPORTS								
HRC-4-H19	12" Rigid Hanger								
HRC-4-H10	12" Rigid Hanger								
HRC-4-H18	14" Rigid Hanger								
HRC-7-H11	8" Rigid Hanger								
HRC-7-H12	8" Rigid Hanger								
HRC-7-H13	14" Rigid Hanger								
HRC-7-H14	14" Rigid Hanger								
HRC-7-H15	16" Spring Hanger								

System: ESW
 Reference Drawing: No. FCI-P49-978-R11
 Susquehanna Final Report



80A2804

Rev: 4 Page: 17 of 139

COMPONENT IDENTIFICATION	COMPONENT DESCRIPTION	PROCEDURE NUMBER	CODE CATEGORY	CODE ITEM NUMBER	CODE EXAM METHOD	DATA SHEET	INDICATIONS	EVALUATIONS	REMARKS
P & ID M-111 Sh I CLASS 3 SUPPORTS									
HRC-7-H7	16" Rigid Hanger								
HRC-7-H14	16" Rigid Hanger								
HRC-9-H1	8" Rigid Hanger								
HRC-9-H2	8" Rigid Hanger								
HRC-9-H3	8" Rigid Hanger								
HRC-9-H4	8" Rigid Hanger								
HRC-9-H5	8" Rigid Hanger								
HRC-9-H6	8" Rigid Hanger								

System: ESW
 Reference Drawing: No. FCI-P49-978-R11
 Susquehanna Final Report

1125

80A2804

Rev: 4 Page: 18 of 139

COMPONENT IDENTIFICATION	COMPONENT DESCRIPTION	PROCEDURE NUMBER	CODE CATEGORY	CODE ITEM NUMBER	CODE EXAM METHOD	DATA SHEET	INDICATIONS	EVALUATIONS	REMARKS
P & ID M-111 Sh 1 CLASS 3 SUPPORTS									
HRC-9-117	Spring Hanger								
HRC-9-1129	8" Guide								
HRC-9-1130	8" Rigid Hanger								
HRC-9-1131	8" Anchor								
HRC-9-1133	8" Guide								
HRC-9-1134	8" Rigid Hanger								
HRC-9-1135	8" Anchor								

System: ESW
 Reference Drawing: No. FCI-P49-1025-R11
 Susquehanna Final Report



80A2804

Rev: 4 Page: 19 of 139

COMPONENT IDENTIFICATION	COMPONENT DESCRIPTION	PROCEDURE NUMBER	CODE CATEGORY	CODE ITEM NUMBER	CODE EXAM METHOD	DATA SHEET	INDICATIONS	EVALUATIONS	REMARKS
P & ID M-111 Sh 2, CLASS 3 SUPPORTS									
HRC-14-1118	8" Snubber								
HRC-14-1122	8" Spring Hanger								
HRC-14-1117	8" Guide								
HRC-14-1116	8" Rigid Hanger								
HRC-14-1115	8" Guide								
HRC-14-1114	8" Guide								
HRC-14-1113	8" Guide								
HRC-14-1111	8" Guide								

System: ESW
 Reference Drawing: No. FCI-P49-1025-R11
 Susquehanna Final Report

nes

80A2804

Rev: 4 Page: 20 of 139

COMPONENT IDENTIFICATION	COMPONENT DESCRIPTION	PROCEDURE NUMBER	CODE CATEGORY	CODE ITEM NUMBER	CODE EXAM METHOD	DATA SHEET	INDICATIONS	EVALUATIONS	REMARKS
P & ID M-111 Sh 2 CLASS 3 SUPPORTS									
HRC-14-H10	8" Anchor								
HRC-105-H21	8" Guide								
HRC-105-H20	8" Guide								
HRC-105-H19	8" Guide								
HRC-105-H18	8" Guide								
HRC-105-H17	8" Rigid Hanger								
HRC-105-H16	8" Guide								
HRC-105-H15	8" Anchor								

System: ESW
 Reference Drawing: No. FCI-P49-1025-R11
 Susquehanna Final Report



80A2804

Rev: 4 Page: 21 of 139

COMPONENT IDENTIFICATION	COMPONENT DESCRIPTION	PROCEDURE NUMBER	CODE CATEGORY	CODE ITEM NUMBER	CODE EXAM METHOD	DATA SHEET	INDICATIONS	EVALUATIONS	REMARKS
P & ID M-111 Sh 1 CLASS 3 SUPPORTS									
HRC-102-H20	8" Guide								
HRC-102-H19	8" Guide								
HRC-102-H18	8" Guide								
HRC-102-H17	8" Guide								
HRC-102-H16	8" Guide								
HRC-102-H15	8" Guide								
HRC-102-H14	8" Guide								
HRC-102-H22	8" Rigid Hanger								

System: ESW
 Reference Drawing: No. FCI-P49-1025-R11
 Susquehanna Final Report



80A2804

Rev: 4 Page: 22 of 139

COMPONENT IDENTIFICATION	COMPONENT DESCRIPTION	PROCEDURE NUMBER	CODE CATEGORY	CODE ITEM NUMBER	CODE EXAM METHOD	DATA SHEET	INDICATIONS	EVALUATIONS	REMARKS
P & ID M-111 Sh 2 CLASS 3 SUPPORTS									
HRC-13-116	8" Guide								
HRC-13-117	8" Rigid Hanger								
HRC-13-118	8" Guide								
HRC-13-119	8" Guide								
HRC-13-110	8" Guide								
HRC-13-111	8" Rigid Hanger								
HRC-13-112	8" Guide								
HRC-13-113	8" Anchor								

System: ESW
 Reference Drawing: No. FCI-P49-1560-R8
 Susquehanna Final Report



80A2804

Rev: 4 Page: 23 of 139

COMPONENT IDENTIFICATION	COMPONENT DESCRIPTION	PROCEDURE NUMBER	CODE CATEGORY	CODE ITEM NUMBER	CODE EXAM METHOD	DATA SHEET	INDICATIONS	EVALUATIONS	REMARKS
P & ID M-111 Sh 1 & 2 & M-112 CLASS 3 SUPPORTS									
HRC-10-H11	18" Spring Hanger								
HRC-10-H12	18" Spring Hanger								
HRC-10-H13	18" Guide								
HRC-10-H14	24" Rigid Hanger								
HRC-10-H15	24" Anchor								
HRC-10-H16	24" Rigid Hanger								
HRC-16-H11	26" Rigid Hanger								
HRC-16-H12	26" Anchor								

System: ESW
 Reference Drawing: No. FCI-P49-1560-R8
 Susquehanna Final Report

1125

80A2804

Rev: 4 Page: 24 of 139

COMPONENT IDENTIFICATION	COMPONENT DESCRIPTION	PROCEDURE NUMBER	CODE CATEGORY	CODE ITEM NUMBER	CODE EXAM METHOD	DATA SHEET	INDICATIONS	EVALUATIONS	REMARKS
P & ID M-111 Sh 2 & M-112 CLASS 3 SUPPORTS									
HRC-16-H5	26" Rigid Hanger								
HRC-112-H17	20" Spring Hanger								
HRC-112-H18	Guide								
HRC-212-H1	20" Spring Hanger								

System: ESW
 Reference Drawing: No. FCI-P49-1561-R10
 Susquehanna Final Report



80A2804

Rev: 4 Page: 25 of 139

COMPONENT IDENTIFICATION	COMPONENT DESCRIPTION	PROCEDURE NUMBER	CODE CATEGORY	CODE ITEM NUMBER	CODE EXAM METHOD	DATA SHEET	INDICATIONS	EVALUATIONS	REMARKS
P & ID M-111 Sh 1 & 2 & M-112 CLASS 3 SUPPORTS									
HRC-5-111	18" Spring Hanger								
HRC-5-112	18" Rigid Hanger								
HRC-5-113	18" Spring Hanger								
HRC-5-114	24" Rigid Hanger								
HRC-5-115	24" Anchor								
HRC-5-116	24" Rigid Hanger								
HRC-16-113	26" Rigid Hanger								
HRC-16-114	26" Anchor								

System: ESW
 Reference Drawing: No. FCI-P49-1561-R10
 Susquehanna Final Report



80A2804

Rev: 4 Page: 26 of 139

COMPONENT IDENTIFICATION	COMPONENT DESCRIPTION	PROCEDURE NUMBER	CODE CATEGORY	CODE ITEM NUMBER	CODE EXAM METHOD	DATA SHEET	INDICATIONS	EVALUATIONS	REMARKS
P & ID M-111 Sh 2 & M-112 CLASS 3 SUPPORTS									
HRC-16-H6	26" Rigid Hanger								
HRC-112-1119	20" Spring Hanger								
HRC-112-1120	20" Guide								
HRC-212-H2	20" Spring Hanger								

System: ESW
 Reference Drawing: FCI-P49-919-R8
 Susquehanna Final Report



Rev: 4 Page: 27 of 139

COMPONENT IDENTIFICATION	COMPONENT DESCRIPTION	PROCEDURE NUMBFR	CODE CATERGORY	CODE ITEM NUMBER	CODE EXAM METHOD	DATA SHEET	INDICATIONS	EVALUATIONS	REMARKS
P & ID M-111 Sh 2 CLASS 3 SUPPORTS									
HRC-101-H1	14" Anchor								
HRC-101-H2	14" Rigid Hanger								
HRC-101-H3	12" Anchor								
HRC-101-H4	12" Rigid Hanger								
HRC-101-H5	12" Rigid Hanger								
HRC-101-H6	12" Rigid Hanger								

System: ESW
 Reference Drawing: No. FCI-P49-1570-R9
 Susquehanna Final Report



80A2804

Rev: 4 Page: 28 of 139

COMPONENT IDENTIFICATION	COMPONENT DESCRIPTION	PROCEDURE NUMBER	CODE CATEGORY	CODE ITEM NUMBER	CODE EXAM METHOD	DATA SHEET	INDICATIONS	EVALUATIONS	REMARKS
P & ID M-111 Sh 2 CLASS 3 SUPPORTS									
HRC-11-111	6" Rigid Hanger								
HRC-11-112	6" Rigid Hanger								
HRC-11-113	6" Rigid Hanger								
HRC-11-114	6" Rigid Hanger								
HRC-11-115	6" Rigid Hanger								
HRC-11-116	6" Rigid Hanger								
HRC-11-118	6" Rigid Hanger								
HRC-11-119	6" Guide								

System: ESW
Reference Drawing: No. FCI-P49-1570-R9
Susquehanna Final Report

NES

80A2804

Rev: 4 Page: 29 of 139

COMPONENT IDENTIFICATION	COMPONENT DESCRIPTION	PROCEDURE NUMBER	CODE CATEGORY	CODE ITEM NUMBER	CODE EXAM METHOD	DATA SHEET	INDICATIONS	EVALUATIONS	REMARKS
HRC-11-1110	P & ID M-111 Sh 2 CLASS 3 SUPPORTS 6" Spring Hanger								

System: ESW
 Reference Drawing: No. FCI-P49-1571-R10
 Susquehanna Final Report



80A2804

Rev: 4 Page: 30 of 139

COMPONENT IDENTIFICATION	COMPONENT DESCRIPTION	PROCEDURE NUMBER	CODE CATEGORY	CODE ITEM NUMBER	CODE EXAM METHOD	DATA SHEET	INDICATIONS	EVALUATIONS	REMARKS
P & ID M-111 Sh 2 CLASS 3 SUPPORTS									
HRC-12-H2	6" Rigid Hanger								
HRC-12-H3	6" Rigid Hanger								
HRC-12-H4	6" Rigid Hanger								
HRC-12-H5	6" Rigid Hanger								
HRC-12-H6	6" Rigid Hanger								
HRC-12-H7	6" Rigid Hanger								
HRC-12-H8	6" Rigid Hanger								
HRC-12-H9	6" Rigid Hanger								

System: ESW
 Reference Drawing: No. FCI-P49-1571-R10
 Susquehanna Final Report

nes

80A2804

Rev: 4 Page: 31 of 139

COMPONENT IDENTIFICATION	COMPONENT DESCRIPTION	PROCEDURE NUMBER	CODE CATEGORY	CODE ITEM NUMBER	CODE EXAM METHOD	DATA SHEET	INDICATIONS	EVALUATIONS	REMARKS
P & ID M-III Sh 2 CLASS 3 SUPPORTS									
HRC-12-H10	6" Rigid Hanger								
HRC-12-H11	6" Rigid Hanger								
HRC-12-H12	6" Rigid Hanger								
HRC-12-H13	6" Rigid Hanger								
HRC-12-H16	6" Rigid Hanger								
HRC-12-H23	6" Rigid Hanger								
HRC-12-H24	6" Rigid Hanger								

System: ESW
 Reference Drawing: No. FCI-P49-1572-R11
 Susquehanna Final Report

nes

80A2804

Rev: 4 Page: 32 of 139

COMPONENT IDENTIFICATION	COMPONENT DESCRIPTION	PROCEDURE NUMBER	CODE CATEGORY	CODE ITEM NUMBER	CODE EXAM METHOD	DATA SHEET	INDICATIONS	EVALUATIONS	REMARKS
P & ID M-111 Sh 2 CLASS 3 SUPPORTS									
HRC-13-H2	6" Spring Hanger								
HRC-13-H3	6" Rigid Hanger								
HRC-13-H4	6" Rigid Hanger								
HRC-13-H5	6" Rigid Hanger								
HRC-13-H14	6" Rigid Hanger								
HRC-13-H15	6" Snubber								
HRC-13-H16	6" Rigid Hanger								

System: ESW
Reference Drawing: No. FCI-P49-1572-R11
Susquehanna Final Report

nes

80A2804

Rev: 4 Page: 33 of 139

COMPONENT IDENTIFICATION	COMPONENT DESCRIPTION	PROCEDURE NUMBER	CODE CATEGORY	CODE ITEM NUMBER	CODE EXAM METHOD	DATA SHEET	INDICATIONS	EVALUATIONS	REMARKS
HRC-13-H17	P & ID M-111 Sh 2 CLASS 3 SUPPORTS 6" Rigid Hanger								

System: ESW
 Reference File: 54.0-M11-OP-504-1 & 2
 Susquehanna Final Report

1125

80A2804

Rev: 5 Page: 34 of 139

COMPONENT IDENTIFICATION	COMPONENT DESCRIPTION	PROCEDURE NUMBER	CODE CATEGORY	CODE ITEM NUMBER	CODE EXAM METHOD	DATA SHEET	INDICATIONS	EVALUATIONS	REMARKS
P & ID M-111 Sh 1 CLASS 3 SUPPORTS									
0P-504A-A	Pump 0P-504A Support								
0P-504B-A	Pump 0P-504B Support								
0P-504C-A	Pump 0P-504C Support								
0P-504D-A	Pump 0P-504D Support								

System: ESW
 Reference Drawing: No. FCI-P49-924-R5
 Susquehanna Final Report

INES

80A2804

Rev: 4 Page: 35 of 139

COMPONENT IDENTIFICATION	COMPONENT DESCRIPTION	PROCEDURE NUMBER	CODE CATEGORY	CODE ITEM NUMBER	CODE EXAM METHOD	DATA SHEET	INDICATIONS	EVALUATIONS	REMARKS
P & ID M-111 Sh 2 CLASS 3 SUPPORTS									
HRC-106-H1	12" Rigid Hanger								
HRC-106-H2	12" Guide								
HRC-106-H3	12" Rigid Hanger								
HRC-106-H4	12" Rigid Hanger								
HRC-106-H18	14" Rigid Hanger								
HRC-106-H19	14" Spring Hanger								
HRC-106-H20	12" Rigid Hanger								
HRC-106-H21	12" Anchor								

System: ESW
 Reference Drawing: No. FCI-P49-926-R10
 Susquehanna Final Report



80A2804

Rev: 4 Page: 36 of 139

COMPONENT IDENTIFICATION	COMPONENT DESCRIPTION	PROCEDURE NUMBER	CODE CATEGORY	CODE ITEM NUMBER	CODE EXAM METHOD	DATA SHEET	INDICATIONS	EVALUATIONS	REMARKS
	P & ID M-111 Sh 2 CLASS 3 SUPPORTS								
HRC-106-115	12" Rigid Hanger								
HRC-106-116	12" Rigid Hanger								
HRC-106-117	12" Guide								
HRC-106-118	12" Rigid Hanger								
HRC-106-119	12" Rigid Hanger								
HRC-106-110	12" Guide								
HRC-106-111	12" Rigid Hanger								
HRC-106-112	12" Rigid Hanger								

System: ESW
Reference Drawing: No. FCI-P49-926-R10
Susquehanna Final Report

NES

80A2804

Rev: 4 Page: 37 of 139

COMPONENT IDENTIFICATION	COMPONENT DESCRIPTION	PROCEDURE NUMBER	CODE CATEGORY	CODE ITEM NUMBER	CODE EXAM METHOD	DATA SHEET	INDICATIONS	EVALUATIONS	REMARKS
P & ID M-111 Sh 2 CLASS 3 SUPPORTS									
HRC-106-1123	12" Guide								
HRC-106-1124	12" Rigid Hanger								

System: ESW
 Reference Drawing: No. FCI-P49-929-R6
 Susquehanna Final Report

nes

80A2804

Rev: 4 Page: 38 of 139

COMPONENT IDENTIFICATION	COMPONENT DESCRIPTION	PROCEDURE NUMBER	CODE CATEGORY	CODE ITEM NUMBER	CODE EXAM METHOD	DATA SHEET	INDICATIONS	EVALUATIONS	REMARKS
P & ID M-111 Sh 2 CLASS 3 SUPPORTS									
HRC-102-112	12" Anchor								
HRC-102-113	12" Guide								
HRC-102-114	12" Rigid Hanger								
HRC-102-115	12" Rigid Hanger								
HRC-102-116	12" Rigid Hanger								
HRC-102-117	14" Snubber								
HRC-102-118	14" Guide								
HRC-102-119	14" Rigid Hanger								

System: ESW
 Reference Drawing: No. FCI-P49-930-R9
 Susquehanna Final Report

1125

80A2804

Rev: 4 Page: 39 of 139

COMPONENT IDENTIFICATION	COMPONENT DESCRIPTION	PROCEDURE NUMBER	CODE CATEGORY	CODE ITEM NUMBER	CODE EXAM METHOD	DATA SHEET	INDICATIONS	EVALUATIONS	REMARKS
P & ID M-111 Sh 2 CLASS 3 SUPPORTS									
HRC-103-111	6" Rigid Hanger								
HRC-103-115	6" Spring Hanger								

System: ESW
 Reference Drawing: No. FCI-P49-931-R9
 Susquehanna Final Report



80A2804

Rev: 4 Page: 40 of 139

COMPONENT IDENTIFICATION	COMPONENT DESCRIPTION	PROCEDURE NUMBER	CODE CATEGORY	CODE ITEM NUMBER	CODE EXAM METHOD	DATA SHEET	INDICATIONS	EVALUATIONS	REMARKS
P & ID M-III Sh 2 CLASS 3 SUPPORTS									
HRC-108-H4	10" Anchor								
HRC-108-H3	10" Rigid Hanger								
HRC-108-H1	10" Rigid Hanger								
HRC-108-H2	10" Guide								
HRC-102-H10	8" Rigid Hanger								
HRC-102-H12	8" Rigid Hanger								
HRC-102-H11	8" Rigid Hanger								
HRC-102-H13	12" Rigid Hanger								

System: ESW
 Reference Drawing: No. FCI-P49-932-R9
 Susquehanna Final Report

1125

• 80A2804

Rev: 4 Page: 41 of 139

COMPONENT IDENTIFICATION	COMPONENT DESCRIPTION	PROCEDURE NUMBER	CODE CATEGORY	CODE ITEM NUMBER	CODE EXAM METHOD	DATA SHEET	INDICATIONS	EVALUATIONS	REMARKS
IIRC-102-III	P & ID M-III Sh 2 CLASS 3 SUPPORTS 8" Anchor								

System: ESW
 Reference Drawing: No. FCI-P49-933-R8
 Susquehanna Final Report

1125

80A2804

Rev: 4 Page: 42 of 139

COMPONENT IDENTIFICATION	COMPONENT DESCRIPTION	PROCEDURE NUMBER	CODE CATEGORY	CODE ITEM NUMBER	CODE EXAM METHOD	DATA SHEET	INDICATIONS	EVALUATIONS	REMARKS
P & ID M-111 Sh 2 CLASS 3 SUPPORTS									
HRC-105-117	12" Anchor								
HRC-105-118	12" Guide								
HRC-105-119	12" Rigid Hanger								
HRC-105-1110	12" Rigid Hanger								
HRC-105-1111	12" Rigid Hanger								
HRC-105-1112	14" Rigid Hanger								
HRC-105-1113	14" Snubber								
HRC-105-1114	14" Rigid Hanger								

System: ESW
 Reference Drawing: No. FCI-P49-934-R9
 Susquehanna Final Report



80A2804

Rev: 4 Page: 43 of 139

COMPONENT IDENTIFICATION	COMPONENT DESCRIPTION	PROCEDURE NUMBER	CODE CATEGORY	CODE ITEM NUMBER	CODE EXAM METHOD	DATA SHEET	INDICATIONS	EVALUATIONS	REMARKS
P & ID M-111 Sh 2 CLASS 3 SUPPORTS									
HRC-104-111	6" Rigid Hanger								
HRC-104-115	6" Guide								

System: ESW
 Reference Drawing: No. FCI-P49-935-R10
 Susquehanna Final Report

NES
 80A2804

Rev: 4 Page: 44 of 139

COMPONENT IDENTIFICATION	COMPONENT DESCRIPTION	PROCEDURE NUMBER	CODE CATEGORY	CODE ITEM NUMBER	CODE EXAM METHOD	DATA SHEET	INDICATIONS	EVALUATIONS	REMARKS
P & ID M-III Sh 2 CLASS 3 SUPPORTS									
HRC-105-H14	8" Rigid Hanger								
HRC-105-H13	8" Rigid Hanger								
HRC-105-H11	12" Rigid Hanger								
HRC-105-H122	8" Rigid Hanger								
HRC-105-H123	8" Rigid Hanger								
HRC-107-H11	10" Guide								
HRC-107-H12	10" Anchor								
HRC-107-H13	10" Rigid Hanger								

System: ESW
Reference Drawing: No. FCI-P49-936-R4
Susquehanna Final Report

NES

80A2804

Rev: 4 Page: 45 of 139

COMPONENT IDENTIFICATION	COMPONENT DESCRIPTION	PROCEDURE NUMBER	CODE CATEGORY	CODE ITEM NUMBER	CODE EXAM METHOD	DATA SHEET	INDICATIONS	EVALUATIONS	REMARKS
HRC-105-116	P & ID M-111 Sh 2 CLASS 3 SUPPORTS 8" Anchor								

System: RHR Service Water
 Reference Drawing: No. FCI-P49-1057-R5
 Susquehanna Final Report

nes

80A2804

Rev: 4 Page: 46 of 139

COMPONENT IDENTIFICATION	COMPONENT DESCRIPTION	PROCEDURE NUMBER	CODE CATEGORY	CODE ITEM NUMBER	CODE EXAM METHOD	DATA SHEET	INDICATIONS	EVALUATIONS	REMARKS
P & ID M-112 CLASS 3 SUPPORTS									
HRC-1-1112	36" Rigid Hanger								
HRC-1-1113	36" Rigid Hanger								

System: RHR Service Water
 Reference Drawing: No. FCI-P49-887-R16
 Susquehanna Final Report

1125
 80A2804.

Rev: 4 Page: 47 of 139

COMPONENT IDENTIFICATION	COMPONENT DESCRIPTION	PROCEDURE NUMBER	CODE CATEGORY	CODE ITEM NUMBER	CODE EXAM METHOD	DATA SHEET	INDICATIONS	EVALUATIONS	REMARKS
P & ID M-112 CLASS 3 SUPPORTS									
HRC-112-H11	20" Snubber								
HRC-112-H12	20" Spring Hanger								
HRC-112-H13	20" Rigid Hanger								
HRC-112-H14	20" Guide								
HRC-112-H15	20" Rigid Hanger								
HRC-112-H16	20 " Guide								
HRC-112-H17	20" Rigid Hanger								
HRC-112-H18	20" Guide								

System: RHR Service Water
 Reference Drawing: No. FCI-P49-887-R16
 Susquehanna Final Report

nes

80A2804

Rev: 4 Page: 48 of 139

COMPONENT IDENTIFICATION	COMPONENT DESCRIPTION	PROCEDURE NUMBER	CODE CATEGORY	CODE ITEM NUMBER	CODE EXAM METHOD	DATA SHEET	INDICATIONS	EVALUATIONS	REMARKS
P & ID M-112 CLASS 3 SUPPORTS									
HRC-112-H23	20" Guide								
HRC-113-H1	6" Rigid Hanger								
HRC-113-H2	6" Rigid Hanger								
HRC-113-H3	6" Rigid Hanger								
HRC-113-H4	6" Rigid Hanger								
HRC-113-H5	6" Rigid Hanger								
HRC-113-H12	6" Rigid Hanger								
HRC-113-H15	6" Rigid Hanger								

System: RIIR Service Water
 Reference Drawing: No. FCI-P49-887-R16
 Susquehanna Final Report

1125

80A2804

Rev: 4 Page: 49 of 139

COMPONENT IDENTIFICATION	COMPONENT DESCRIPTION	PROCEDURE NUMBER	CODE CATEGORY	CODE ITEM NUMBER	CODE EXAM METHOD	DATA SHEET	INDICATIONS	EVALUATIONS	REMARKS
P & ID M-112 CLASS 3 SUPPORTS									
HRC-112-1124	20" Guide								
HRC-114-111	20" Spring Hanger								
HRC-114-112	20" Rigid Hanger								
HRC-114-115	20" Anchor								

System: RIIR Service Water
 Reference Drawing: No. FCI-P49-893-R11
 Susquehanna Final Report

1105

80A2804

Rev: 4 Page: 50 of 139

COMPONENT IDENTIFICATION	COMPONENT DESCRIPTION	PROCEDURE NUMBER	CODE CATEGORY	CODE ITEM NUMBER	CODE EXAM METHOD	DATA SHEET	INDICATIONS	EVALUATIONS	REMARKS
P & ID M-112 CLASS 3 SUPPORTS									
HRC-112-118	20" Snubber								
HRC-112-119	20" Spring Hanger								
HRC-112-110	20" Rigid Hanger								
HRC-112-111	20" Guide								
HRC-112-112	20" Rigid Hanger								
HRC-112-113	20" Guide								
HRC-112-114	20" Rigid Hanger								
HRC-112-1121	20" Guide								

System: RIIR Service Water
 Reference Drawing: No. FCI-P49-893-R11
 Susquehanna Final Report

1105

80A2804

Rev: 4 Page: 51 of 139

COMPONENT IDENTIFICATION	COMPONENT DESCRIPTION	PROCEDURE NUMBER	CODE CATEGORY	CODE ITEM NUMBER	CODE EXAM METHOD	DATA SHEET	INDICATIONS	EVALUATIONS	REMARKS
P & ID M-112 CLASS 3 SUPPORTS									
HRC-112-1122	20" Rigid Hanger								
HRC-112-1126	20" Snubber								
HRC-113-116	6" Rigid Hanger								
HRC-113-117	6" Rigid Hanger								
HRC-113-118	6" Rigid Hanger								
HRC-113-119	6" Rigid Hanger								
HRC-113-1110	6" Rigid Hanger								
HRC-113-1111	6" Rigid Hanger								

System: RHR Service Water
 Reference Drawing: No. FCI-P49-893-R11
 Susquehanna Final Report



80A2804

Rev: 4 Page: 52 of 139

COMPONENT IDENTIFICATION	COMPONENT DESCRIPTION	PROCEDURE NUMBER	CODE CATEGORY	CODE ITEM NUMBER	CODE EXAM METHOD	DATA SHEET	INDICATIONS	EVALUATIONS	REMARKS
P & ID M-112 CLASS 3 SUPPORTS									
HRC-113-H14	6" Rigid Hanger								
HRC-114-H13	20" Spring Hanger								
HRC-114-H14	20" Rigid Hanger								
HRC-114-H17	20" Rigid Hanger								
HRC-114-H18	20" Rigid Hanger								

System: RHR Service Water
 Reference Drawing: No. FCI-P49-1058-R7
 Susquehanna Final Report



80A2804

Rev: 4 Page: 53 of 139

COMPONENT IDENTIFICATION	COMPONENT DESCRIPTION	PROCEDURE NUMBER	CODE CATEGORY	CODE ITEM NUMBER	CODE EXAM METHOD	DATA SHEET	INDICATIONS	EVALUATIONS	REMARKS
P & ID M-112 CLASS 3 SUPPORTS									
HRC-2-H14	36" Rigid Hanger								
HRC-2-H15	24" Rigid Hanger								
HRC-2-H16	30" Rigid Hanger								

System: RHR Service Water
 Reference File: 16.0-M12-IP-506-1 & 3
 Susquehanna Final Report



80A2804

Rev: 5 Page: 54 of 139

COMPONENT IDENTIFICATION	COMPONENT DESCRIPTION	PROCEDURE NUMBER	CODE CATEGORY	CODE ITEM NUMBER	CODE EXAM METHOD	DATA SHEET	INDICATIONS	EVALUATIONS	REMARKS
P & ID M-112 CLASS 3 SUPPORTS									
1A-IP-506A-A	Pump 1A-IP-506A Support								A
1B-IP-506B-A	Pump 1B-IP-506B Support								

System: RHR Service Water
Reference File: 49.0-MI-IE-205-X
Susquehanna Final Report

1125

80A2804

Rev: 5 Page: 55 of 139

COMPONENT IDENTIFICATION	COMPONENT DESCRIPTION	PROCEDURE NUMBER	CODE CATEGORY	CODE ITEM NUMBER	CODE EXAM METHOD	DATA SHEET	INDICATIONS	EVALUATIONS	REMARKS
	P & ID M-112 CLASS 3 SUPPORTS								
1A-IE-205A-A	Heat Exchanger 1A-IE-205A Support								
1B-IE-205B-A	Heat Exchanger 1B-IE-205B Support								

System: Diesel Generator
 Reference Drawing: No. FCI-P49-994-R13
 Susquehanna Final Report



80A2804

Rev: 4 Page: 56 of 139

COMPONENT IDENTIFICATION	COMPONENT DESCRIPTION	PROCEDURE NUMBER	CODE CATEGORY	CODE ITEM NUMBER	CODE EXAM METHOD	DATA SHEET	INDICATIONS	EVALUATIONS	REMARKS
P & ID M-134 CLASS 3 SUPPORTS									
HBC-5-H1	36" Rigid Hanger								
HBC-5-H3	36" Spring Hanger								
HBC-5-H4	36" Spring Hanger								
HBC-5-H5	36" Snubber								
HBC-5-H6	36" Snubber								
HBC-5-H7	36" Snubber								
HBC-5-H8	36" Guide								
HBC-5-H15	36" Rigid Hanger								

System: Diesel Generator
 Reference Drawing: No. FCI-P49-994-R13
 Susquehanna Final Report

NES

80A2804

Rev: 4 Page: 57 of 139

COMPONENT IDENTIFICATION	COMPONENT DESCRIPTION	PROCEDURE NUMBER	CODE CATEGORY	CODE ITEM NUMBER	CODE EXAM METHOD	DATA SHEET	INDICATIONS	EVALUATIONS	REMARKS
P & ID M-134 CLASS 3 SUPPORTS									
HBC-5-1120	36" Snubber								
HBC-5-1122	36" Snubber								
HBC-5-1123	36" Snubber								
HBC-8-111	36" Guide								
HBC-8-112	36" Snubber								
HBC-8-113	36" Spring Hanger								
HBC-8-114	36" Spring Hanger								
HBC-8-115	36" Snubber								

System: Diesel Generator
 Reference Drawing: No. FCI-P49-994-R13
 Susquehanna Final Report



80A2804

Rev: 4 Page: 58 of 139

COMPONENT IDENTIFICATION	COMPONENT DESCRIPTION	PROCEDURE NUMBER	CODE CATEGORY	CODE ITEM NUMBER	CODE EXAM METHOD	DATA SHEET	INDICATIONS	EVALUATIONS	REMARKS
P & ID M-134 CLASS 3 SUPPORTS									
HBC-8-116	36" Guide								
HBC-8-1115	36" Snubber								
HBC-8-1117	36" Snubber								
HBC-8-1118	36" Rigid Hanger								
HBC-11-111	36" Rigid Hanger								
HBC-11-112	36" Snubber								
HBC-11-113	36" Spring Hanger								
HBC-11-114	36" Snubber								

System: Diesel Generator
 Reference Drawing: No. FCI-P49-994-R13
 Susquehanna Final Report

1125

80A2804

Rev: 4 Page: 59 of 139

COMPONENT IDENTIFICATION	COMPONENT DESCRIPTION	PROCEDURE NUMBER	CODE CATEGORY	CODE ITEM NUMBER	CODE EXAM METHOD	DATA SHEET	INDICATIONS	EVALUATIONS	REMARKS
P & ID M-134 CLASS 3 SUPPORTS									
HBC-11-H15	36" Snubber								
HBC-11-H16	36" Rigid Hanger								
HBC-11-H17	36" Guide								
HBC-11-H16	36" Snubber								
HBC-11-H17	36" Rigid Hanger								
HBC-11-H18	36" Rigid Hanger								
HBC-11-H19	36" Rigid Hanger								
HBC-13-H11	36" Rigid Hanger								

System: Diesel Generator
 Reference Drawing: No. FCI-P49-994-R13
 Susquehanna Final Report

nes

80A2804

Rev: 4 Page: 60 of 139

COMPONENT IDENTIFICATION	COMPONENT DESCRIPTION	PROCEDURE NUMBER	CODE CATEGORY	CODE ITEM NUMBER	CODE EXAM METHOD	DATA SHEET	INDICATIONS	EVALUATIONS	REMARKS
P & ID M-134 CLASS 3 SUPPORTS									
HBC-13-112	36" Snubber								
HBC-13-113	36" Spring Hanger								
HBC-13-114	36" Snubber								
HBC-13-115	36" Rigid Hanger								
HBC-13-116	36" Snubber								
HBC-13-117	36" Rigid Hanger								
HBC-13-118	36" Guide								
HBC-13-118	36" Snubber								

System: Diesel Generator
 Reference Drawing: No. FCI-P49-994-R13
 Susquehanna Final Report

1125

80A2804

Rev: 4 Page: 61 of 139

COMPONENT IDENTIFICATION	COMPONENT DESCRIPTION	PROCEDURE NUMBER	CODE CATEGORY	CODE ITEM NUMBER	CODE EXAM METHOD	DATA SHEET	INDICATIONS	EVALUATIONS	REMARKS
P & ID M-134 CLASS 3 SUPPORTS									
HDC-13-1119	36" Rigid Hanger								
HDC-13-1120	36" Rigid Hanger								

System: Diesel Generator
 Reference Drawing: No. FCI-P49-1047-R10
 Susquehanna Final Report



80A2804

Rev: 4 Page: 62 of 139

COMPONENT IDENTIFICATION	COMPONENT DESCRIPTION	PROCEDURE NUMBER	CODE CATEGORY	CODE ITEM NUMBER	CODE EXAM METHOD	DATA SHEET	INDICATIONS	EVALUATIONS	REMARKS
P & ID M-134 CLASS 3 SUPPORTS									
HBC-4-H1	30" Snubber								
HBC-4-H2	30" Rigid Hanger								
HBC-4-H3	30" Rigid Hanger								
HBC-4-H4	30" Rigid Hanger								
HBC-4-H5	30" Spring Hanger								
HBC-4-H6	30" Snubber								
HBC-5-H9	30" Snubber								
HBC-5-H10	30" Guide								

System: Diesel Generator
 Reference Drawing: No. FCI-P49-1047-R10
 Susquehanna Final Report



80A2804

Rev: 4 Page: 63 of 139

COMPONENT IDENTIFICATION	COMPONENT DESCRIPTION	PROCEDURE NUMBER	CODE CATEGORY	CODE ITEM NUMBER	CODE EXAM METHOD	DATA SHEET	INDICATIONS	EVALUATIONS	REMARKS
P & ID M-134 CLASS 3 SUPPORTS									
HBC-5-H11	30" Rigid Hanger								
HBC-5-H13	30" Anchor								
HBC-5-H14	30" Rigid Hanger								
HBC-5-H16	30" Rigid Hanger								
HBC-5-H17	30" Snubber								

System: Diesel Generator
 Reference Drawing: No. FCI-P49-1048-R9
 Susquehanna Final Report

1125

80A2804

Rev: 4 Page: 64 of 139

COMPONENT IDENTIFICATION	COMPONENT DESCRIPTION	PROCEDURE NUMBER	CODE CATEGORY	CODE ITEM NUMBER	CODE EXAM METHOD	DATA SHEET	INDICATIONS	EVALUATIONS	REMARKS
P & ID M-134 CLASS 3 SUPPORTS									
HDC-9-H2	30" Rigid Hanger								
HDC-9-H3	30" Rigid Hanger								
HDC-9-H4	30" Rigid Hanger								
HDC-9-H5	30" Spring Hanger								
HDC-9-H6	30" Snubber								
HDC-11-H8	30" Snubber								
HDC-11-H9	30" Guide								
HDC-11-H10	30" Snubber								

System: Diesel Generator
 Reference Drawing: No. FCI-P49-1048-R9
 Susquehanna Final Report



80A2804

Rev: 4 Page: 65 of 139

COMPONENT IDENTIFICATION	COMPONENT DESCRIPTION	PROCEDURE NUMBER	CODE CATEGORY	CODE ITEM NUMBER	CODE EXAM METHOD	DATA SHEET	INDICATIONS	EVALUATIONS	REMARKS
P & ID M-134 CLASS 3 SUPPORTS									
HBC-11-1111	30" Rigid Hanger								
HBC-11-1114	30" Rigid Hanger								
HBC-11-1115	30" Snubber								
HBC-11-1120	30" Rigid Hanger								
HBC-11-1140	30" Anchor								

System: Diesel Generator
 Reference Drawing: No. FCI-P49-1049-R12
 Susquehanna Final Report

1125

80A2804

Rev: 4 Page: 66 of 139

COMPONENT IDENTIFICATION	COMPONENT DESCRIPTION	PROCEDURE NUMBER	CODE CATEGORY	CODE ITEM NUMBER	CODE EXAM METHOD	DATA SHEET	INDICATIONS	EVALUATIONS	REMARKS
P & ID M-134 CLASS 3 SUPPORTS									
HBC-7-H11	30" Snubber								
HBC-7-H12	30" Rigid Hanger								
HBC-7-H13	30" Rigid Hanger								
HBC-7-H14	30" Rigid Hanger								
HBC-7-H15	30" Spring Hanger								
HBC-7-H16	30" Snubber								
HBC-8-H17	30" Snubber								
HBC-8-H19	30" Guide								

System: Diesel Generator
 Reference Drawing: No. FCI-P49-1049-R12
 Susquehanna Final Report

1125

80A2804

Rev: 4 Page: 67 of 139

COMPONENT IDENTIFICATION	COMPONENT DESCRIPTION	PROCEDURE NUMBER	CODE CATEGORY	CODE ITEM NUMBER	CODE EXAM METHOD	DATA SHEET	INDICATIONS	EVALUATIONS	REMARKS
P & ID M-134 CLASS 3 SUPPORTS									
HBC-8-1110	30" Spring Hanger								
HBC-8-1112	30" Anchor								
HBC-8-1113	30" Rigid Hanger								
HBC-8-1114	30" Spring Hanger								
HBC-8-1120	30" Snubber								

System: Diesel Generator
 Reference Drawing: No. FCI-P49-1050-R11
 Susquehanna Final Report

nes

80A2804

Rev: 4 Page: 68 of 139

COMPONENT IDENTIFICATION	COMPONENT DESCRIPTION	PROCEDURE NUMBER	CODE CATEGORY	CODE ITEM NUMBER	CODE EXAM METHOD	DATA SHEET	INDICATIONS	EVALUATIONS	REMARKS
	P & ID M-134 CLASS 3 SUPPORTS								
HBC-12-111	30" Rigid Hanger								
HBC-12-112	30" Rigid Hanger								
HBC-12-113	30" Rigid Hanger								
HBC-12-114	30" Snubber								
HBC-12-115	30" Spring Hanger								
HBC-12-116	30" Snubber								
HBC-13-119	30" Snubber								
HBC-13-1111	30" Snubber								

System: Diesel Generator
 Reference Drawing: No. FCI-P49-1050-R11
 Susquehanna Final Report



80A2804

Rev: 4 Page: 69 of 139

COMPONENT IDENTIFICATION	COMPONENT DESCRIPTION	PROCEDURE NUMBER	CODE CATEGORY	CODE ITEM NUMBER	CODE EXAM METHOD	DATA SHEET	INDICATIONS	EVALUATIONS	REMARKS
P & ID M-134 CLASS 3 SUPPORTS									
HBC-13-H12	30" Spring Hanger								
HBC-13-H15	30" Rigid Hanger								
HBC-13-H16	30" Snubber								
HBC-13-H17	30" Rigid Hanger								
HBC-13-H26	30" Anchor								

System: Diesel Generator
 Reference File: 24.0-M-30-0F-513-5
 Susquehanna Final Report

1105

80A2804

Rev: 4 Page: 70 of 139

COMPONENT IDENTIFICATION	COMPONENT DESCRIPTION	PROCEDURE NUMBER	CODE CATEGORY	CODE ITEM NUMBER	CODE EXAM METHOD	DATA SHEET	INDICATIONS	EVALUATIONS	REMARKS
P & ID M-134 CLASS 3 SUPPORTS									
0F-513A-A	Exhaust Silencer 0F-513A Support								
0F-513B-A	Exhaust Silencer 0F-513B Support								
0F-513C-A	Exhaust Silencer 0F-513C Support								
0F-513D-A	Exhaust Silencer 0F-513D Support								

System: Diesel Generator
Reference Drawing: Air Intake Filters and Intake Silencers
Susquehanna Final Report

1125

80A2804

Rev: 4 Page: 71 of 139

COMPONENT IDENTIFICATION	COMPONENT DESCRIPTION	PROCEDURE NUMBER	CODE CATEGORY	CODE ITEM NUMBER	CODE EXAM METHOD	DATA SHEET	INDICATIONS	EVALUATIONS	REMARKS
<p>P & ID M-134 CLASS 3 SUPPORTS</p> <p>PAGE DELETED</p>									

System: Main Steam
 Reference Drawing: No. FCI-P49-951-R22
 Susquehanna Final Report

1105

80A2804

Rev: 3 Page: 72 of 139

COMPONENT IDENTIFICATION	COMPONENT DESCRIPTION	PROCEDURE NUMBER	CODE CATEGORY	CODE ITEM NUMBER	CODE EXAM METHOD	DATA SHEET	INDICATIONS	EVALUATIONS	REMARKS
P&ID M-141 CLASS 3 SUPPORTS									
GBC-101-1161	12" Spring Hanger								
GBC-101-1162	12" Spring Hanger								
GBC-101-1163	12" Spring Hanger								
GBC-101-1164	12" Spring Hanger								
GBC-101-1165	12" Spring Hanger								
GBC-101-1166	12" Spring Hanger								
GBC-101-1167	12" Spring Hanger								
GBC-101-1168	12" Spring Hanger								

System: Main Steam
 Reference Drawing: No. FCI-P49-951-R22
 Susquehanna Final Report



80A2804

Rev: 4 Page: 73 of 139

COMPONENT IDENTIFICATION	COMPONENT DESCRIPTION	PROCEDURE NUMBER	CODE CATEGORY	CODE ITEM NUMBER	CODE EXAM METHOD	DATA SHEET	INDICATIONS	EVALUATIONS	REMARKS
P&ID M-141 CLASS 3 SUPPORTS									
GUC-101-1169	12" Spring Hanger								
GUC-101-1170	12" Spring Hanger								
GUC-101-1171	12" Spring Hanger								
GUC-101-1172	12" Spring Hanger								
GUC-101-1173	12" Spring Hanger								
GUC-101-1174	12" Spring Hanger								
GUC-101-1176	12" Spring Hanger								
GUC-101-1177	12" Spring Hanger								

System: Main Steam
 Reference Drawing: No. FCI-P49-951-R22
 Susquehanna Final Report

1105

80A2804

Rev: 4 Page: 74 of 139

COMPONENT IDENTIFICATION	COMPONENT DESCRIPTION	PROCEDURE NUMBER	CODE CATEGORY	CODE ITEM NUMBER	CODE EXAM METHOD	DATA SHEET	INDICATIONS	EVALUATIONS	REMARKS
P&ID M-141 CLASS 3 SUPPORTS									
GDC-101-1178	12" Spring Hanger								
GDC-101-1179	12" Spring Hanger								
GDC-101-1180	12" Spring Hanger								
GDC-101-1181	12" Spring Hanger								
GDC-101-1182	12" Spring Hanger								
GDC-101-11100	12" Rigid Hanger								
GDC-101-11101	12" Snubber								
GDC-101-11102	12" Snubber								

System: Main Steam
 Reference Drawing: No. FCI-P49-951-R22
 Susquehanna Final Report

1125

80A2804

Rev: 3 Page: 75 of 139

COMPONENT IDENTIFICATION	COMPONENT DESCRIPTION	PROCEDURE NUMBER	CODE CATEGORY	CODE ITEM NUMBER	CODE EXAM METHOD	DATA SHEET	INDICATIONS	EVALUATIONS	REMARKS
P&ID M-141 CLASS 3 SUPPORTS									
GBC-101-H103	12" Snubber								
GBC-101-H105	12" Snubber								
GBC-101-H106	12" Snubber								
GBC-101-H107	12" Snubber								
GBC-101-H108	12" Snubber								
GBC-101-H109	12" Snubber								
GBC-101-H110	12" Snubber								
GBC-101-H111	12" Snubber								

System: Main Steam
 Reference Drawing: No. FCI-P49-951-R22
 Susquehanna Final Report

1105

80A2804

Rev: 3 Page: 76 of 139

COMPONENT IDENTIFICATION	COMPONENT DESCRIPTION	PROCEDURE NUMBER	CODE CATEGORY	CODE ITEM NUMBER	CODE EXAM METHOD	DATA SHEET	INDICATIONS	EVALUATIONS	REMARKS
P&ID M-141 CLASS 3 SUPPORTS									
GBC-101-11112	12" Snubber								
GBC-101-11113	12" Rigid Hanger								
GBC-101-11114	12" Rigid Hanger								
GBC-101-11115	12" Snubber								
GBC-101-11116	12" Snubber								
GBC-101-11117	12" Snubber								
GBC-101-11118	12" Rigid Hanger								
GBC-101-11119	12" Spring Hanger								

System: Main Steam
 Reference Drawing: No. FCI-P49-951-R22
 Susquehanna Final Report

nes

30A2804

Rev: 3 Page: 77 of 139

COMPONENT IDENTIFICATION	COMPONENT DESCRIPTION	PROCEDURE NUMBER	CODE CATEGORY	CODE ITEM NUMBER	CODE EXAM METHOD	DATA SHEET	INDICATIONS	EVALUATIONS	REMARKS
P&ID M-141 CLASS 3 SUPPORTS									
GBC-101-H120	12" Snubber								
GBC-101-H121	12" Snubber								
GBC-101-H122	12" Snubber								
GBC-101-H123	12" Rigid Hanger								
GBC-101-H124	12" Rigid Hanger								
GBC-101-H125	12" Spring Hanger								
GBC-101-H126	12" Snubber								
GBC-101-H127	12" Rigid Hanger								

System: Main Steam
 Reference Drawing: No. FCI-P49-951-R22
 Susquehanna Final Report

nes

80A2804

Rev: 3 Page: 78 of 139

COMPONENT IDENTIFICATION	COMPONENT DESCRIPTION	PROCEDURE NUMBER	CODE CATEGORY	CODE ITEM NUMBER	CODE EXAM METHOD	DATA SHEET	INDICATIONS	EVALUATIONS	REMARKS
P&ID M-141 CLASS 3 SUPPORTS									
GBC-101-H128	12" Snubber								
GBC-101-H129	12" Snubber								
GBC-101-H147	12" Snubber								
GBC-101-H148	12" Snubber								
GBC-101-H149	12" Rigid Hanger								
GBC-101-H150	12" Rigid Hanger								
GBC-101-H151	12" Snubber								
GBC-101-H152	12" Snubber								

System: Main Steam
 Reference Drawing: No. FCI-P49-951-R22
 Susquehanna Final Report

1125

80A2804

Rev: 3 Page: 79 of 139

COMPONENT IDENTIFICATION	COMPONENT DESCRIPTION	PROCEDURE NUMBER	CODE CATEGORY	CODE ITEM NUMBER	CODE EXAM METHOD	DATA SHEET	INDICATIONS	EVALUATIONS	REMARKS
P&ID M-141 CLASS 3 SUPPORTS									
GBC-101-H153	12" Snubber								
GBC-101-H154	12" Snubber								
GBC-101-H155	12" Snubber								
GBC-101-H156	12" Snubber								
GBC-101-H157	12" Snubber								
GDC-101-H158	12" Snubber								
GBC-101-H159	12" Snubber								
GBC-101-H160	12" Snubber								

System: Main Steam
 Reference Drawing: No. FCI-P49-951-R22
 Susquehanna Final Report

1105

80A2804

Rev: 3 Page: 80 of 139

COMPONENT IDENTIFICATION	COMPONENT DESCRIPTION	PROCEDURE NUMBER	CODE CATEGORY	CODE ITEM NUMBER	CODE EXAM METHOD	DATA SHEET	INDICATIONS	EVALUATIONS	REMARKS
P&ID M-141 CLASS 3 SUPPORTS									
GBC-101-11162	12" Snubber								
GBC-101-11163	12" Snubber								
GBC-101-11164	12" Snubber								
GBC-101-11165	12" Snubber								
GBC-101-11166	12" Snubber								
GBC-101-11167	12" Snubber								
GBC-101-11168	12" Snubber								
GBC-101-11169	12" Snubber								

System: Main Steam
 Reference Drawing: No. FCI-P49-951-R22
 Susquehanna Final Report

nes

80A2804

Rev: 3 Page: 81 of 139

COMPONENT IDENTIFICATION	COMPONENT DESCRIPTION	PROCEDURE NUMBER	CODE CATEGORY	CODE ITEM NUMBER	CODE EXAM METHOD	DATA SHEET	INDICATIONS	EVALUATIONS	REMARKS
P&ID M-141 CLASS 3 SUPPORTS									
GBC-101-H170	12" Snubber								
GBC-101-H171	12" Snubber								
GBC-101-H172	12" Snubber								
GBC-101-H173	12" Snubber								
GBC-101-H174	12" Rigid Hanger								
GBC-101-H175	12" Snubber								
GBC-101-H176	12" Rigid Hanger								
GBC-101-H177	12" Snubber								

System: Main Steam
 Reference Drawing: No. FCI-P49-951-R22
 Susquehanna Final Report

1105

80A2804

Rev: 3 Page: 82 of 139

COMPONENT IDENTIFICATION	COMPONENT DESCRIPTION	PROCEDURE NUMBER	CODE CATEGORY	CODE ITEM NUMBER	CODE EXAM METHOD	DATA SHEET	INDICATIONS	EVALUATIONS	REMARKS
P&ID M-141 CLASS 3 SUPPORTS									
GBC-101-H178	12" Snubber								
GBC-101-H180	12" Snubber								
GBC-101-H181	12" Snubber								
GBC-101-H182	12" Snubber								
GBC-101-H183	12" Snubber								
GBC-101-H184	12" Rigid Hanger								
GBC-101-H185	12" Rigid Hanger								
GBC-101-H186	12" Snubber								

System: Main Steam
 Reference Drawing: No. FCI-P49-951-R22
 Susquehanna Final Report

1125

80A2804

Rev: 3 Page: 83 of 139

COMPONENT IDENTIFICATION	COMPONENT DESCRIPTION	PROCEDURE NUMBER	CODE CATEGORY	CODE ITEM NUMBER	CODE EXAM METHOD	DATA SHEET	INDICATIONS	EVALUATIONS	REMARKS
P&ID M-141 CLASS 3 SUPPORTS									
GBC-101-H187	12" Snubber								
GUC-101-H188	12" Snubber								
GUC-101-H189	12" Snubber								
GUC-101-H242	12" Snubber								
GUC-101-H244	12" Snubber								
GUC-101-H245	12" Snubber								
GBC-101-H246	12" Snubber								
GBC-101-H247	12" Snubber								

System: Main Steam
 Reference Drawing: No. FCI-P49-951-R22
 Susquehanna Final Report

1705

80A2804

Rev: 3 Page: 84 of 139

COMPONENT IDENTIFICATION	COMPONENT DESCRIPTION	PROCEDURE NUMBER	CODE CATEGORY	CODE ITEM NUMBER	CODE EXAM METHOD	DATA SHEET	INDICATIONS	EVALUATIONS	REMARKS
P&ID M-141 CLASS 3 SUPPORTS.									
GBC-101-H248	12" Snubber								
GBC-101-H249	12" Rigid Hanger								
GBC-101-H250	12" Rigid Hanger								
GBC-101-H258	12" Rigid Hanger								
GBC-101-H259	12" Rigid Hanger								
GBC-101-H260	12" Rigid Hanger								
GBC-101-H261	12" Rigid Hanger								
GBC-101-H281	12" Snubber								

System: Main Steam
 Reference Drawing: No. FCI-P49-951-R22
 Susquehanna Final Report



80A2804

Rev: 3 Page: 85 of 139

COMPONENT IDENTIFICATION	COMPONENT DESCRIPTION	PROCEDURE NUMBER	CODE CATEGORY	CODE ITEM NUMBER	CODE EXAM METHOD	DATA SHEET	INDICATIONS	EVALUATIONS	REMARKS
P&ID M-141 CLASS 3 SUPPORTS									
GBC-101-H296	12" Spring Hanger								
GBC-101-H299	12" Spring Hanger								
GBC-101-H301	12" Snubber								
GBC-101-H316	12" Snubber								
GBC-101-H318	12" Snubber								

System: Main Steam
 Reference Drawing: No. FCI-P49-951-R22
 Susquehanna Final Report

1105

80A2804

Rev: 3 Page: 86 of 139

COMPONENT IDENTIFICATION	COMPONENT DESCRIPTION	PROCEDURE NUMBER	CODE CATEGORY	CODE ITEM NUMBER	CODE EXAM METHOD	DATA SHEET	INDICATIONS	EVALUATIONS	REMARKS
P&ID M-141 CLASS 3 SUPPORTS									
GBC-101-H321	12" Spring Hanger								
GBC-101-H322	12" Spring Hanger								
GBC-101-H323	12" Spring Hanger								
GBC-101-H324	12" Spring Hanger								
GBC-101-H325	12" Spring Hanger								
GBC-101-H330	12" Snubber								
GBC-101-H331	12" Snubber								
GBC-101-H332	12" Snubber								
GBC-101-H333	12" Snubber								

System: Main Steam
 Reference Drawing: No. FCI-P49-952-R16
 Susquehanna Final Report

NES

80A2804

Rev: 3 Page: 87 of 139

COMPONENT IDENTIFICATION	COMPONENT DESCRIPTION	PROCEDURE NUMBER	CODE CATEGORY	CODE ITEM NUMBER	CODE EXAM METHOD	DATA SHEET	INDICATIONS	EVALUATIONS	REMARKS
P&ID M-141 CLASS 3 SUPPORTS									
GBC-101-1151	12" Spring Hanger								
GBC-101-1152	12" Spring Hanger								
GBC-101-1154	12" Spring Hanger								
GBC-101-1155	12" Spring Hanger								
GBC-101-1156	12" Spring Hanger								
GBC-101-1157	12" Spring Hanger								
GBC-101-1158	12" Spring Hanger								
GBC-101-1159	12" Spring Hanger								

System: Main Steam
 Reference Drawing: No. FCI-P49-952-R16
 Susquehanna Final Report

1105

80A2804

Rev: 3 Page: 88 of 139

COMPONENT IDENTIFICATION	COMPONENT DESCRIPTION	PROCEDURE NUMBER	CODE CATEGORY	CODE ITEM NUMBER	CODE EXAM METHOD	DATA SHEET	INDICATIONS	EVALUATIONS	REMARKS
P&ID M-141 CLASS 3 SUPPORTS									
GBC-101-H160	12" Spring Hanger								
GBC-101-H190	12" Snubber								
GBC-101-H191	12" Snubber								
GBC-101-H192	12" Snubber								
GBC-101-H193	12" Snubber								
GBC-101-H194	12" Snubber								
GBC-101-H195	12" Snubber								
GBC-101-H196	12" Snubber								

System: Main Steam
 Reference Drawing: No. FCI-P49-952-R16
 Susquehanna Final Report



80A2804

Rev: 3 Page: 89 of 139

COMPONENT IDENTIFICATION	COMPONENT DESCRIPTION	PROCEDURE NUMBER	CODE CATEGORY	CODE ITEM NUMBER	CODE EXAM METHOD	DATA SHEET	INDICATIONS	EVALUATIONS	REMARKS
P&ID M-141 CLASS 3 SUPPORTS									
GDC-101-11197	12" Snubber								
GDC-101-11198	12" Snubber								
GDC-101-11199	12" Snubber								
GDC-101-11200	12" Snubber								
GDC-101-11202	12" Snubber								
GDC-101-11203	12" Snubber								
GDC-101-11204	12" Snubber								
GDC-101-11205	12" Rigid Hanger								

System: Main Steam
 Reference Drawing: No. FCI-P49-952-R16
 Susquehanna Final Report

1105

80A2804

Rev: 3 Page: 90 of 139

COMPONENT IDENTIFICATION	COMPONENT DESCRIPTION	PROCEDURE NUMBER	CODE CATEGORY	CODE ITEM NUMBER	CODE EXAM METHOD	DATA SHEET	INDICATIONS	EVALUATIONS	REMARKS
P&ID M-141 CLASS 3 SUPPORTS									
GBC-101-H206	12" Snubber								
GBC-101-H208	12" Snubber								
GBC-101-H209	12" Snubber								
GBC-101-H210	12" Snubber								
GBC-101-H211	12" Snubber								
GBC-101-H212	12" Snubber								
GBC-101-H213	12" Snubber								
GBC-101-H214	12" Snubber								

System: Main Steam
 Reference Drawing: No. FCI-P49-952-R16
 Susquehanna Final Report

1125

80A2804

Rev: 3 Page: 91 of 139

COMPONENT IDENTIFICATION	COMPONENT DESCRIPTION	PROCEDURE NUMBER	CODE CATEGORY	CODE ITEM NUMBER	CODE EXAM METHOD	DATA SHEET	INDICATIONS	EVALUATIONS	REMARKS
P&ID M-141 CLASS 3 SUPPORTS									
GBC-101-11215	12" Snubber								
GBC-101-11216	12" Snubber								
GBC-101-11217	12" Snubber								
GBC-101-11218	12" Snubber								
GBC-101-11219	12" Snubber								
GBC-101-11220	12" Snubber								
GBC-101-11221	12" Snubber								
GBC-101-11222	12" Rigid Hanger								

System: Main Steam
 Reference Drawing: No. FCI-P49-952-R16
 Susquehanna Final Report

1125

80A2804

Rev: 3 Page: 92 of 139

COMPONENT IDENTIFICATION	COMPONENT DESCRIPTION	PROCEDURE NUMBER	CODE CATEGORY	CODE ITEM NUMBER	CODE EXAM METHOD	DATA SHEET	INDICATIONS	EVALUATIONS	REMARKS
P&ID M-141 CLASS 3 SUPPORTS									
GBC-101-H1223	12" Rigid Hanger								
GBC-101-H1224	12" Rigid Hanger								
GBC-101-H1228	12" Snubber								
GBC-101-H1277	12" Snubber								
GBC-101-H1294	12" Spring Hanger								
GBC-101-H1295	12" Spring Hanger								
GBC-101-H1326	12" Spring Hanger								
GBC-101-H1327	12" Spring Hanger								

System: Main Steam
 Reference Drawing: No. FCI-P49-953-R18
 Susquehanna Final Report



80A2804

Rev: 3 Page: 93 of 139

COMPONENT IDENTIFICATION	COMPONENT DESCRIPTION	PROCEDURE NUMBER	CODE CATEGORY	CODE ITEM NUMBER	CODE EXAM METHOD	DATA SHEET	INDICATIONS	EVALUATIONS	REMARKS
P&ID M-141 CLASS 3 SUPPORTS									
GBC-101-1133	12" Spring Hanger								
GBC-101-1134	12" Spring Hanger								
GBC-101-1135	12" Spring Hanger								
GBC-101-1136	12" Spring Hanger								
GBC-101-1137	12" Spring Hanger								
GBC-101-1138	12" Spring Hanger								
GBC-101-1139	12" Spring Hanger								
GBC-101-1140	12" Spring Hanger								

System: Main Steam
 Reference Drawing: No. FCI-P49-953-R18
 Susquehanna Final Report

nes

80A2804

Rev: 3 Page: 94 of 139

COMPONENT IDENTIFICATION	COMPONENT DESCRIPTION	PROCEDURE NUMBER	CODE CATEGORY	CODE ITEM NUMBER	CODE EXAM METHOD	DATA SHEET	INDICATIONS	EVALUATIONS	REMARKS
P&ID M-141 CLASS 3 SUPPORTS									
GBC-101-1141	12" Spring Hanger								
GBC-101-1142	12" Spring Hanger								
GBC-101-1143	12" Spring Hanger								
GBC-101-1144	12" Spring Hanger								
GBC-101-1145	12" Spring Hanger								
GBC-101-1146	12" Spring Hanger								
GBC-101-1147	12" Spring Hanger								
GBC-101-1148	12" Spring Hanger								

System: Main Steam
 Reference Drawing: No. FCI-P49-953-R18
 Susquehanna Final Report

nes

80A2804

Rev: 3 Page: 95 of 139

COMPONENT IDENTIFICATION	COMPONENT DESCRIPTION	PROCEDURE NUMBER	CODE CATEGORY	CODE ITEM NUMBER	CODE EXAM METHOD	DATA SHEET	INDICATIONS	EVALUATIONS	REMARKS
P&ID M-141 CLASS 3 SUPPORTS									
GBC-101-1149	12" Spring Hanger								
GBC-101-1150	12" Spring Hanger								
GBC-101-11130	12" Snubber								
GBC-101-11131	12" Snubber								
GBC-101-11132	12" Snubber								
GBC-101-11133	12" Snubber								
GBC-101-11134	12" Snubber								
GBC-101-11135	12" Snubber								

System: Main Steam
 Reference Drawing: No. FCI-P49-953-R18
 Susquehanna Final Report

NES

80A2804

Rev: 3 Page: 96 of 139

COMPONENT IDENTIFICATION	COMPONENT DESCRIPTION	PROCEDURE NUMBER	CODE CATEGORY	CODE ITEM NUMBER	CODE EXAM METHOD	DATA SHEET	INDICATIONS	EVALUATIONS	REMARKS
P&ID M-141 CLASS 3 SUPPORTS									
GBC-101-11136	12" Snubber								
GBC-101-11137	12" Snubber								
GBC-101-11138	12" Snubber								
GBC-101-11139	12" Snubber								
GBC-101-11140	12" Snubber								
GBC-101-11141	12" Snubber								
GBC-101-11142	12" Snubber								
GBC-101-11143	12" Snubber								

System: Main Steam
 Reference Drawing: No. FCI-P49-953-R18
 Susquehanna Final Report

1105

80A2804

Rev: 3 Page: 97 of 139

COMPONENT IDENTIFICATION	COMPONENT DESCRIPTION	PROCEDURE NUMBER	CODE CATEGORY	CODE ITEM NUMBER	CODE EXAM METHOD	DATA SHEET	INDICATIONS	EVALUATIONS	REMARKS
P&ID M-141 CLASS 3 SUPPORTS									
GBC-101-H1144	12" Snubber								
GBC-101-H1145	12" Rigid Hanger								
GBC-101-H1146	12" Rigid Hanger								
GBC-101-H1161	12" Rigid Hanger								
GBC-101-H1225	12" Snubber								
GBC-101-H1226	12" Snubber								
GBC-101-H1229	12" Rigid Hanger								
GBC-101-H1230	12" Snubber								

System: Main Steam
 Reference Drawing: No. FCI-P49-953-R18
 Susquehanna Final Report

1125

80A2804

Rev: 3 Page: 98 of 139

COMPONENT IDENTIFICATION	COMPONENT DESCRIPTION	PROCEDURE NUMBER	CODE CATEGORY	CODE ITEM NUMBER	CODE EXAM METHOD	DATA SHEET	INDICATIONS	EVALUATIONS	REMARKS
P&ID M-141 CLASS 3 SUPPORTS									
GBC-101-H1231	12" Snubber								
GBC-101-H1232	12" Snubber								
GBC-101-H1233	12" Snubber								
GBC-101-H1234	12" Snubber								
GBC-101-H1235	12" Rigid Hanger								
GBC-101-H1236	12" Rigid Hanger								
GBC-101-H1237	12" Snubber								
GBC-101-H1238	12" Snubber								

System: Main Steam
 Reference Drawing: No. FCI-P49-953-R18
 Susquehanna Final Report

nes

80A2804

Rev: 3 Page: 99 of 139

COMPONENT IDENTIFICATION	COMPONENT DESCRIPTION	PROCEDURE NUMBER	CODE CATEGORY	CODE ITEM NUMBER	CODE EXAM METHOD	DATA SHEET	INDICATIONS	EVALUATIONS	REMARKS
P&ID M-141 CLASS 3 SUPPORTS									
GBC-101-11239	12" Snubber								
GBC-101-11240	12" Snubber								
GBC-101-11241	12" Snubber								
GBC-101-11251	12" Rigid Hanger								
GBC-101-11252	12" Snubber								
GBC-101-11253	12" Snubber								
GBC-101-11254	12" Snubber								
GBC-101-11255	12" Snubber								

System: Main Steam
 Reference Drawing: No. FCI-P49-953-R18
 Susquehanna Final Report

1105

80A2804

Rev: 3 Page: 100 of 139

COMPONENT IDENTIFICATION	COMPONENT DESCRIPTION	PROCEDURE NUMBER	CODE CATEGORY	CODE ITEM NUMBER	CODE EXAM METHOD	DATA SHEET	INDICATIONS	EVALUATIONS	REMARKS
P&ID M-141 CLASS 3 SUPPORTS									
GBC-101-H1256	12" Snubber								
GBC-101-H1257	12" Snubber								
GBC-101-H1262	12" Snubber								
GBC-101-H1263	12" Snubber								
GBC-101-H1264	12" Snubber								
GUC-101-H1265	12" Snubber								
GBC-101-H1266	12" Snubber								
GBC-101-H1267	12" Snubber								

System: Main Steam
 Reference Drawing: No. FCI-P49-953-R18
 Susquehanna Final Report



80A2804

Rev: 3 Page: 101 of 139

COMPONENT IDENTIFICATION	COMPONENT DESCRIPTION	PROCEDURE NUMBER	CODE CATEGORY	CODE ITEM NUMBER	CODE EXAM METHOD	DATA SHEET	INDICATIONS	EVALUATIONS	REMARKS
P&ID M-141 CLASS 3 SUPPORTS									
GBC-101-H268	12" Snubber								
GBC-101-H269	12" Rigid Hanger								
GBC-101-H270	12" Rigid Hanger								
GBC-101-H271	12" Snubber								
GBC-101-H272	12" Snubber								
GBC-101-H273	12" Snubber								
GBC-101-H274	12" Snubber								
GBC-101-H275	12" Snubber								

System: Main Steam
 Reference Drawing: No. FCI-P49-953-R18
 Susquehanna Final Report

1105

80A2804

Rev: 3 Page: 102 of 139

COMPONENT IDENTIFICATION	COMPONENT DESCRIPTION	PROCEDURE NUMBER	CODE CATEGORY	CODE ITEM NUMBER	CODE EXAM METHOD	DATA SHEET	INDICATIONS	EVALUATIONS	REMARKS
P&ID M-141 CLASS 3 SUPPORTS									
GBC-101-H1276	12" Snubber								
GBC-101-H1278	12" Snubber								
GBC-101-H1279	12" Snubber								
GBC-101-H1280	12" Rigid Hanger								
GBC-101-H1282	12" Snubber								
GBC-101-H1297	12" Spring Hanger								
GBC-101-H1298	12" Spring Hanger								
GBC-101-H1319	12" Spring Hanger								

System: Main Steam
 Reference Drawing: No. FCI-P49-953-R18
 Susquehanna Final Report



80A2804

Rev: 3 Page: 103 of 139

COMPONENT IDENTIFICATION	COMPONENT DESCRIPTION	PROCEDURE NUMBER	CODE CATEGORY	CODE ITEM NUMBER	CODE EXAM METHOD	DATA SHEET	INDICATIONS	EVALUATIONS	REMARKS
P&ID M-141 CLASS 3 SUPPORTS									
GBC-101-11320	12" Spring Hanger								
GBC-101-11328	12" Spring Hanger								
GBC-101-11329	12" Spring Hanger								

System: Main Steam
 Reference Drawing: No. FCI-P49-801-R8
 Susquehanna Final Report

1125

80A2804

Rev: 3 Page: 104 of 139

COMPONENT IDENTIFICATION	COMPONENT DESCRIPTION	PROCEDURE NUMBER	CODE CATEGORY	CODE ITEM NUMBER	CODE EXAM METHOD	DATA SHEET	INDICATIONS	EVALUATIONS	REMARKS
P&ID M-191 CLASS-3 SUPPORTS									
GBC-101-1185	12" Rigid Hanger								
GBC-101-11284	12" Guide								

System: Main Steam
 Reference Drawing: No. FCI-P49-802-R7
 Susquehanna Final Report

nes

80A2804

Rev: 3 Page: 105 of 139

COMPONENT IDENTIFICATION	COMPONENT DESCRIPTION	PROCEDURE NUMBER	CODE CATEGORY	CODE ITEM NUMBER	CODE EXAM METHOD	DATA SHEET	INDICATIONS	EVALUATIONS	REMARKS
P&ID M-141 CLASS 3 SUPPORTS									
GBC-101-H283	12" Guide								
GBC-101-H91	12" Guide								

System: Main Steam
 Reference Drawing: No. FCI-P49-807-R8
 Susquehanna Final Report

1105

80A2804

Rev: 3 Page: 106 of 139

COMPONENT IDENTIFICATION	COMPONENT DESCRIPTION	PROCEDURE NUMBER	CODE CATEGORY	CODE ITEM NUMBER	CODE EXAM METHOD	DATA SHEET	INDICATIONS	EVALUATIONS	REMARKS
P&ID M-141 CLASS 3 SUPPORTS									
GUC-101-1188	12" Rigid Hanger								
GUC-101-11290	12" Rigid Hanger								

System: Main Steam
 Reference Drawing: No. FCI-P49-808-R6
 Susquehanna Final Report



80A2804

Rev: 3 Page: 107 of 139

COMPONENT IDENTIFICATION	COMPONENT DESCRIPTION	PROCEDURE NUMBER	CODE CATEGORY	CODE ITEM NUMBER	CODE EXAM METHOD	DATA SHEET	INDICATIONS	EVALUATIONS	REMARKS
P&ID M-191 CLASS 3 SUPPORTS									
GBC-101-1183	12" Rigid Hanger								
GBC-101-11287	12" Guide								

System: Main Steam
 Reference Drawing: No. FCI-P49-810-R7
 Susquehanna Final Report



80A2804

Rev: 3 Page: 108 of 139

COMPONENT IDENTIFICATION	COMPONENT DESCRIPTION	PROCEDURE NUMBER	CODE CATEGORY	CODE ITEM NUMBER	CODE EXAM METHOD	DATA SHEET	INDICATIONS	EVALUATIONS	REMARKS
P&ID M-141 CLASS 3 SUPPORTS									
GBC-101-H190	12" Rigid Hanger								
GBC-101-H288	12" Guide								

NES

System: Main Steam
Reference Drawing: No. FCI-P49-812-R10
Susquehanna Final Report

80A2804

Rev: 3 Page: 109 of 139

COMPONENT IDENTIFICATION	COMPONENT DESCRIPTION	PROCEDURE NUMBER	CODE CATEGORY	CODE ITEM NUMBER	CODE EXAM METHOD	DATA SHEET	INDICATIONS	EVALUATIONS	REMARKS
P&ID M-141 CLASS 3 SUPPORTS									
GBC-101-H192	12" Rigid Hanger								
GBC-101-H285	12" Guide								
GBC-101-H286	12" Rigid Hanger								

System: Main Steam
 Reference Drawing: No. FCI-P49-813-R7
 Susquehanna Final Report

1125

80A2804

Rev: 3 Page: 110 of 139

COMPONENT IDENTIFICATION	COMPONENT DESCRIPTION	PROCEDURE NUMBER	CODE CATEGORY	CODE ITEM NUMBER	CODE EXAM METHOD	DATA SHEET	INDICATIONS	EVALUATIONS	REMARKS
P&ID M-141 CLASS 3 SUPPORTS									
GBC-101-H86	12" Rigid Hanger								
GBC-101-H289	12" Guide								

System: Main Steam
 Reference Drawing: No. FCI-P49-814-R8
 Susquehanna Final Report



80A2804

Rev: 3 Page: 111 of 139

COMPONENT IDENTIFICATION	COMPONENT DESCRIPTION	PROCEDURE NUMBER	CODE CATEGORY	CODE ITEM NUMBER	CODE EXAM METHOD	DATA SHEET	INDICATIONS	EVALUATIONS	REMARKS
P&ID M-141 CLASS 3 SUPPORTS									
GBC-101-H87	12" Rigid Hanger								
GBC-101-H291	12" Guide								

System: Main Steam
Reference Drawing: No. FCI-P49-815-R7
Susquehanna Final Report

NES

.80A2804

Rev: 3 Page: 112 of 139

COMPONENT IDENTIFICATION	COMPONENT DESCRIPTION	PROCEDURE NUMBER	CODE CATEGORY	CODE ITEM NUMBER	CODE EXAM METHOD	DATA SHEET	INDICATIONS	EVALUATIONS	REMARKS
P&ID M-141 CLASS 3 SUPPORTS									
GBC-101-H84	12" Rigid Hanger								
GBC-101-H292	12" Guide								

System: Main Steam
 Reference Drawing: No. FCI-P49-816-R7
 Susquehanna Final Report

1125

80A2804

Rev: 4 Page: 113 of 139

COMPONENT IDENTIFICATION	COMPONENT DESCRIPTION	PROCEDURE NUMBER	CODE CATEGORY	CODE ITEM NUMBER	CODE EXAM METHOD	DATA SHEET	INDICATIONS	EVALUATIONS	REMARKS
P&ID M-141 CLASS 3 SUPPORTS									
GDC-101-H89	12" Rigid Hanger								
GDC-101-H293	12" Guide								

System: RWCJ
 Reference Drawing: No. FCI-P49-964-R9
 Susquehanna Final Report



80A2804

Rev: 4 Page: 114 of 139

COMPONENT IDENTIFICATION	COMPONENT DESCRIPTION	PROCEDURE NUMBER	CODE CATEGORY	CODE ITEM NUMBER	CODE EXAM METHOD	DATA SHEET	INDICATIONS	EVALUATIONS	REMARKS
P&ID M-144 CLASS 3 SUPPORTS									
DBC-101-H13	6" Spring Hanger								
DBC-101-H14	6" Spring Hanger								
DBC-101-H17	6" Spring Hanger								
DBC-101-H18	6" Snubber								
DBC-101-H12	6" Anchor								

System: FPC & CU
 Reference Drawing: No. FCI-P49-937-R12
 Susquehanna Final Report



80A2804

Rev: 4 Page: 115 of 139

COMPONENT IDENTIFICATION	COMPONENT DESCRIPTION	PROCEDURE NUMBER	CODE CATEGORY	CODE ITEM NUMBER	CODE EXAM METHOD	DATA SHEET	INDICATIONS	EVALUATIONS	REMARKS
P&ID M-153 CLASS 3 SUPPORTS									
HBC-117-112	14" Snubber								
HBC-117-113	14" Rigid Hanger								
HBC-117-114	14" Rigid Hanger								
HBC-117-115	14" Rigid Hanger								
HBC-117-116	14" Rigid Hanger								
HBC-117-117	14" Snubber								
HBC-117-118	14" Snubber								
HBC-117-119	14" Snubber								

System: FPC & CU
 Reference Drawing: No. FCI-P49-937-R12
 Susquehanna Final Report

1105

80A2804

Rev: 4 Page: 116 of 139

COMPONENT IDENTIFICATION	COMPONENT DESCRIPTION	PROCEDURE NUMBER	CODE CATEGORY	CODE ITEM NUMBER	CODE EXAM METHOD	DATA SHEET	INDICATIONS	EVALUATIONS	REMARKS
P&ID M-153 CLASS 3 SUPPORTS									
HBC-117-1110	14" Snubber								
HBC-117-1112	16" Rigid Hanger								
HBC-117-1114	14" Spring Hanger								
HBC-117-1115	14" Rigid Hanger								
HBC-117-1116	14" Rigid Hanger								
HCC-106-112	16" Guide								
HCC-106-113	16" Rigid Hanger								
HCC-106-114	16" Guide								

System: FPC & CU
 Reference Drawing: No. FCI-P49-937-R12
 Susquehanna Final Report

1105

80A2804

Rev: 4 Page: 117 of 139

COMPONENT IDENTIFICATION	COMPONENT DESCRIPTION	PROCEDURE NUMBER	CODE CATEGORY	CODE ITEM NUMBER	CODE EXAM METHOD	DATA SHEET	INDICATIONS	EVALUATIONS	REMARKS
P&ID M-153 CLASS 3 SUPPORTS									
HCC-106-115	16" Rigid Hanger								
HCC-106-110	16" Snubber								
HCC-106-111	16" Rigid Hanger								
HCC-106-112	16" Rigid Hanger								
HCC-106-113	16" Spring Hanger								

System: FPC & CU
 Reference Drawing: No. FCI-P49-958-R9
 Susquehanna Final Report

1125

80A2804

Rev: 4 Page: 118 of 139

COMPONENT IDENTIFICATION	COMPONENT DESCRIPTION	PROCEDURE NUMBER	CODE CATEGORY	CODE ITEM NUMBER	CODE EXAM METHOD	DATA SHEET	INDICATIONS	EVALUATIONS	REMARKS
P&ID M-153 CLASS 3 SUPPORTS									
HCC-I-114	6" Rigid Hanger								
HCC-I-115	6" Anchor								
HCC-102-116	8" Rigid Support								
HCC-101-1128	8" Spring Hanger								
HCC-101-1129	8" Guide								
HCC-101-1130	6" Rigid Hanger								

System: FPC & CU
 Reference Drawing: No. FCI-P49-968-R5
 Susquehanna Final Report

1125

80A2804

Rev: 4 Page: 119 of 139

COMPONENT IDENTIFICATION	COMPONENT DESCRIPTION	PROCEDURE NUMBER	CODE CATEGORY	CODE ITEM NUMBER	CODE EXAM METHOD	DATA SHEET	INDICATIONS	EVALUATIONS	REMARKS
P&ID M-153 CLASS 3 SUPPORTS									
HDC-114-H1	10" Anchor								
HDC-114-H2	10" Spring Hanger								
HDC-114-H3	10" Spring Hanger								
HDC-114-H4	10" Guide								
HDC-114-H5	6" Spring Hanger								

System: FPC & CU
 Reference Drawing: No. FCI-P49-969-R2
 Susquehanna Final Report



80A2804

Rev: 4 Page: 120 of 139

COMPONENT IDENTIFICATION	COMPONENT DESCRIPTION	PROCEDURE NUMBER	CODE CATEGORY	CODE ITEM NUMBER	CODE EXAM METHOD	DATA SHEET	INDICATIONS	EVALUATIONS	REMARKS
P&ID M-153 CLASS 3 SUPPORTS									
HBC-115-112	6" Spring Hanger								
HBC-115-113	10" Spring Hanger								
HBC-115-114	10" Spring Hanger								
HBC-115-115	10" Spring Hanger								
HBC-115-116	10" Spring Hanger								
HBC-115-117	6" Spring Hanger								

System: FPC & CU
 Reference Drawing: No. FCI-P49-970-R5
 Susquehanna Final Report

1125

80A2804

Rev: 4 Page: 121 of 139

COMPONENT IDENTIFICATION	COMPONENT DESCRIPTION	PROCEDURE NUMBER	CODE CATEGORY	CODE ITEM NUMBER	CODE EXAM METHOD	DATA SHEET	INDICATIONS	EVALUATIONS	REMARKS
P&ID M-153 CLASS 3 SUPPORTS									
HDC-116-1114	8" Anchor								
HDC-116-1110	8" Spring Hanger								
HDC-116-1111	8" Spring Hanger								
HDC-116-1112	8" Rigid Hanger								
HDC-116-1113	8" Rigid Hanger								
HDC-116-1119	10" Rigid Hanger								
HDC-116-118	10" Rigid Hanger								
HDC-116-117	10" Rigid Hanger								

System: FPC & CU
 Reference Drawing: No. FCI-P49-970-R5
 Susquehanna Final Report

nes

80A2804

Rev: 4 Page: 122 of 139

COMPONENT IDENTIFICATION	COMPONENT DESCRIPTION	PROCEDURE NUMBER	CODE CATEGORY	CODE ITEM NUMBER	CODE EXAM METHOD	DATA SHEET	INDICATIONS	EVALUATIONS	REMARKS
P&ID M-153 CLASS 3 SUPPORTS									
HBC-116-H6	10" Spring Hanger								
HBC-116-H1	6" Spring Hanger								
HBC-116-H2	6" Spring Hanger								
HBC-116-H4	6" Spring Hanger								
HBC-116-H3	6" Spring Hanger								
HBC-116-H5	6" Spring Hanger								
HCC-102-H1	8" Rigid Hanger								
HCC-102-H2	8" Rigid Hanger								

System: FPC & CU
Reference Drawing: No. FCI-P49-970-R5
Susquehanna Final Report

1125

80A2804

Rev: 4 Page: 123 of 139

COMPONENT IDENTIFICATION	COMPONENT DESCRIPTION	PROCEDURE NUMBER	CODE CATEGORY	CODE ITEM NUMBER	CODE EXAM METHOD	DATA SHEET	INDICATIONS	EVALUATIONS	REMARKS
P&ID M-153 CLASS 3 SUPPORTS									
HCC-102-H3	8" Spring Hanger								
HCC-102-H5	8" Rigid Hanger								

System: FPC & CU
 Reference Drawing: No. FCI-P49-997-R9
 Susquehanna Final Report

1125

80A2804

Rev: 4 Page: 124 of 139

COMPONENT IDENTIFICATION	COMPONENT DESCRIPTION	PROCEDURE NUMBER	CODE CATEGORY	CODE ITEM NUMBER	CODE EXAM METHOD	DATA SHEET	INDICATIONS	EVALUATIONS	REMARKS
P&ID M-153 CLASS 3 SUPPORTS									
HCC-101-H27	10" Rigid Hanger								
HCC-101-H26	10" Rigid Hanger								
HCC-101-H25	8" Rigid Hanger								
HCC-101-H24	10" Guide								
HCC-101-H23	10" Guide								
HCC-101-H22	10" Spring Hanger								
HBC-114-H16	6" Rigid Hanger								
HBC-114-H17	6" Rigid Hanger								

System: FPC & CU
Reference Drawing: No. FCI-P49-997-R9
Susquehanna Final Report

1125

80A2804

Rev: 4 Page: 125 of 139

COMPONENT IDENTIFICATION	COMPONENT DESCRIPTION	PROCEDURE NUMBER	CODE CATEGORY	CODE ITEM NUMBER	CODE EXAM METHOD	DATA SHEET	INDICATIONS	EVALUATIONS	REMARKS
P&ID M-153 CLASS 3 SUPPORTS									
HDC-114-118	6" Rigid Hanger								
HDC-114-119	6" Rigid Hanger								

System: FPC & CU
 Reference Drawing: No. FCI-P49-1017-R8
 Susquehanna Final Report

nes

80A2804

Rev: 4 Page: 126 of 139

COMPONENT IDENTIFICATION	COMPONENT DESCRIPTION	PROCEDURE NUMBER	CODE CATEGORY	CODE ITEM NUMBER	CODE EXAM METHOD	DATA SHEET	INDICATIONS	EVALUATIONS	REMARKS
P&ID M-153 CLASS 3 SUPPORTS									
HCC-104-H11	8" Rigid Hanger								
HCC-104-H12	8" Rigid Hanger								
HCC-104-H13	8" Rigid Hanger								
HCC-104-H14	8" Rigid Hanger								
HCC-106-H1	16" Rigid Hanger								

System: FPC & CU
 Reference Drawing: No. FCI-P49-1018-R9
 Susquehanna Final Report

1125

80A2804

Rev: 4 Page: 127 of 139

COMPONENT IDENTIFICATION	COMPONENT DESCRIPTION	PROCEDURE NUMBER	CODE CATEGORY	CODE ITEM NUMBER	CODE EXAM METHOD	DATA SHEET	INDICATIONS	EVALUATIONS	REMARKS
P&ID M-151 & M-153 CLASS 3 SUPPORTS									
GBC-105-111	12" Rigid Hanger								
GBC-105-112	8" Rigid Hanger								
GBC-105-113	12" Spring Hanger								
GBC-105-114	12" Anchor								
GBC-105-115	12" Snubber								
GBC-105-116	12" Rigid Hanger								
HCC-103-115	8" Guide								
HCC-103-116	8" Spring Hanger								

System: FPC & CU
 Reference Drawing: No. FCI-P49-1018-R9
 Susquehanna Final Report

1125

80A2804

Rev: 4 Page: 128 of 139

COMPONENT IDENTIFICATION	COMPONENT DESCRIPTION	PROCEDURE NUMBER	CODE CATEGORY	CODE ITEM NUMBER	CODE EXAM METHOD	DATA SHEET	INDICATIONS	EVALUATIONS	REMARKS
P&ID M-151 & M-153 CLASS 3 SUPPORTS									
HCC-103-H17	8" Guide								
HCC-103-H18	8" Spring Hanger								
HCC-103-H19	8" Rigid Hanger								
HCC-103-H20	8" Spring Hanger								
HCC-103-H21	8" Rigid Hanger								
HCC-103-H22	8" Rigid Hanger								
HCC-103-H24	8" Rigid Hanger								
HCC-103-H25	8" Spring Hanger								

System: FPC & CU.
 Reference Drawing: No. FCI-P49-1018-R9
 Susquehanna Final Report



80A2804

Rev: 5 Page: 129 of 139

COMPONENT IDENTIFICATION	COMPONENT DESCRIPTION	PROCEDURE NUMBER	CODE CATEGORY	CODE ITEM NUMBER	CODE EXAM METHOD	DATA SHEET	INDICATIONS	EVALUATIONS	REMARKS
P&ID M-151 & M-153 CLASS 3 SUPPORTS									
HCC-103-H26	8" Rigid Hanger								
HCC-103-H27	8" Guide								
HCC-103-H28	8" Spring Hanger								
HCC-103-H29	8" Guide								
HCC-103-H30	8" Rigid Hanger								△
HCC-103-H31	8" Guide								△

System: FPC & CU
 Reference Drawing: No. FCI-P49-1018-R9
 Susquehanna Final Report

nes

80A2804

Rev: 4 Page: 130 of 139

COMPONENT IDENTIFICATION	COMPONENT DESCRIPTION	PROCEDURE NUMBER	CODE CATEGORY	CODE ITEM NUMBER	CODE EXAM METHOD	DATA SHEET	INDICATIONS	EVALUATIONS	REMARKS
P&ID M-151 & M-153 CLASS 3 SUPPORTS									
HCC-103-H132	8" Rigid Hanger								
HCC-103-H133	8" Rigid Hanger								
HCC-103-H134	8" Rigid Hanger								
HCC-103-H135	8" Spring Hanger								

System: FPC & CU
 Reference Drawing: No. FCI-P49-1020-R10
 Susquehanna Final Report

1125

80A2804

Rev: 4 Page: 131 of 139

COMPONENT IDENTIFICATION	COMPONENT DESCRIPTION	PROCEDURE NUMBER	CODE CATEGORY	CODE ITEM NUMBER	CODE EXAM METHOD	DATA SHEET	INDICATIONS	EVALUATIONS	REMARKS
P&ID M-111 & M-153 CLASS 3 SUPPORTS									
HCC-101-111	6" Guide								
HCC-101-112	6" Rigid Hanger								
HCC-101-113	6" Rigid Hanger								
HCC-101-114	6" Rigid Hanger								
HCC-101-115	6" Rigid Hanger								
HCC-101-116	6" Rigid Hanger								
HCC-101-117	6" Rigid Hanger								
HCC-101-118	6" Rigid Hanger								

System: FPC & CU
 Reference Drawing: No. FCI-P49-1020-R10
 Susquehanna Final Report

1125

80A2804

Rev: 4 Page: 132 of 139

COMPONENT IDENTIFICATION	COMPONENT DESCRIPTION	PROCEDURE NUMBER	CODE CATEGORY	CODE ITEM NUMBER	CODE EXAM METHOD	DATA SHEET	INDICATIONS	EVALUATIONS	REMARKS
P&ID M-111 & M-153 CLASS 3 SUPPORTS									
HCC-101-1131	6" Rigid Hanger								
HCC-101-1147	6" Guide								
HCC-101-1148	6" Guide								
HCC-103-1136	8" Rigid Hanger								
HCC-103-1137	8" Rigid Hanger								
HCC-103-1138	8" Rigid Hanger								
HCC-103-1139	8" Rigid Hanger								
HCC-103-1140	8" Rigid Hanger								

System: FPC & CU
Reference File: 35.0-M16-IE-202-1
Susquehanna Final Report

1125

80A2804

Rev: 4 Page: 133 of 139

COMPONENT IDENTIFICATION	COMPONENT DESCRIPTION	PROCEDURE NUMBER	CODE CATEGORY	CODE ITEM NUMBER	CODE EXAM METHOD	DATA SHEET	INDICATIONS	EVALUATIONS	REMARKS
P&ID M-153 CLASS 3 SUPPORTS									
1A-IE-202A-A	Heat Exchanger 1A-IE-202A Support								
1B-IE-202B-A	Heat Exchanger 1B-IE-202B Support								
1C-IE-202C-A	Heat Exchanger 1C-IE-202C Support								

System: FPC & CU
Reference File: 35.0-M93-IP-211-2 & -7
Susquehanna Final Report

1105

80A2804

Rev: 4 Page: 134 of 139

COMPONENT IDENTIFICATION	COMPONENT DESCRIPTION	PROCEDURE NUMBER	CODE CATEGORY	CODE ITEM NUMBER	CODE EXAM METHOD	DATA SHEET	INDICATIONS	EVALUATIONS	REMARKS
P & ID M-153 CLASS 3 SUPPORTS									
1A-IP-211A-A	Pump 1A-IP-211A Support								
1B-IP-211B-A	Pump 1B-IP-211B Support								
1C-IP-211C-A	Pump 1C-IP-211C Support								

1105

System: Chilled Water
Reference Drawing: No. FCI-P49-1575-R7
Susquehanna Final Report

80A2804

Rev: 4 Page: 135 of 139

COMPONENT IDENTIFICATION	COMPONENT DESCRIPTION	PROCEDURE NUMBER	CODE CATEGORY	CODE ITEM NUMBER	CODE EXAM METHOD	DATA SHEET	INDICATIONS	EVALUATIONS	REMARKS
	P&ID M-186 CLASS 3 SUPPORTS								
HRC-22-H1	6" Rigid Hanger								
HRC-22-H2	6" Rigid Hanger								
HRC-22-H3	6" Rigid Hanger								
HRC-22-H4	6" Rigid Hanger								
HRC-22-H5	6" Rigid Hanger								
HRC-22-H8	6" Guide								
HRC-22-H9	6" Guide								
HRC-22-H10	6" Guide								

System: Chilled Water
 Reference Drawing: No. FCI-P49-1575-R7
 Susquehanna Final Report

nes

80A2804

Rev: 4 Page: 136 of 139

COMPONENT IDENTIFICATION	COMPONENT DESCRIPTION	PROCEDURE NUMBER	CODE CATEGORY	CODE ITEM NUMBER	CODE EXAM METHOD	DATA SHEET	INDICATIONS	EVALUATIONS	REMARKS
P&ID M-186 CLASS 3 SUPPORTS									
HRC-22-H11	6" Guide								
HRC-22-H13	6" Guide								
HRC-22-H14	6" Guide								
HRC-22-H15	6" Spring Hanger								
HRC-22-H17	6" Guide								
HRC-22-H19	6" Spring Hanger								
HRC-22-H20	6" Guide								
HRC-22-H17	6" Snubber								

System: Chilled Water
 Reference Drawing: No. FCI-P49-1575-R7
 Susquehanna Final Report

NES

80A2804

Rev: 4 Page: 137 of 139

COMPONENT IDENTIFICATION	COMPONENT DESCRIPTION	PROCEDURE NUMBER	CODE CATEGORY	CODE ITEM NUMBER	CODE EXAM METHOD	DATA SHEET	INDICATIONS	EVALUATIONS	REMARKS
P&ID M-186 CLASS 3 SUPPORTS									
HRC-22-1116	6" Snubber								
HRC-22-1118	6" Snubber								
HRC-22-1112	6" Guide								

System: Chilled Water
 Reference Drawing: FCI-P49-1574-R4
 Susquehanna Final Report

1125

80A2804

Rev: 4 Page: 138 of 139

COMPONENT IDENTIFICATION	COMPONENT DESCRIPTION	PROCEDURE NUMBER	CODE CATEGORY	CODE ITEM NUMBER	CODE EXAM METHOD	DATA SHEET	INDICATIONS	EVALUATIONS	REMARKS
P&ID M-186 CLASS 3 SUPPORTS									
HRC-17-H1	6" Rigid Hanger								
HRC-17-H2	6" Rigid Hanger								
HRC-17-H3	6" Rigid Hanger								
HRC-17-H4	6" Snubber								
HRC-17-H5	6" Snubber								
HRC-17-H6	6" Snubber								
HRC-17-H7	6" Rigid Hanger								
HRC-17-H8	6" Spring Hanger								

System: Chilled Water
 Reference File: No. 30-M-327-0P-171-5 & -20
 Susquehanna Final Report

nes

80A2804

Rev: 4 Page: 139 of 139

COMPONENT IDENTIFICATION	COMPONENT DESCRIPTION	PROCEDURE NUMBER	CODE CATEGORY	CODE ITEM NUMBER	CODE EXAM METHOD	DATA SHEET	INDICATIONS	EVALUATIONS	REMARKS
	P&ID M-186 CLASS 3 SUPPORTS								
0P-171A-A	Pump 0P-171A Support								
0P-171B-A	Pump 0P-171B Support								

