



Pennsylvania Power & Light Company

Two North Ninth Street • Allentown, PA 18101 • 215 / 770-5151

Norman W. Curtis
Vice President-Engineering & Construction-Nuclear
215 / 770-5381

September 23, 1981

Mr. Richard R. Keimig, Chief
Reactor Projects Branch 2, DRPI
U. S. Nuclear Regulatory Commission
631 Park Avenue
King of Prussia, PA 19406

SUSQUEHANNA STEAM ELECTRIC STATION
NRC INSPECTION OF JULY 6 - 10, 1981
REPORT NOS. 50-387/81-14 AND 50-388/81-07.
ERs 100450/100508 FILE 840-4
PLA-935

Dear Mr. Keimig:

Reference is to your letter of August 31, 1981 which forwarded IE Inspection Report 50-387/81-14 and 50-388/81-07 and "Appendix A, Notice of Violation."

Your letter advised that PP&L was to submit within thirty (30) days of receipt, a written explanation addressing (1) corrective action steps which have been taken and the results achieved; (2) corrective steps which will be taken to avoid further violations; and (3) the date when full compliance will be achieved.

The Notice of Violation states as follows and the corrective actions are detailed below:

"10 CFR 50, Appendix B, Criterion VII, states, in part, that: "Measures shall be established to assure that purchased material, equipment --- conform to the procurement document. These measures shall include --- examination of products upon delivery. --- The effectiveness of control of quality shall be assessed --- at intervals consistent with importance, complexity --- of product or service."

PSAR Section D3.3.5 of Appendix D, states, in part, that: "The Bechtel quality assurance program includes a comprehensive system to assure that purchased material, equipment and services conform to the procurement documents."

Contrary to the above, on July 9, 1981 the inspector observed that the installed Damper Control Assembly for HDM-17508A and B does not conform to vendor certified drawings of the procured system."

8110200376 811007
PDR ADDCK 05000387
PDR
G

The following is submitted in response:

1. Corrective Action Taken and Results Achieved:

Vendor Schedule Drawing 13811-1 lists drawings 13811-2 and 13811-3 as the applicable general arrangement drawings for Dampers HDM-17508A and HDM-17508B respectively. The inspector observed that the orientation of the Damper Components differed from that shown by the drawings.

Subsequent investigation by Engineering revealed that the applicable arrangement drawings for the Dampers are actually the reverse of those shown on Schedule Drawing 13811-1. That is, Drawing 13811-2 is applicable to Damper HDM-17508B and Drawing 13811-3 is applicable to Damper HDM-17508A. FCR M-1759 was initiated to correct this error and resolve the component orientation problem.

Four additional deviations to the actual arrangement drawings were also noted relative to each of these two "Q" Dampers during the engineering investigation. These were:

1. Item 21 (the Johnson Operator) has an accessory device mounted to its body which is non-functional and not shown on the arrangement drawings.
2. The Bill of Materials indicated Item 31 to be a pipe nipple, 1/4" x 2". The actual piece is approximately 1" in length.
3. Vendor Bill of Material Drawing 13811-103/104 calls for 2 hex nuts, 2 flat washers and 2 lockwashers per stud (item #15 on Bill of Materials). Only 1 hex nut, 1 flat washer and no lockwashers were installed.
4. The Bill of Materials calls for item #38 (copper tubing between solenoid and actuator) to be 1/4" x .03" x 36" with an expansion bend shown on the Damper Arrangement Drawing. Tubing length is 16" for the "A" Damper and 20" for the "B" Damper and neither have an expansion bend.

The above discrepancies were documented on Bechtel NCR 7870 on 7/15/81.


2. Corrective Action Taken to Avoid Further Violations:

All Dampers ordered from American Warming and Ventilating are now at the job site. Field Quality Control has been directed to inspect all of these Dampers for similar deficiencies.

In addition, the Procurement Supplier Quality Department (shop inspection) has been advised of this situation and has been requested to inform the Supplier Quality Representatives to be alert to this type of problem.

3. Date when Full Compliance Will be Achieved:

1. FCR-M-1759 was approved by Project Engineering on 8/12/81.
2. Closeout of NCR 7870 is expected to be complete by 12/1/81.




Mr. Richard R. Keimig

- 3 -

September 23, 1981

3. An inspection of all Dampers supplied by the same vendor (American Warming and Ventilating) and any corrective actions required will be completed on or before 12/1/81.


Very truly yours,


for N. W. Curtis

Vice President-Engineering & Construction-Nuclear

ARS:sab


cc: Mr. Gary G. Rhoads
U. S. Nuclear Regulatory Commission
P. O. Box 52
Shickshinny, PA 18655



AFFIDAVIT

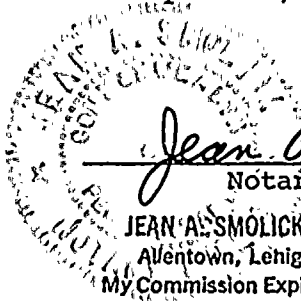

COMMONWEALTH OF PENNSYLVANIA)
: SS
COUNTY OF LEHIGH)

I, JACK R. CALHOUN, being duly sworn according to law, state that I am Senior Vice President-Nuclear of Pennsylvania Power & Light Company and that the facts set forth on the attached response by Applicants to the Notice of Violation dated August 31, 1981 are true and correct to the best of my knowledge, information and belief.



Jack R. Calhoun
Senior Vice President-Nuclear

Sworn to and subscribed
before me this twenty third day
of September, 1981.

Notary Public
JEAN A. SMOLICK, Notary Public
Allentown, Lehigh County, Pa.
My Commission Expires May 14, 1984

SEP 28 9 45 AM '81

031714