

ATTACHED IS PART 21 REPORT FROM IE MAIL UNIT - ROOM 317 E/W

PART 21 IDENTIFICATION NO.

78-044-001

DATE OF LETTER 5-22-78

COMPANY NAME Westinghouse Elec. Co.
DOCKET NO. (50-275) 323
DATE DISTRIBUTED 6-20-78

ORIGINAL REPORT
SUPPLEMENTARY



DISTRIBUTION:

REACTOR(R)

FUEL CYCLE AND
MATERIALS(M)

SAFEGUARDS(S)

NRR/DOR (Stello)

NMSS/FC&MS

NRR/DOR (Stello)

NRR/DPH (Boyd)

AD/FF&MSI

NMSS/SG

AD/ROI (2)

PDR

AD/SI/IE

AD/RCI

MPA/DTS

AD/ROI (2)

MPA/DTS

REGIONS

REGIONS

REGIONS

NSIC

MPA/DTS

PDR

PDR

LPDR

LPDR

NSIC

NSIC

TIC

TIC

IE FILES (2)

IE FILES (2)

CENTRAL FILES 016

CENTRAL FILES 016

CENTRAL FILES (CHRON)

CENTRAL FILES (CHRON)

CENTRAL FILES - SS 396

ACTION:

PRELIMINARY EVALUATION OF THE ATTACHED REPORT INDICATES LEAD RESPONSIBILITY FOR FOLLOW-UP AS SHOWN BELOW:

IE
RCI
ROI
SG
FFMS

NRR


NMSS

OTHER

L-4-1, Pt-2

8010020626

5



Westinghouse
Electric Corporation

May 22, 1978

78-044-001


General Control Division

3900 West 41st Street
Chicago Illinois 60632

(R)

Pacific Gas and Electric Co.
77 Beale Street
San Francisco, California 94106

Attn: Mr. J.D. Worthington
Executive Vice President




Dear Mr. Worthington:

Reference is made to your letter of April 3, 1978 to Mr. R.H. Engelken of the U.S. Nuclear Regulatory Commission concerning possible defects in Westinghouse Electric Corporation Motor Control Centers supplied to PG&E for use in Diablo Canyon Units 1 and 2 Nuclear Power Generating Stations.

The Westinghouse Electric Corporation position on possible defects in their equipment is as follows:

Westinghouse Seismic Certification of Motor Control Centers for use in Diablo Canyon Units 1 and 2 was based on Seismic testing conducted at Wyle Labs, Huntsville, Alabama in accordance with IEEE-344-1971. Sine beat inputs were used. Equipment was bolted to the test table and no additional tie down bracing was used. Floor response spectra was supplied by PG&E and was dated 1968. Both Size 1 and Size 2 starters used in the test contained the so called "Light Duty" springs not the so called "Heavy Duty" springs. Testing was successful and both size 1 and size 2 starters possessed sufficient integrity to meet the qualified levels using the new springs.

In a 9/13/77 letter of PG&E Westinghouse was advised that PG&E were re-evaluating the Seismic capabilities of electrical equipment at the Diablo sites. Westinghouse was requested to examine a new floor response and determine if Westinghouse could certify to the new response spectra based on existing Westinghouse test data. PG&E was advised that their new response spectra was of a higher level than Westinghouse had previously tested and therefore, Westinghouse could not certify and new tests would be required.



PG&E elected to do the new testing at Wyle Labs in California. During this test, it was discovered that the size 2 starters would not pass at the new Seismic levels. Incidentally, the test was conducted in accordance with IEEE 344-1975 using random input. Additional tie down bracing was also used. Change out from light springs in the size 2 starters to heavy springs provided qualification at the higher level.

Because of the above facts, it is the Westinghouse contention that no possible defect or generic failure exists in the equipment for Seismic levels for which the equipment was seismically certified by Westinghouse. The size 2 starter did not meet the Seismic levels of capability required in their new test, but such levels had never been certified by Westinghouse as being within the Size 2 starters capability.

While the Renewal Parts Data for both units 1 and 2 called for heavy duty springs; since testing was done using light springs, substitution of heavy springs would have had no adverse effects on certification or Seismic capability. The Renewal Parts literature has since been changed to reflect the new spring style numbers. No spring changes have occurred in any starter after original Seismic testing by Westinghouse.

All certifications of Seismic capability issued by Westinghouse are valid and all such certifications have been verified by test or analysis to the Seismic levels for which such certification has been issued.

Sincerely,

G.P. Kennedy
G.P. Kennedy


cs

cc: E. Volgenau, Director
Office of Inspection and Enforcement
U.S. Nuclear Regulatory Commission
Washington, D.C. 20555

R.G. Engelken, Director - Region V
U.S. Nuclear Regulatory Commission
Suite 202 - Walnut Creek Plaza
1990 N. California Blvd.
Walnut Creek, California 94596

J.G. Keppler, Director - Region III
U.S. Nuclear Regulatory Commission
799 Roosevelt Road
Glen Ellen, Illinois 60137

Vertical column of text on the right edge of the page, possibly a scanning artifact or a list of names.



cc: W.C. Gangloff
Power Systems Division
Monroeville, Pennsylvania

Westinghouse Electric Corporation
3900 W. 41st Street
Chicago, Illinois 60632
Control Center Division.

Mr. S.G. Duin
Mr. S.A. Shariff
Mr. P.A. Tedesko

Westinghouse Electric Corporation
San Francisco Sales
Mr. R. Mellers

