

REGULATORY INFORMATION DISTRIBUTION SYSTEM (RIDS)

ACCESSION NBR: 8403220035 DOC. DATE: 84/03/16 NOTARIZED: NO
 FACIL: 50-275 Diablo Canyon Nuclear Power Plant, Unit 1, Pacific Gas
 50-323 Diablo Canyon Nuclear Power Plant, Unit 2, Pacific Gas
 AUTH. NAME AUTHOR AFFILIATION
 SCHUYLER, J.O. Pacific Gas & Electric Co.
 RECIP. NAME RECIPIENT AFFILIATION
 DENTON, H.R. Office of Nuclear Reactor Regulation, Director

DOCKET #
 05000275
05000323


SUBJECT: Forwards tables providing detailed operating experience for
 licensed operating personnel & licensed & nonlicensed
 shift technical advisors.

DISTRIBUTION CODE: M003S COPIES RECEIVED: LTR 1 ENCL 1 SIZE: 5
 TITLE: Operator Requalification Program

NOTES: J Hanchett 1cy PDR Documents,
 J Hanchett 1cy PDR Documents.

05000275
 05000323

	RECIPIENT		COPIES			RECIPIENT		COPIES	
	ID CODE/NAME		LTTR	ENCL		ID CODE/NAME		LTTR	ENCL
	NRR LB3 BC		1	1		SCHIERLING, H		1	1
INTERNAL:	NRR/DHFS/LQB		1	1		NRR/DHFS/OLB 01		2	2
	<u>REG FILE</u>	04	1	1		RGNS		1	1
EXTERNAL:	ACRS	06	16	16		LPDR	03	2	2
	NRC PDR	02	1	1		NSIC	05	1	1
	NTIS		1	1					
NOTES:			1	1					



PACIFIC GAS AND ELECTRIC COMPANY

PG&E + 77 BEALE STREET • SAN FRANCISCO, CALIFORNIA 94106 • (415) 781-4211 • TWX 910-372-6587

J. O. SCHUYLER
VICE PRESIDENT
NUCLEAR POWER GENERATION

March 16, 1984

PGandE Letter No.: DCL-84-096

Mr. Harold R. Denton, Director
Office of Nuclear Reactor Regulation
U. S. Nuclear Regulatory Commission
Washington D.C. 20555

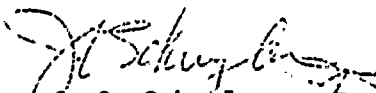
Re: Docket No. 50-275, OL-DPR-76
Docket No. 50-323
Diablo Canyon Units 1 and 2
Experience of Operations Personnel

Dear Mr. Denton:

As requested by the NRC in a meeting on January 25, 1984, the enclosed tables provide detailed operating experience for the licensed operating personnel as well as the licensed and non-licensed Shift Technical Advisors for Diablo Canyon.

Kindly acknowledge receipt of this material on the enclosed copy of this letter and return it in the enclosed addressed envelope.

Sincerely,



J. O. Schuyler

Enclosures

cc: D. F. Schnell (Union Electric)
H. L. Thompson (NRC)
Service List

8403220035 840316
PDR ADDCK 05000275
P PDR

M003
11



OPERATING SHIFT EXPERIENCE

DATE March 16, 1984
 PLANT Diablo Canyon Unit 1
 UTILITY Pacific Gas and Electric
 O. L. DATE September 21, 1981

JOB TITLE Shift Foreman (SS)
 (NOTE 2)

NUCLEAR POWER PLANT EXPERIENCE
 FOR OPERATING SHIFT POSITION (NOTE 1)

ENTER DATA: MONTHS/MONTHS x WEIGHING FACTOR

TYPE OF EXPERIENCE	WEIGHING FACTOR	MAXIMUM CREDIT	ENTER DATA: MONTHS/MONTHS x WEIGHING FACTOR														
			1	2	3	4	5	6	7	8	9	10	11	12	13	14	15
1. SAME TYPE COMMERCIAL SRO	1.00	NO LIMIT	0	0	0	0	0	0	0	0	0	0	0	0	0	0	
2. OTHER COMMERCIAL SRO	0.75	NO LIMIT	0	0	12.9	0	0	0	0	0	0	0	0	0	0	0	
3. SAME TYPE COMMERCIAL RO	1.00	NO LIMIT	0	0	0	0	0	0	0	0	0	0	0	0	0	0	
4. OTHER COMMERCIAL RO	0.75	NO LIMIT	0	48	60	0	41	0	0	0	0	0	0	0	0	0	
5. NAVY (MILITARY) NUCLEAR (RO, EWS, EOW, PPWS) (OTHER)	0.50 0.25	36 MONTHS	0	0	0	0	0	0	15	40	0	0	0	0	0	0	
6. SIMULATOR (REFERENCE PLANT) (SIMILAR)	5.00 3.00	12 MONTHS 12 MONTHS 9 MONTHS	1.75	1.75	1.75	1.25	1.75	1.5	1.5	1.5	2	1.75	0	0	0	0	
7. NUCLEAR PLANT EXPERIENCE ON SHIFT (OWN PLANT) (LESS THAN 1 1/2 YEARS PRIOR TO F.L.) (MORE THAN 1 1/2 YEARS PRIOR TO F.L.)	0.75 0.50	24 MONTHS 12 MONTHS 12 MONTHS	90	126	126	102	102	102	66	39	39	0	0	0	0	0	
8. LICENSED CLASSROOM TRAINING AND EXAM (OWN PLANT)	0.50	9 MONTHS	18	18	24	18	18	18	18	18	9	9	0	0	0	0	
9. PARTICIPATION AT OPERATING PLANT	0.75	12 MONTHS	0	24	24	0	37	12	0	0	0	0	0	0	0	0	
10. OTHER NUCLEAR PLANT EXPERIENCE	0.25	12 MONTHS	0	0	0	0	0	0	0	0	33	20	0	0	0	0	
11. CONDUCTING LICENSE TRAINING	0.25	9 MONTHS	0	0	0	0	0	0	0	0	0	0	0	0	0	0	
12. OTHERS (ENGINEERING, APPLIED SCIENCE OR EQUIVALENT) (BACHELORS DEGREE) (ASSOCIATES DEGREE)		12 MONTHS 12 MONTHS 6 MONTHS	0	0	0	0	0	0	0	0	12	12	0	0	0	0	
TOTAL NUCLEAR PLANT EXPERIENCE			38.25	85.5	104.25	36.75	81.0	41.25	47.5	53.25	49.25	0	0	0	0	0	
HOT PARTICIPATION EXPERIENCE			NO	NO	NO	NO	NO	NO	NO	NO	NO	NO	NO	NO	NO	NO	

II. APERTURE CARD

TIME > 20% PWR/BWR (No)
 STARTUP & SHUTDOWN (No/No)
 MONTHS ON SHIFT 0.0

Also Available On Aperture Card
 8403220035-01

NOTE 1: THE INSTRUCTIONS FOR USE OF NUCLEAR POWER PLANT EXPERIENCE FACTORS FOR OPERATING SHIFT POSITIONS WERE AGREE UPON BY THE UTILITY GROUP.
 NOTE 2: INCLUDE ALL SHIFT SUPERVISORS (SS), SHIFT SENIOR REACTOR OPERATORS (SRO), REACTOR OPERATORS (RO) AND SHIFT TECHNICAL ADVISORS (STA)

- [x]a. Shift advisors must be used to satisfy the "hot participation experience" of the utility plan.
- []b. Shift advisors will probably be required, at least for some shifts.
- []c. Do not plan to use shift advisors unless some unforeseen circumstances arise.

1944
1945
1946
1947
1948
1949
1950
1951
1952
1953
1954
1955
1956
1957
1958
1959
1960
1961
1962
1963
1964
1965
1966
1967
1968
1969
1970
1971
1972
1973
1974
1975
1976
1977
1978
1979
1980
1981
1982
1983
1984
1985
1986
1987
1988
1989
1990
1991
1992
1993
1994
1995
1996
1997
1998
1999
2000
2001
2002
2003
2004
2005
2006
2007
2008
2009
2010
2011
2012
2013
2014
2015
2016
2017
2018
2019
2020
2021
2022
2023
2024
2025

OPERATING SHIFT EXPERIENCE

DATE March 16, 1984
 PLANT Diablo Canyon Unit 1
 UTILITY Pacific Gas and Electric
 O. L. DATE September 21, 1981

JOB TITLE Shift Technical Advisor (STA)
 (NOTE 2)

NUCLEAR POWER PLANT EXPERIENCE
 FOR OPERATING SHIFT POSITION (NOTE 1)

ENTER DATA: MONTHS/MONTHS x WEIGHING FACTOR

TYPE OF EXPERIENCE	WEIGHING FACTOR	MAXIMUM CREDIT	ENTER DATA: MONTHS/MONTHS x WEIGHING FACTOR																
			1	2	3	4	5	6	7	8	9	10	11	12	13	14	15		
1. SAME TYPE COMMERCIAL SRO	1.00	NO LIMIT	0	0	0	0	0	0	0	0	0	0	0	0	0	0	0	0	0
2. OTHER COMMERCIAL SRO	0.75	NO LIMIT	0	0	0	0	0	0	0	0	0	0	0	0	0	0	0	0	0
3. SAME TYPE COMMERCIAL RO	1.00	NO LIMIT	0	0	0	0	0	0	0	0	0	0	0	0	0	0	0	0	0
4. OTHER COMMERCIAL RO	0.75	NO LIMIT	0	0	0	0	0	0	0	0	0	0	0	0	0	0	0	0	0
5. NAVY (MILITARY) NUCLEAR (RO, EWS, EOOW, PPWS) (OTHER)	0.50 0.25	36 MONTHS	49	25	18	36	0	22	0	25									
6. SIMULATOR (REFERENCE PLANT) (SIMILAR)	5.00 3.00	12 MONTHS 12 MONTHS 9 MONTHS	0.5	0.5	1.5	0.5	1.75	1.5	1.5	0.5									
7. NUCLEAR PLANT EXPERIENCE ON SHIFT (OWN PLANT) (LESS THAN 1 1/2 YEARS PRIOR TO F.L.) (MORE THAN 1 1/2 YEARS PRIOR TO F.L.)	0.75 0.50	24 MONTHS 12 MONTHS 12 MONTHS	1.5	1.5	4.5	1.5	5.25	4.5	4.5	1.5									
8. LICENSED CLASSROOM TRAINING AND EXAM (OWN PLANT)	0.50	9 MONTHS	0.75	0.75	10	0	3	15	4	0.75									
			0.56	0.56	5.25	0	1.5	8	2.25	0.56									
9. PARTICIPATION AT OPERATING PLANT	0.75	12 MONTHS	8	8	9.75	5.6	10.4	10.5	4	8									
			4	4	4.9	2.8	5.2	5.25	2	4									
10. OTHER NUCLEAR PLANT EXPERIENCE	0.25	12 MONTHS	0	0	0	0	23	2	18	0									
11. CONDUCTING LICENSE TRAINING	0.25	9 MONTHS	0	0	0	0	5.75	0.5	4.5	0									
12. OTHERS (ENGINEERING, APPLIED SCIENCE OR EQUIVALENT) (BACHELORS DEGREE) (ASSOCIATES DEGREE)		12 MONTHS 12 MONTHS 6 MONTHS	0	0	0	0	0	0	0	0									
TOTAL NUCLEAR PLANT EXPERIENCE			12	12	12	12	12	12	12	12									
			42.56	30.56	35.65	34.3	29.7	41.25	25.25	30.56									
		HOT PARTICIPATION EXPERIENCE	NO	NO	NO	NO	NO	NO	NO	NO									

TI
 APERTURE
 CARD

TIME > 20% PWR/BWR (No)
 STARTUP & SHUTDOWN (No/No)
 MONTHS ON SHIFT 0.0

8403220035-02

NOTE 1: THE INSTRUCTIONS FOR USE OF NUCLEAR POWER PLANT EXPERIENCE FACTORS FOR OPERATING SHIFT POSITIONS WERE AGREE UPON BY THE UTILITY GROUP.
 NOTE 2: INCLUDE ALL SHIFT SUPERVISORS (SS), SHIFT SENIOR REACTOR OPERATORS (SRO), REACTOR OPERATORS (RO) AND SHIFT TECHNICAL ADVISORS (STA)

- [x]a. Shift advisors must be used to satisfy the "hot participation experience" of the utility plan.
- []b. Shift advisors will probably be required, at least for some shifts.
- []c. Do not plan to use shift advisors unless some unforeseen circumstances arise.

1000



1000

OPERATING SHIFT EXPERIENCE

DATE March 16, 1984
 PLANT Diablo Canyon Unit 1
 UTILITY Pacific Gas and Electric
 O. L. DATE September 21, 1981

JOB TITLE Senior Reactor Operator (SRO)
 (NOTE 2)

NUCLEAR POWER PLANT EXPERIENCE
 FOR OPERATING SHIFT POSITION (NOTE 1)

ENTER DATA: MONTHS/MONTHS x WEIGHING FACTOR

TYPE OF EXPERIENCE	WEIGHING FACTOR	MAXIMUM CREDIT	ENTER DATA: MONTHS/MONTHS x WEIGHING FACTOR																
			1	2	3	4	5	6	7	8	9	10	11	12	13	14	15		
1. SAME TYPE COMMERCIAL SRO	1.00	NO LIMIT	0	0	0	0	0	0	0	0	0	0	0	0	0	0	0	0	0
2. OTHER COMMERCIAL SRO	0.75	NO LIMIT	0	0	0	0	0	0	0	0	0	0	0	0	0	0	0	0	0
3. SAME TYPE COMMERCIAL RO	1.00	NO LIMIT	0	0	0	0	0	0	0	0	0	0	0	0	0	0	0	0	0
4. OTHER COMMERCIAL RO	0.75	NO LIMIT	42	0	0	0	0	0	0	0	0	0	0	0	0	0	0	0	0
5. NAVY (MILITARY) NUCLEAR (RO, EWS, EOW, PPWS) (OTHER)	0.50 0.25	36 MONTHS	0	0	0	0	0	0	0	0	0	91	0	57	132	0	0	0	0
6. SIMULATOR (REFERENCE PLANT) (SIMILAR)	5.00 3.00	12 MONTHS 12 MONTHS 9 MONTHS	1.75	1.5	1.5	1.75	1.5	0.75	0.75	1.75	1.5	0.75	1.75	1.75	0.75	0	0	0	0
7. NUCLEAR PLANT EXPERIENCE ON SHIFT (OWN PLANT) (LESS THAN 1 1/2 YEARS PRIOR TO F.L.) (MORE THAN 1 1/2 YEARS PRIOR TO F.L.)	0.75 0.50	24 MONTHS 12 MONTHS 12 MONTHS	5.25	4.5	4.5	5.25	4.5	2.25	2.25	5.25	4.5	2.25	5.25	5.25	2.25	0	0	0	0
8. LICENSED CLASSROOM TRAINING AND EXAM (OWN PLANT)	0.50	9 MONTHS	108	114	100	86	77.5	36	33	58	45	39	45.75	66.8	39	0	0	0	0
			24	24	24	24	24	18.75	18.75	24	24	18.75	24	24	18.75	0	0	0	0
			18	12	14	10	6.5	9	9	14	11	9	2.25	5.2	9	0	0	0	0
			9	6	7	5	3.75	4.5	4.5	17	6.5	4.5	1.125	2.6	4.5	0	0	0	0
9. PARTICIPATION AT OPERATING PLANT	0.75	12 MONTHS	54	12	0.75	34	12	0	0	0	0	0	0	0	0	36	12	0	0
10. OTHER NUCLEAR PLANT EXPERIENCE	0.25	12 MONTHS	0	0	0	0	0	0	0	0	0	0	0	0	0	0	0	0	0
11. CONDUCTING LICENSE TRAINING	0.25	9 MONTHS	0	0	0	0	0	0	0	0	0	0	0	0	0	0	0	0	0
12. OTHERS (ENGINEERING, APPLIED SCIENCE OR EQUIVALENT) (BACHELORS DEGREE) (ASSOCIATES DEGREE)		12 MONTHS 12 MONTHS 6 MONTHS	0	0	0	0	0	0	0	0	0	6	0	0	0	0	0	0	0
TOTAL NUCLEAR PLANT EXPERIENCE			81.75	35.4	47.5	49.25	44.25	39.5	25.5	42.25	70.0	29.0	25.5	67.9	70.9				
HOT PARTICIPATION EXPERIENCE			NO	NO	NO	NO	NO	NO	NO	NO	NO	NO	NO	NO	NO				

TIME > 20% PWR/BWR (No)

STARTUP & SHUTDOWN (No/No)

MONTHS ON SHIFT 0.0

TI
APERTURE CARD
 Also Available On Aperture Card
8403220035-03

NOTE 1: THE INSTRUCTIONS FOR USE OF NUCLEAR POWER PLANT EXPERIENCE FACTORS FOR OPERATING SHIFT POSITIONS WERE AGREE UPON BY THE UTILITY GROUP.

NOTE 2: INCLUDE ALL SHIFT SUPERVISORS (SS), SHIFT SENIOR REACTOR OPERATORS (SRO), REACTOR OPERATORS (RO) AND SHIFT TECHNICAL ADVISORS (STA)

[x]a. Shift advisors must be used to satisfy the "hot participation experience" of the utility plan.

[]b. Shift advisors will probably be required, at least for some shifts.

[]c. Do not plan to use shift advisors unless some unforeseen circumstances arise.

7

100
100



7



5

3
2
4

OPERATING SHIFT EXPERIENCE

DATE March 16, 1984
 PLANT Diablo Canyon Unit 1
 UTILITY Pacific Gas and Electric
 O. L. DATE September 21, 1981

JOB TITLE Reactor Operator (RO)
 (NOTE 2)

NUCLEAR POWER PLANT EXPERIENCE
 FOR OPERATING SHIFT POSITION (NOTE 1)

ENTER DATA: MONTHS/MONTHS x WEIGHING FACTOR

TYPE OF EXPERIENCE	WEIGHING FACTOR	MAXIMUM CREDIT	ENTER DATA: MONTHS/MONTHS x WEIGHING FACTOR														
			1	2	3	4	5	6	7	8	9	10	11	12	13	14	15
1. SAME TYPE COMMERCIAL SRO	1.00	NO LIMIT	0	0	0	0	0	0	0	0	0	0	0	0	0	0	0
2. OTHER COMMERCIAL SRO	0.75	NO LIMIT	0	0	0	0	0	0	0	0	0	0	0	0	0	0	0
3. SAME TYPE COMMERCIAL RO	1.00	NO LIMIT	0	0	0	0	0	0	0	0	0	0	0	0	0	0	0
4. OTHER COMMERCIAL RO	0.75	NO LIMIT	0	0	0	0	0	0	0	0	0	0	0	0	0	0	0
5. NAVY (MILITARY) NUCLEAR (RO, EWS, EOW, PPWS) (OTHER)	0.50 0.25	36 MONTHS	10									30		12		50	84
6. SIMULATOR (REFERENCE PLANT) (SIMILAR)	5.00 3.00	12 MONTHS 12 MONTHS 9 MONTHS	1.0	1.5	1.0	2	1.5	1.0	0.75	1.75	0.75	1.75	1.75	2	2	1	1.5
7. NUCLEAR PLANT EXPERIENCE ON SHIFT (OWN PLANT) (LESS THAN 1 1/2 YEARS PRIOR TO F.L.) (MORE THAN 1 1/2 YEARS PRIOR TO F.L.)	0.75 0.50	24 MONTHS 12 MONTHS 12 MONTHS	3	4.5	3	6	4.5	3	2.25	5.25	2.25	5.25	5.25	6	6	3	4.5
8. LICENSED CLASSROOM TRAINING AND EXAM (OWN PLANT)	0.50	9 MONTHS	18.4	24	18.4	21	21	18.4	18.4	24	18.4	24	24	24	24	18.4	24
9. PARTICIPATION AT OPERATING PLANT	0.75	12 MONTHS	4.75	5.5	4.75	5.5	4	4.75	4.75	6	4.9	3.7	4.6	5.2	3.1	4.75	7
10. OTHER NUCLEAR PLANT EXPERIENCE	0.25	12 MONTHS	0	0	0	8.25	0	0	0	0	0	0	0	0	0	0	0
11. CONDUCTING LICENSE TRAINING	0.25	9 MONTHS	0	0	0	0	0	0	0	0	0	0	0	0	0	0	0
12. OTHERS (ENGINEERING, APPLIED SCIENCE OR EQUIVALENT) (BACHELORS DEGREE) (ASSOCIATES DEGREE)		12 MONTHS 12 MONTHS 6 MONTHS	0	6	0	0	0	6	0	0	6	0	0	0	0	6	0
TOTAL NUCLEAR PLANT EXPERIENCE			28.6	40.0	62.15	40.75	29.5	32.15	25.4	35.25	31.55	40.45	33.85	38.2	57.1	44.65	56.5
HOT PARTICIPATION EXPERIENCE			NO	NO	NO	NO	NO	NO	NO	NO	NO	NO	NO	NO	NO	NO	NO

TIME > 20% PWR/BWR (No)
 STARTUP & SHUTDOWN (No/No)
 MONTHS ON SHIFT 0.0

TI
 APERTURE
 CARD 8403220035-04
 Also Available On Aperture Card

NOTE 1: THE INSTRUCTIONS FOR USE OF NUCLEAR POWER PLANT EXPERIENCE FACTORS FOR OPERATING SHIFT POSITIONS WERE AGREE UPON BY THE UTILITY GROUP.

NOTE 2: INCLUDE ALL SHIFT SUPERVISORS (SS), SHIFT SENIOR REACTOR OPERATORS (SRO), REACTOR OPERATORS (RO) AND SHIFT TECHNICAL ADVISORS (STA)

[x]a. Shift advisors must be used to satisfy the "hot participation experience" of the utility plan.

[]b. Shift advisors will probably be required, at least for some shifts.

[]c. Do not plan to use shift advisors unless some unforeseen circumstances arise.

2000
2001
2002
2003
2004
2005
2006
2007
2008
2009
2010
2011
2012
2013
2014
2015
2016
2017
2018
2019
2020
2021
2022
2023
2024

11/11/23