



UNITED STATES
NUCLEAR REGULATORY COMMISSION
WASHINGTON, D. C. 20555

August 20, 1980

Richard S. Salzman, Esq., Chairman
Atomic Safety and Licensing Appeal Board
U.S. Nuclear Regulatory Commission
Washington, D.C. 20555

Dr. John H. Buck
Atomic Safety and Licensing Appeal
Board
U.S. Nuclear Regulatory Commission
Washington, D.C. 20555

Dr. W. Reed Jonnson
Atomic Safety and Licensing Appeal Board
U.S. Nuclear Regulatory Commission
Washington, D.C. 20555

In the Matter of
PACIFIC GAS AND ELECTRIC COMPANY
(Diablo Canyon Nuclear Power Plant Units Nos. 1 and 2)
Docket Nos. 50-275 O.L. and 50-323 O.L.

Gentlemen:

Enclosed are copies of five (5) figures that were inadvertently deleted from the "Testimony of Nathan M. Newmark, Consultant to the U.S. Nuclear Regulatory Commission", submitted to the Atomic Safety and Licensing Appeal Board on August 8, 1980. The five figures are further identified as Figure 7.5 (referenced at p. 6 of Newmark's Testimony); Figure 4.11 (referenced at p. 7 of Newmark's Testimony); Plate C-1 (referenced at p. 12 of Newmark's Testimony); "Services Building - Ground Floor Plan" (referenced at p. 16 of Newmark's Testimony); and "Typical Horizontal Section, Fig. 1..." (referenced at p. 16 of Newmark's Testimony).

We regret any inconvenience that the omission of the figures may have caused.

Sincerely,


Edward G. Ketchen
Counsel for NRC Staff

Enclosure: As stated

cc (w/ encl.): see next page

8008280

196



Mr. Thomas S. Moore
Elizabeth S. Bowers, Esq.
Elizabeth Apfelberg
Mr. Glenn O. Bright
Dr. William E. Martin
Philip A. Crane, Jr., Esq.
Mr. Frederick Eissler
Mrs. Raye Fleming
Richard E. Blankenburg
Mr. Gordon Silver
John R. Phillips, Esq.
Arthur C. Gehr, Esq.
Paul C. Valentine, Esq.
Harry M. Willis
Janice E. Kerr, Esq.
Mr. James O. Schuyler
Bruce Norton, Esq.
David S. Fleischaker, Esq.
Mrs. Sandra A. Silver
Richard B. Hubbard
John Marrs
Andrew Baldwin, Esq.
Herbert H. Brown
J. Anthony Klein
Atomic Safety and Licensing Board
Atomic Safety and Licensing Appeal Board
Secretary



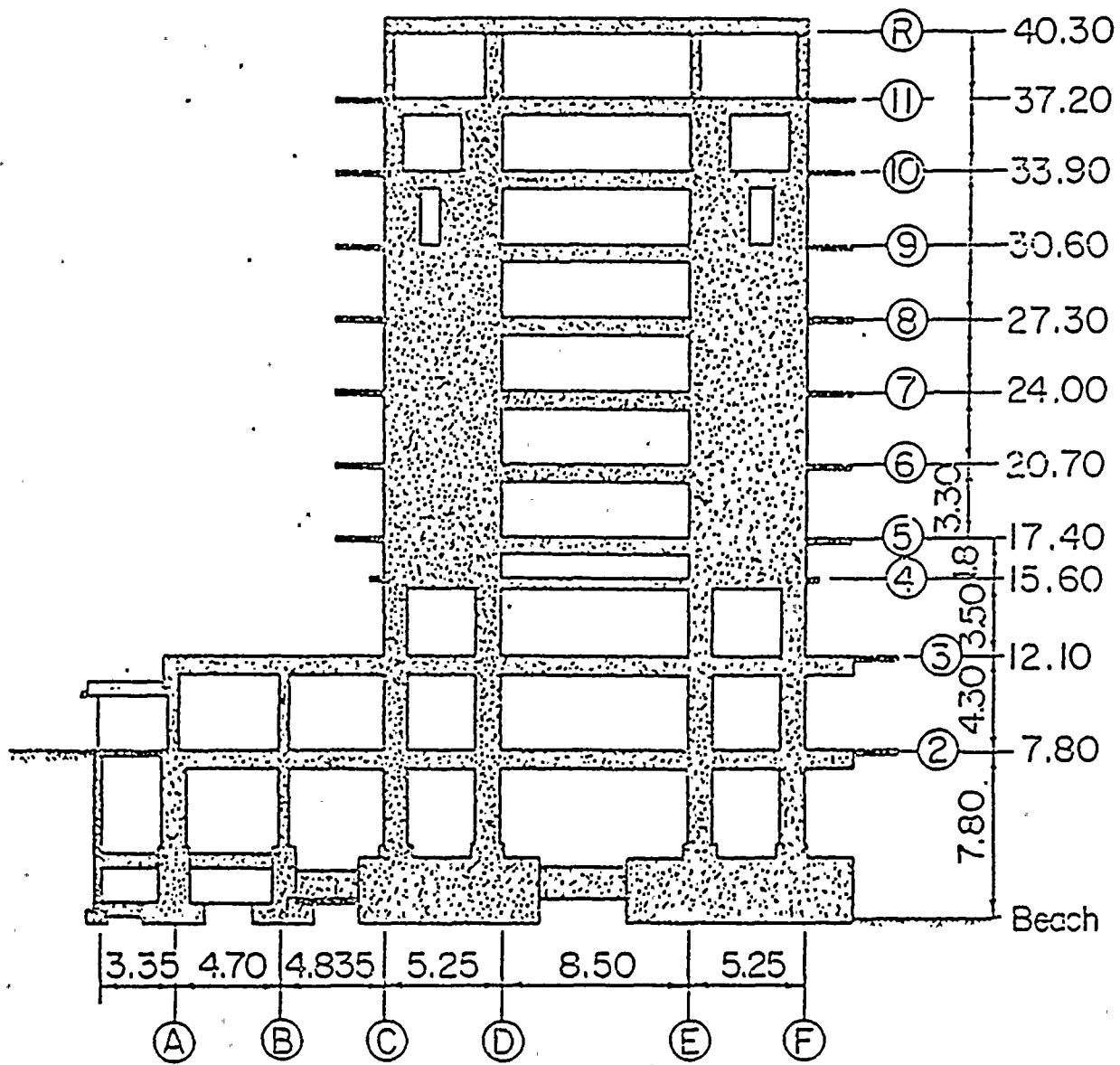


FIG. 7.5 SECTION, THE MACUTO-SHERATON
(East Elevation)




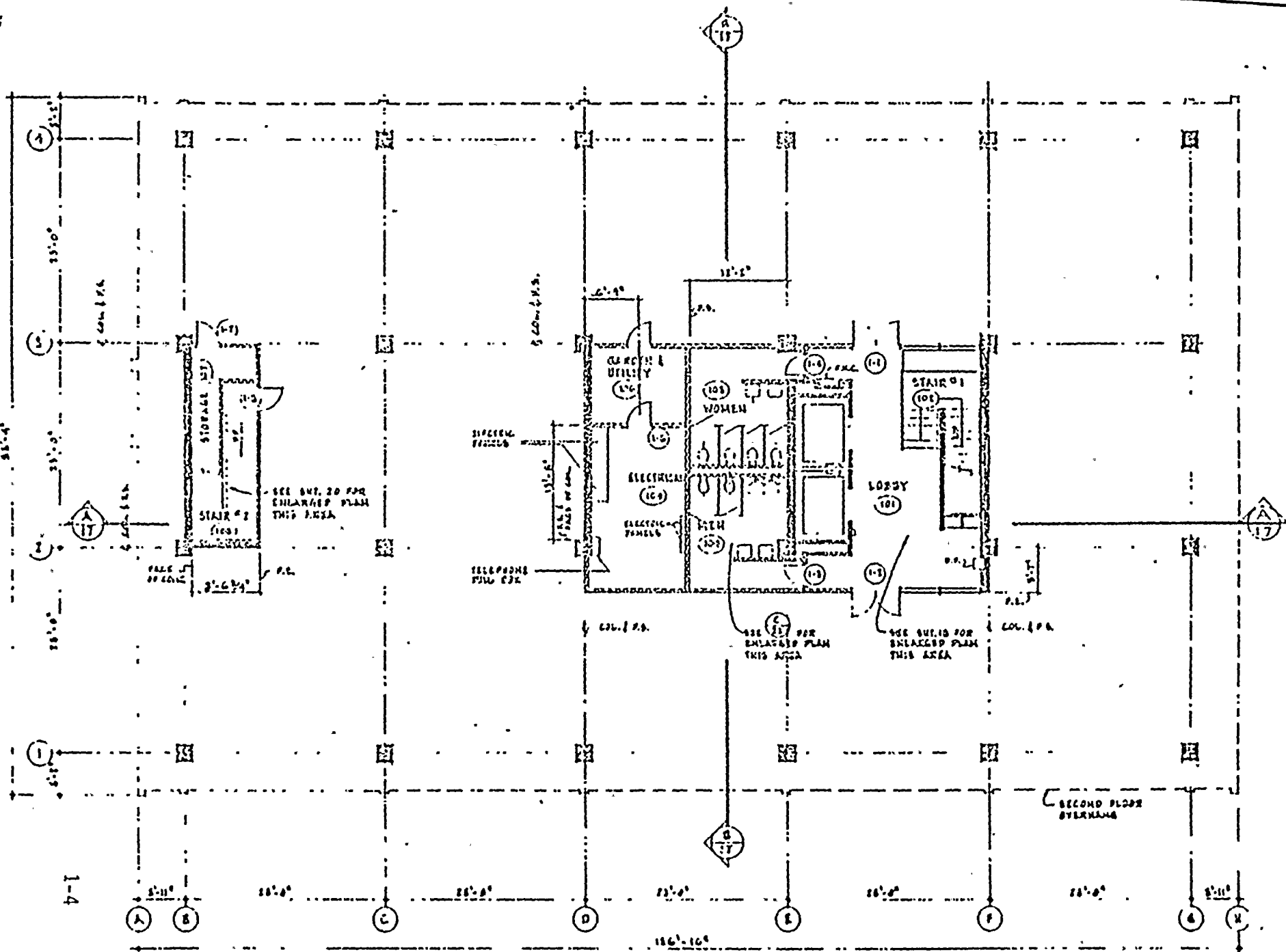


FIG. 4.11 EAST ELEVATION OF THE PALACE CORVIN BUILDING SHOWING THE WEST WING AND THE SERVICE CORE



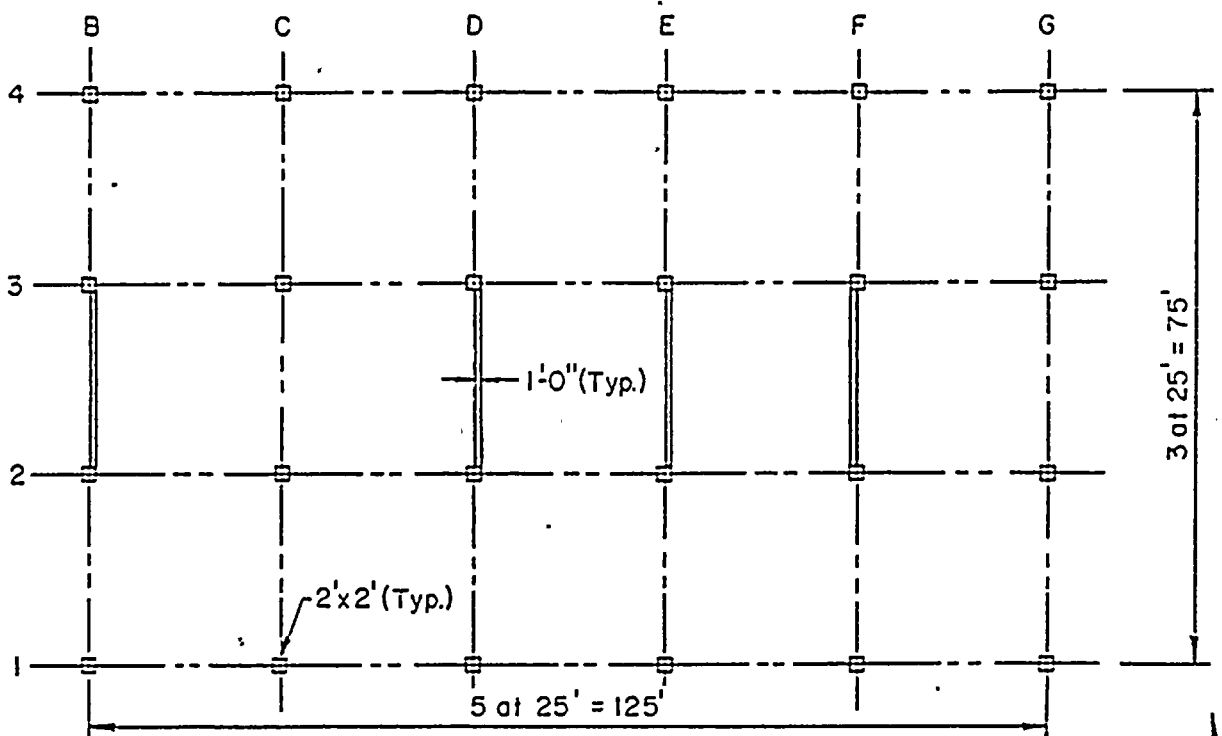


SERVICES BUILDING - GROUND FLOOR PLAN

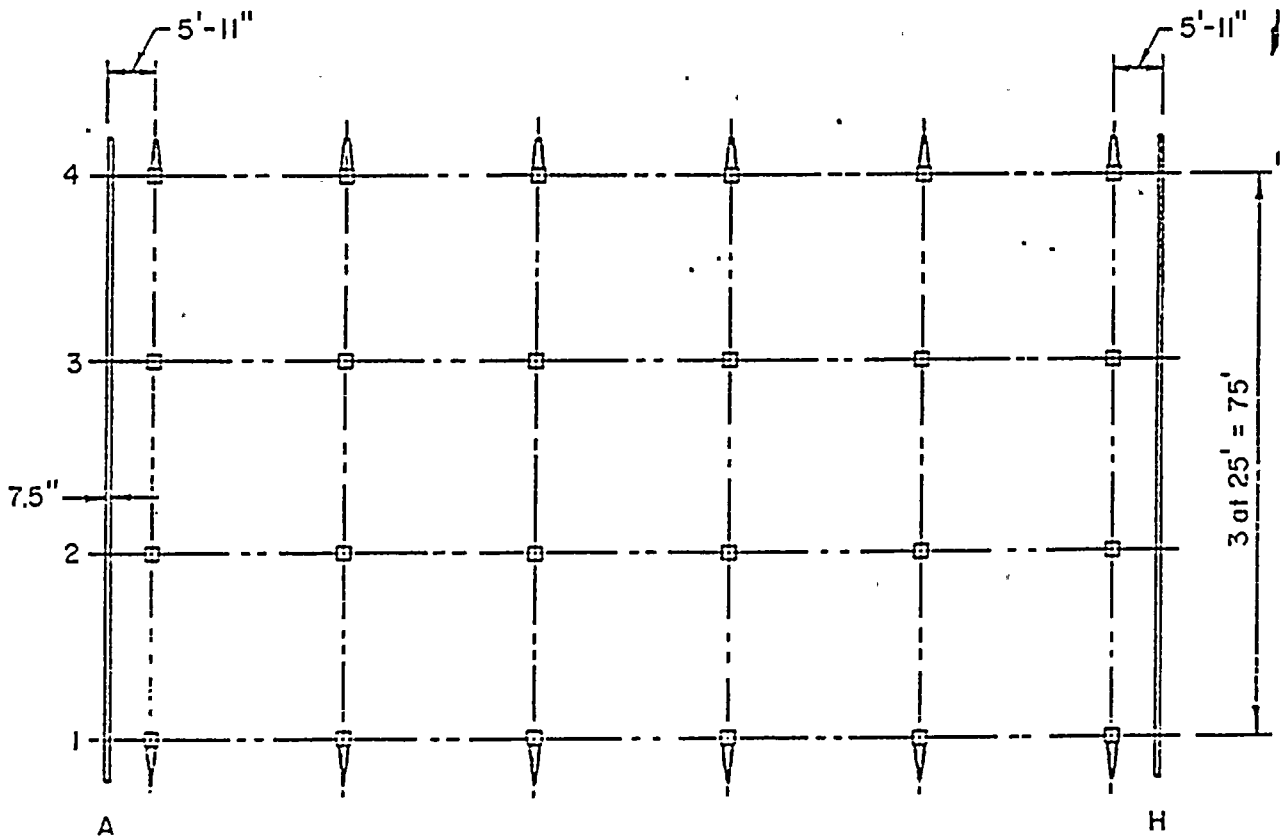
SCALE 1/8" = 1'-0"







Horizontal Section of Level One



Typical Horizontal Section

FIG. 1 PLAN DIMENSIONS OF CALIFORNIA IMPERIAL COUNTY SERVICES BUILDING

