

CATEGORY 1

REGULATORY INFORMATION DISTRIBUTION SYSTEM (RIDS)

ACCESSION NBR: 9904300140 DOC.DATE: 99/04/21 NOTARIZED: NO DOCKET #
FACIL: 50-220 Nine Mile Point Nuclear Station, Unit 1, Niagara Powe 05000220
AUTH.NAME AUTHOR AFFILIATION
ABBOTT, R.B. Niagara Mohawk Power Corp.
RECIP.NAME RECIPIENT AFFILIATION
 Records Management Branch (Document Control Desk)

SUBJECT: Forwards NMP, Unit 1 six-month torus wall ultrasonic test results for six bays with average wall thickness closet to 0.431 inches min wall thickness.

DISTRIBUTION CODE: A001D COPIES RECEIVED: LTR 1 ENCL 1 SIZE: 4
TITLE: OR Submittal: General Distribution

NOTES:


	RECIPIENT		COPIES		RECIPIENT		COPIES	
	ID	CODE/NAME	LTR	ENCL	ID	CODE/NAME	LTR	ENCL
	LPD1-1	LA	1	1	LPD1-1	PD	1	1
		HOOD, D	1	1				
INTERNAL:	ACRS		1	1	FILE CENTER 01		1	1
	NRR/DE/EMCB		1	1	NRR/DE/EMEB		1	1
	NRR/DSSA/SPLB		1	1	NRR/DSSA/SRXB		1	1
	NRR/SPSB	JUNG, I	1	1	NUDOCS-ABSTRACT		1	1
	OGC/HDS3		1	0				
EXTERNAL:	NOAC		1	1	NRC PDR		1	1

NOTE TO ALL "RIDS" RECIPIENTS:
PLEASE HELP US TO REDUCE WASTE. TO HAVE YOUR NAME OR ORGANIZATION REMOVED FROM DISTRIBUTION LISTS OR REDUCE THE NUMBER OF COPIES RECEIVED BY YOU OR YOUR ORGANIZATION, CONTACT THE DOCUMENT CONTROL DESK (DCD) ON EXTENSION 415-2083

TOTAL NUMBER OF COPIES REQUIRED: LTR 14 ENCL 13

C
A
T
E
G
O
R
Y
1

D
O
C
U
M
E
N
T





Richard B. Abbott
Vice President
Nuclear Engineering

Phone: 315.349.1812
Fax: 315.349.4417

April 21, 1999
NMP1L 1425

U. S. Nuclear Regulatory Commission
Attn: Document Control Desk
Washington, DC 20555

RE: Nine Mile Point Unit 1
Docket No. 50-220
DPR-63
TAC No. M80214

Subject: Six-Month Torus Wall Ultrasonic Test Results

Gentlemen:

In accordance with the Nuclear Regulatory Commission's Safety Evaluation of August 11, 1994, and Niagara Mohawk Power Corporation's letter of September 14, 1994 (NMP1L 0861), attached are the Nine Mile Point Unit 1 (NMP1) six-month torus wall ultrasonic test results for the six bays with average wall thicknesses closest to the 0.431 inches minimum wall thickness. These tests were conducted in February 1999. Based on the test results, the NMP1 torus remains in conformance with the Safety Evaluation requirements, in that the smallest average thickness (with calibration adjustment applied) is 0.451 inches, which is greater than 0.431 inches.

1/1

Very truly yours,

AW1

Richard B. Abbott
Vice President - Nuclear Engineering


RBA/IAA/kap
Attachment

300037

xc: Mr. H. J. Miller, NRC Regional Administrator, Region I
Mr. S. S. Bajwa, Director, Project Directorate I-1, NRR
Mr. G. K. Hunegs, Senior Resident Inspector
Mr. D. S. Hood, Senior Project Manager, NRR

Records Management

9904300140 990421
PDR ADOCK 05000220
P PDR



**NINE MILE POINT UNIT 1
TORUS WALL THICKNESS MEASUREMENTS**

BAY NO. (LOC.)	MEASUREMENT INTERVAL	* AVERAGE THICKNESS (t) w/CALIBRATION	STANDARD DEVIATION
6 - Outside	August 1989	0.457	0.0011
	February 1990	0.460	0.0015
	August 1990	0.455	0.0014
	March 1991	0.456	0.0022
	September/October 1991	0.461	0.0018
	January/February 1992	0.457	0.0016
	September 1992	0.458	0.0017
	February 1993	0.462	0.0018
	August 1993	0.459	0.0019
	February 1994	0.454	0.0013
	August 1994	0.455	0.0014
	January 1995	0.455	0.0014
	July 1995	0.455	0.0017
	January 1996	0.456	0.0016
	July 1996	0.457	0.0017
	January 1997	0.456	0.0016
	July 1997	0.456	0.0018
February 1998	0.456	0.0019	
August 1998	0.455	0.0020	
February 1999	0.456	0.0020	
7 - Outside	August 1989	0.462	0.0019
	February 1993	0.459	0.0017
	August 1993	0.459	0.0017
	February 1994	0.454	0.0017
	August 1994	0.458	0.0015
	January 1995	0.455	0.0013
	July 1995	0.457	0.0015
	January 1996	0.456	0.0016
	July 1996	0.457	0.0022
	January 1997	0.457	0.0019
	July 1997	0.458	0.0023
	February 1998	0.458	0.0020
	August 1998	0.458	0.0019
February 1999	0.456	0.0023	

Note: All values in inches.

* Average of 65 measurements over a 1' x 3' grid




**NINE MILE POINT UNIT 1
TORUS WALL THICKNESS MEASUREMENTS**

BAY NO. (LOC.)	MEASUREMENT INTERVAL	* AVERAGE THICKNESS (t) w/CALIBRATION	STANDARD DEVIATION
8 - Outside	August 1989	0.459	0.0025
	September 1992	0.456	0.0031
	February 1993	0.456	0.0021
	August 1993	0.457	0.0032
	February 1994	0.453	0.0028
	August 1994	0.452	0.0025
	January 1995	0.452	0.0023
	July 1995	0.452	0.0022
	January 1996	0.453	0.0024
	July 1996	0.453	0.0026
	January 1997	0.452	0.0026
	July 1997	0.453	0.0030
	February 1998	0.453	0.0028
	August 1998	0.452	0.0024
February 1999	0.452	0.0027	
17 - Inside	August 1989	0.456	0.0026
	February 1990	0.455	0.0014
	August 1990	0.456	0.0016
	March 1991	0.457	0.0008
	September/October 1991	0.458	0.0015
	January/February 1992	0.457	0.0020
	September 1992	0.457	0.0015
	February 1993	0.455	0.0018
	August 1993	0.455	0.0019
	February 1994	0.455	0.0020
	August 1994	0.454	0.0018
	January 1995	0.454	0.0016
	July 1995	0.454	0.0020
	January 1996	0.456	0.0020
	July 1996	0.457	0.0021
	January 1997	0.458	0.0018
July 1997	0.457	0.0020	
February 1998	0.456	0.0019	
August 1998	0.456	0.0021	
February 1999	0.451	0.0017	

Note: All values in inches.

* Average of 65 measurements over a 1' x 3' grid



NINE MILE POINT UNIT 1
TORUS WALL THICKNESS MEASUREMENTS

BAY NO. (LOC.)	MEASUREMENT INTERVAL	* AVERAGE THICKNESS (t) w/CALIBRATION	STANDARD DEVIATION
17 - Outside	August 1989	0.454	0.0020
	February 1990	0.453	0.0021
	August 1990	0.455	0.0017
	March 1991	0.453	0.0010
	September/October 1991	0.456	0.0018
	January/February 1992	0.455	0.0019
	September 1992	0.456	0.0017
	February 1993	0.451	0.0017
	August 1993	0.451	0.0016
	February 1994	0.453	0.0015
	August 1994	0.452	0.0015
	January 1995	0.453	0.0013
	July 1995	0.452	0.0018
	January 1996	0.452	0.0016
	July 1996	0.457	0.0020
	January 1997	0.456	0.0020
	July 1997	0.455	0.0023
20 - Outside	February 1998	0.454	0.0018
	August 1998	0.453	0.0015
	February 1999	0.452	0.0019
	August 1989	0.456	0.0018
	February 1990	0.457	0.0022
	August 1990	0.456	0.0020
	March 1991	0.456	0.0023
	September/October 1991	0.458	0.0022
	January/February 1992	0.457	0.0021
	September 1992	0.454	0.0021
	February 1993	0.454	0.0018
	August 1993	0.453	0.0025
	February 1994	0.455	0.0021
	August 1994	0.454	0.0025
	January 1995	0.455	0.0017
	July 1995	0.456	0.0028
	January 1996	0.460	0.0024
July 1996	0.460	0.0020	
January 1997	0.458	0.0019	
20 - Outside	July 1997	0.457	0.0021
	February 1998	0.456	0.0020
	August 1998	0.455	0.0020
	February 1999	0.455	0.0024

Note: All values in inches.

* Average of 65 measurements over a 1' x 3' grid

100-100000

100-100000

