



UNITED STATES  
NUCLEAR REGULATORY COMMISSION  
WASHINGTON, D.C. 20555-0001

NIAGARA MOHAWK POWER CORPORATION

DOCKET NO. 50-220

NINE MILE POINT NUCLEAR STATION UNIT NO. 1

AMENDMENT TO FACILITY OPERATING LICENSE

Amendment No. 155  
License No. DPR-63

1. The Nuclear Regulatory Commission (the Commission) has found that:
  - A. The application for amendment by Niagara Mohawk Power Corporation (the licensee) dated February 1, 1995, complies with the standards and requirements of the Atomic Energy Act of 1954, as amended (the Act) and the Commission's rules and regulations set forth in 10 CFR Chapter I;
  - B. The facility will operate in conformity with the application, the provisions of the Act, and the rules and regulations of the Commission;
  - C. There is reasonable assurance (i) that the activities authorized by this amendment can be conducted without endangering the health and safety of the public, and (ii) that such activities will be conducted in compliance with the Commission's regulations;
  - D. The issuance of this amendment will not be inimical to the common defense and security or to the health and safety of the public; and
  - E. The issuance of this amendment is in accordance with 10 CFR Part 51 of the Commission's regulations and all applicable requirements have been satisfied.
2. Accordingly, the license is amended by changes to the Technical Specifications as indicated in the attachment to this license amendment, and paragraph 2.C.(2) of Facility Operating License No. DPR-63 is hereby amended to read as follows:

9510230026 951016  
PDR ADOCK 05000220  
P PDR



...

...

...

...

...

...

...

...

...

...


...

(2) Technical Specifications

The Technical Specifications contained in Appendices A and B, as revised through Amendment No. 155, are hereby incorporated in the license. The licensee shall operate the facility in accordance with the Technical Specifications.

3. This license amendment is effective as of the date of its issuance to be implemented within 30 days.

FOR THE NUCLEAR REGULATORY COMMISSION

  
Ledyard B. Marsh, Director  
Project Directorate I-1  
Division of Reactor Projects - I/II  
Office of Nuclear Reactor Regulation

Attachment:  
Changes to the Technical  
Specifications

Date of Issuance: October 16, 1995



4  
4  
4

ATTACHMENT TO LICENSE AMENDMENT

AMENDMENT NO. 155 TO FACILITY OPERATING LICENSE NO. DPR-63

DOCKET NO. 50-220

Revise Appendix A as follows:

Remove Pages

277  
278  
279  
281

Insert Pages

277  
278  
279  
281



•  
•  
•

•  
•

•

•

•

•

•

•

•

•

**LIMITING CONDITION FOR OPERATION**

**3.6.13 REMOTE SHUTDOWN PANELS**

Applicability:

Applies to the operating status of the remote shutdown panels.

Objective:

To assure the capability of the remote shutdown panels to provide 1) initiation of the emergency condensers independent of the main/auxiliary control room 2) control of the motor-operated steam supply valves independent of the main/auxiliary control room and 3) parameter monitoring outside the control room.

Specification:

- a. During power operation, the remote shutdown panels' Functions in Table 3.6.13-1 shall be operable.

**SURVEILLANCE REQUIREMENT**

**4.6.13 REMOTE SHUTDOWN PANELS**

Applicability:

Applies to the periodic testing requirements for the remote shutdown panels.

Objective:

To assure the capability of the remote shutdown panels to provide 1) initiation of the emergency condensers independent of the main/auxiliary control room 2) control of the motor-operated steam supply valves independent of the main/auxiliary control room and 3) parameter monitoring outside the control room.

Specification:

The remote shutdown panels surveillance shall be performed as indicated below:

- a. Each remote shutdown panel monitoring instrumentation channel shall be demonstrated operable by performance of the operations and frequencies shown in Table 4.6.13-1.
- b. During each major refueling outage
  - 1. Each remote shutdown panel shall be demonstrated to initiate the emergency condensers independent of the main/auxiliary control room.



1  
2  
3  
4  
5  
6  
7  
8  
9  
10  
11  
12  
13  
14  
15  
16  
17  
18  
19  
20  
21  
22  
23  
24  
25  
26  
27  
28  
29  
30  
31  
32  
33  
34  
35  
36  
37  
38  
39  
40  
41  
42  
43  
44  
45  
46  
47  
48  
49  
50  
51  
52  
53  
54  
55  
56  
57  
58  
59  
60  
61  
62  
63  
64  
65  
66  
67  
68  
69  
70  
71  
72  
73  
74  
75  
76  
77  
78  
79  
80  
81  
82  
83  
84  
85  
86  
87  
88  
89  
90  
91  
92  
93  
94  
95  
96  
97  
98  
99  
100



**LIMITING CONDITION FOR OPERATION**

- b. With the valve control Function inoperable, restore the required Function to operable status within 30 days.
- c. With one or more required monitoring instrument Functions inoperable, restore the required Function to operable status within 30 days or establish an alternate method of monitoring the parameter within 30 days and restore the required Function to operable status within 90 days.
- d. If the required action and associated completion time is not met, be in hot shutdown within the next 12 hours.

**SURVEILLANCE REQUIREMENT**

- 2. Each remote shutdown panel shall be demonstrated to open both the motor-operated steam valves.





TABLE 3.6.13-1

REMOTE SHUTDOWN PANELS FUNCTIONS

Limiting Condition for Operation

<u>FUNCTION</u>	<u>MINIMUM NUMBER OF OPERABLE CHANNELS PER FUNCTION</u>
Reactor Pressure	1
Reactor Water Level	1
Reactor Water Temperature	1
Torus Water Temperature	1
Drywell Pressure	1
Emergency Condenser Water Level	1
Drywell Temperature	1
"All Rods In" Light	1
Emergency Condenser Condensate Return Valve and Motor-Operated Steam Supply Valves Control on the Same Panel	1



## **BASES FOR 3.6.13 AND 4.6.13 REMOTE SHUTDOWN PANELS**

---

The remote shutdown panels provide 1) manual initiation of the emergency condensers 2) manual control of the steam supply valves and 3) parameters monitoring independent of the main/auxiliary control room. Two panels are provided, each located in a separate fire area, for added redundancy. Both panels are also in separate fire areas from the main/auxiliary control room. One channel of each Function provides the necessary capabilities consistent with 10CFR50 Appendix R. Therefore, only one channel of either remote shutdown panel monitoring instrument or control is required to be operable. The electrical design of the panels is such that no single fire can cause loss of both emergency condensers.

Each remote shutdown panel is provided with controls for one emergency condenser loop. The emergency condensers are designed such that automatic initiation is independently assured in the event of a fire 1) in the Reactor Building (principle relay logic located in the auxiliary control room or 2) in the main/auxiliary control room or Turbine Building (redundant relay logic located in the Reactor Building). Each remote shutdown panel also has controls to operate the two motor-operated steam supply valves on its respective emergency condenser loop. A key operated bypass switch is provided to override the automatic isolation signal to these valves. Once the bypass switch is activated, the steam supply valves can be manually controlled from the remote shutdown panels. Since automatic initiation of the emergency condenser is assured, the remote shutdown panels serve as additional manual controlling stations for the emergency condensers. In addition, certain parameters are monitored at each remote shutdown panel.

The remote shutdown panels are normally de-energized, except for the monitoring instrumentation, which is normally energized. To energize the remaining functions on a remote shutdown panel, a power switch located on each panel must be activated. Once the panels are completely energized, the emergency condenser condensate return valve and steam supply valve controls can be utilized.

