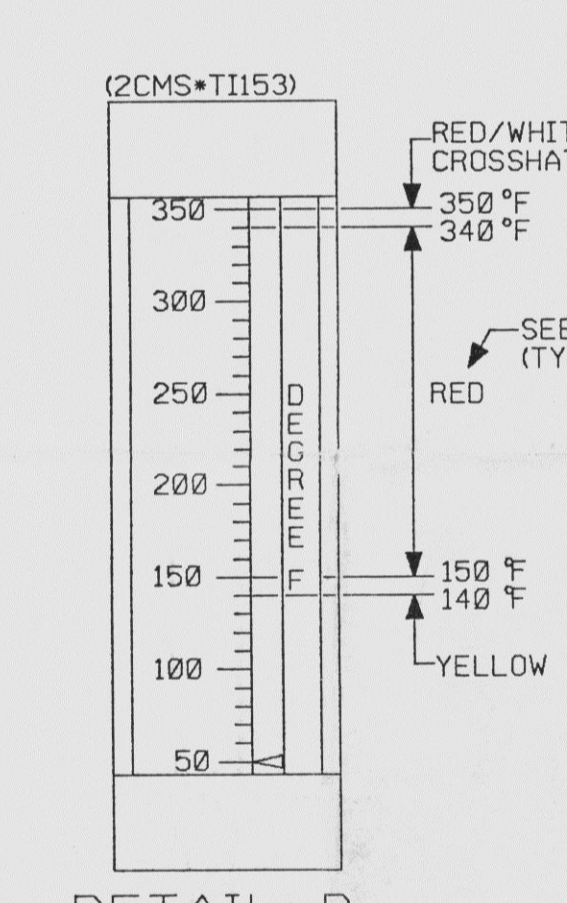
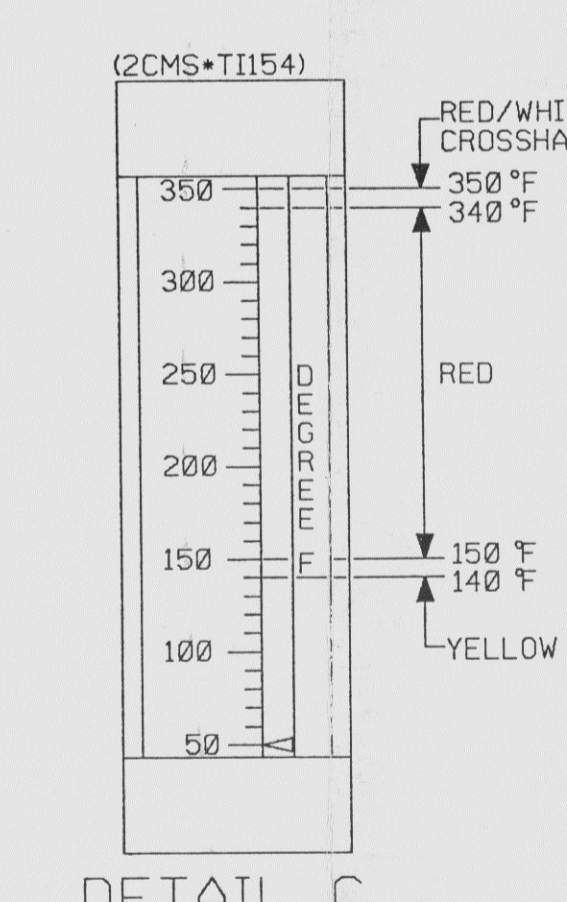


DETAIL 'A'  
TYPICAL FOR ALL SWITCHES  
UNLESS OTHERWISE SPECIFIED  
SCALE: NONE

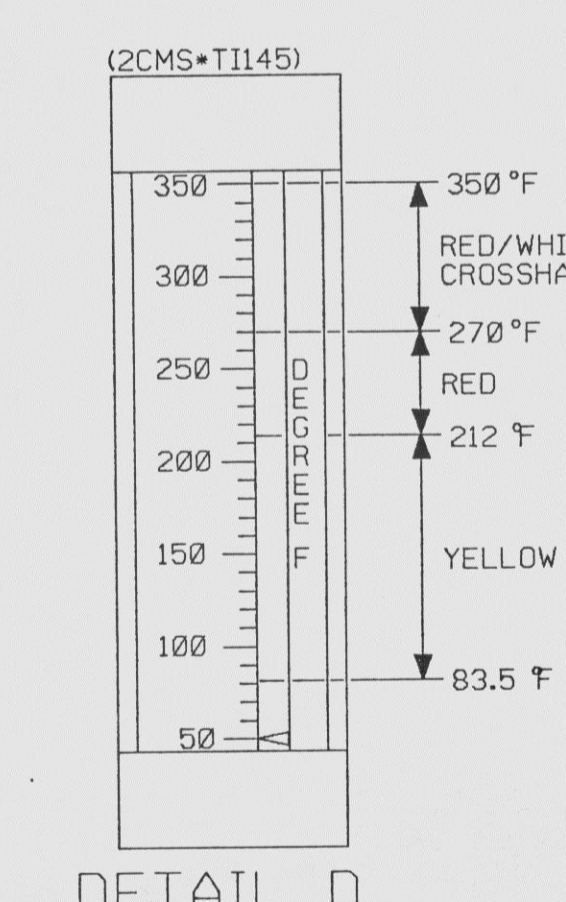
- NOTES:
1. UNOCCUPIED PANEL AREA (TYPICAL AS SHOWN) THAT CAN BE USED FOR ADDITION OF COMPONENTS MUST BE KEPT CLEAR OF WIRING, STIFFENERS, ETC. ROUTING OF WIRING TO BE SUCH THAT ADDITION OF COMPONENTS CAN BE DONE WITH MINIMUM OF REWORK.
  2. SEE EQUIP LIST ESK-4CEC123.
  3. PROVIDE ACCESS DOORS PER G.E. SPEC NO. 22A2877.
  4. ITEMS NOT SHOWN IN FRONT VIEW ARRANGEMENT, THAT ARE LISTED IN EQUIPMENT LIST ARE TO BE MOUNTED INSIDE CABINET IN RESPECTIVE BAYS.
  5. TRIM SEPARATOR TO BE ADDED TO FRONT OF PANEL AS SHOWN.
  6. DOTTED LINE INDICATES LOCATION OF BARRIER THAT IS TO BE PROVIDED IN REAR OF PANEL.
  7. SCALE: NONE.
  8. ALL DIMENSIONS ARE IN INCHES, UNLESS OTHERWISE SPECIFIED.
  9. CABINET DEPTH, 36\"/>



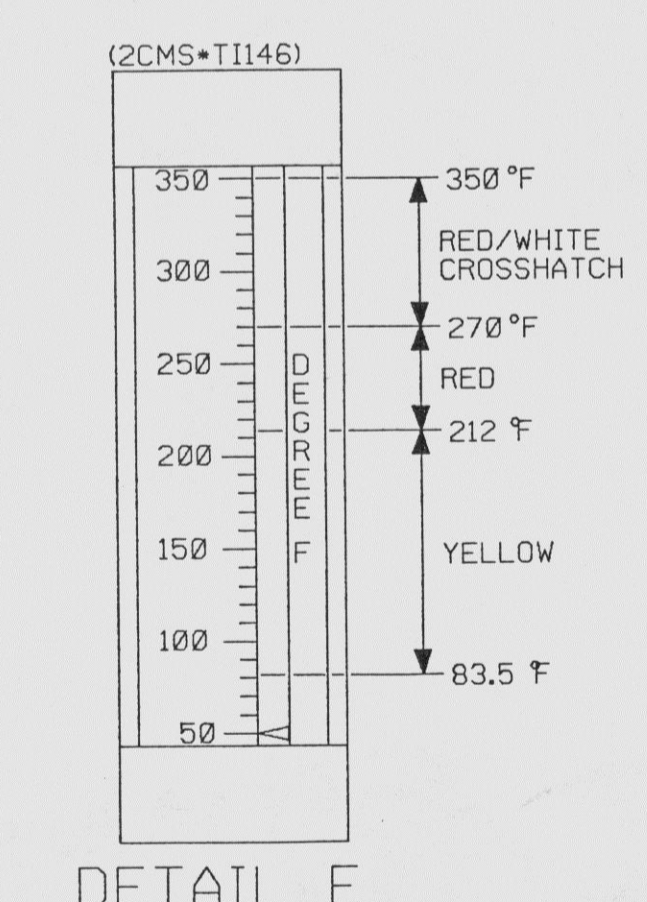
DETAIL B



DETAIL C



DETAIL D



DETAIL E

9305040098 E  
07-91

SI  
APERTURE  
CARD

NUCLEAR SAFETY RELATED &  
NUCLEAR NON-SAFETY RELATED

NIAGARA MOHAWK  
NINE MILE POINT  
NUCLEAR STATION - UNIT 2  
SCRIBA, N.Y.

ARRANGEMENT  
PRIMARY CONTAINMENT PURGE  
DIV II  
2CEC\*PNL875  
ESK-4CEC23

NO	DATE	BY	MF	DESCRIPTION	CK	APP
10				REVISED PER ECN CEC851, AND ECN S 2E00128A, 2E00271, 2E0046B, 2E00435, AND 2E00496.		

9305040098