ESK-4CEC22

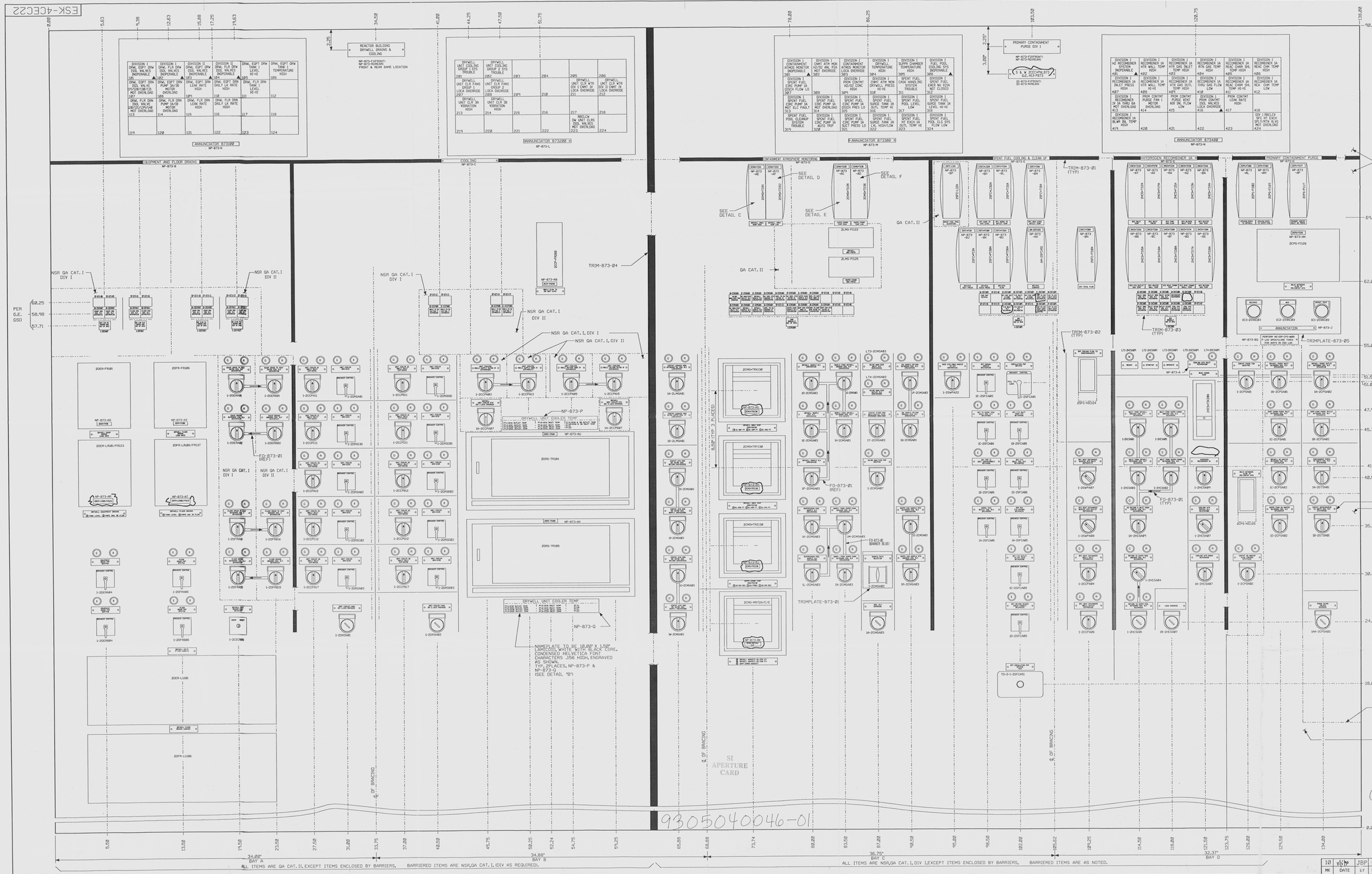

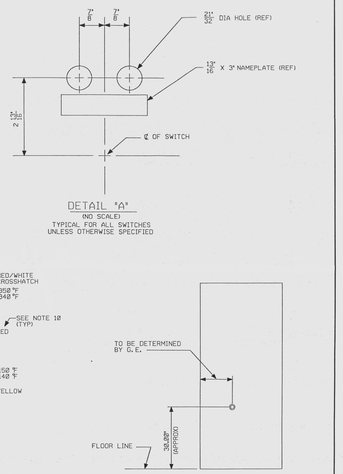

NOTES:

1. UNOCCUPIED PANEL AREA (TYPICAL AS SHOWN) THAT CAN BE USED FOR ADDITION OF COMPONENTS MUST BE KEPT CLEAR OF WIRING, UNITS OR POINTER, RED AND YELLOW COLOR BANDS TO BE SUCH THAT ADDITION OF COMPONENTS CAN BE DONE WITH MINIMUM OF REWORK.
2. SEE EQUIPMENT LIST ESK-4CEC122.
3. PROVIDE ACCESS DOORS PER G.E.SPEC NO.22A2877.
4. UNLESS OTHERWISE SPECIFIEDALL DIMENSIONS ARE IN INCHES.
5. TRIM SEPARATOR TO BE ADDED TO FRONT OF PANELAS SHOWN.
6. DOTTED LINE INDICATES LOCATION OF BARRIER THAT IS TO BE PROVIDED IN REAR OF PANEL.
7. SCALEONE
8. CABINET DEPTH 36" REF.
9. THIS AREA TO BE BARRIERED IN REAR OF PANEL BEHIND TRIM SEPARATOR OUTLINE AS SHOWN.
10. COLOR BANDING:
    ZONE BANDS WILL BE APPLIED ON THE GRADUATION PORTION OF THE METER SCALES AND WILL NOT OBSCURE THE NUMERALS, UNITS OR POINTER.RED AND YELLOW COLOR BANDS ARE TO BE MADE OF TRANSPARENT TAPE; 1/8 INCH WIDE.RED-WHITE CROSS HATCH BAND IS TO BE TRANSPARENT TAPE;1/8 INCH WIDE.
11. FOR ALL PANEL ENTRIES,NAMEPLATES WILL BE SUPPLIED IN ACCORDANCE WITH ESK-2AC FIGURE XXX1-A ENGRAVING TO CONTACT GSS PRIOR TO PANEL ENTRY

REFERENCE DRAWINGS:

CONTROL ROOM ARRGT, DWG NO.12177-EE-27A
COMMUNICATIONS PLAN, DWG NO.12177-EE-88C

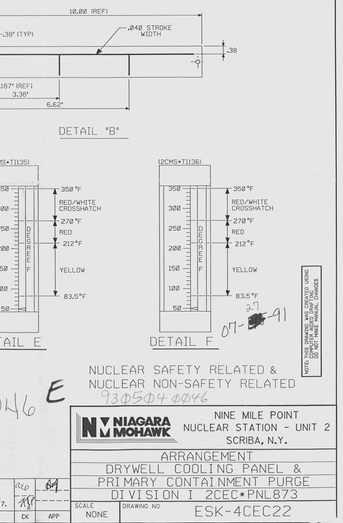

NOTE: THIS DRAWING WAS CREATED USING CONTACT MAKE PANEL DRAWINGS

NUCLEAR SAFETY RELATED &
NUCLEAR NON-SAFETY RELATED

9305040046 E

10	01/07/91	JBP		REVISED PER ECN'S CEC830, CEC831 AND CEC859 AND ECC-S 2CEN01294,2CEN0396 AND 2CEN0517.					
MK	DATE	LT	MF	DESCRIPTION	CK	APP			

NIAGARA MOHAWK

NINE MILE POINT
NUCLEAR STATION - UNIT 2
SCRIBA, N.Y.

ARRANGEMENT
DRYWELL COOLING PANEL &
PRIMARY CONTAINMENT PURGE
DIVISION I 2CEC*PNL873

SCALE NONE | DRAWING NO. ESK-4CEC22