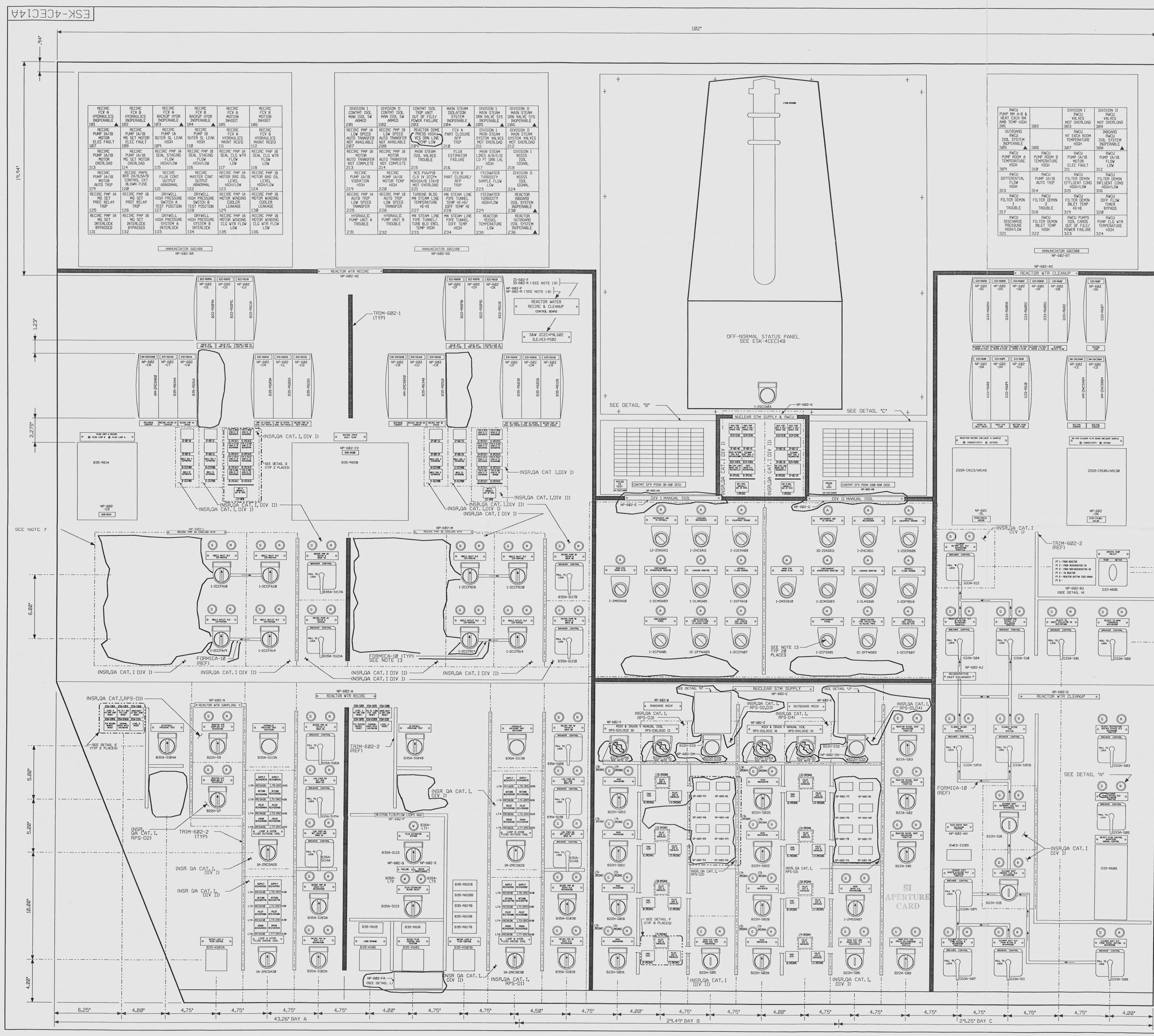

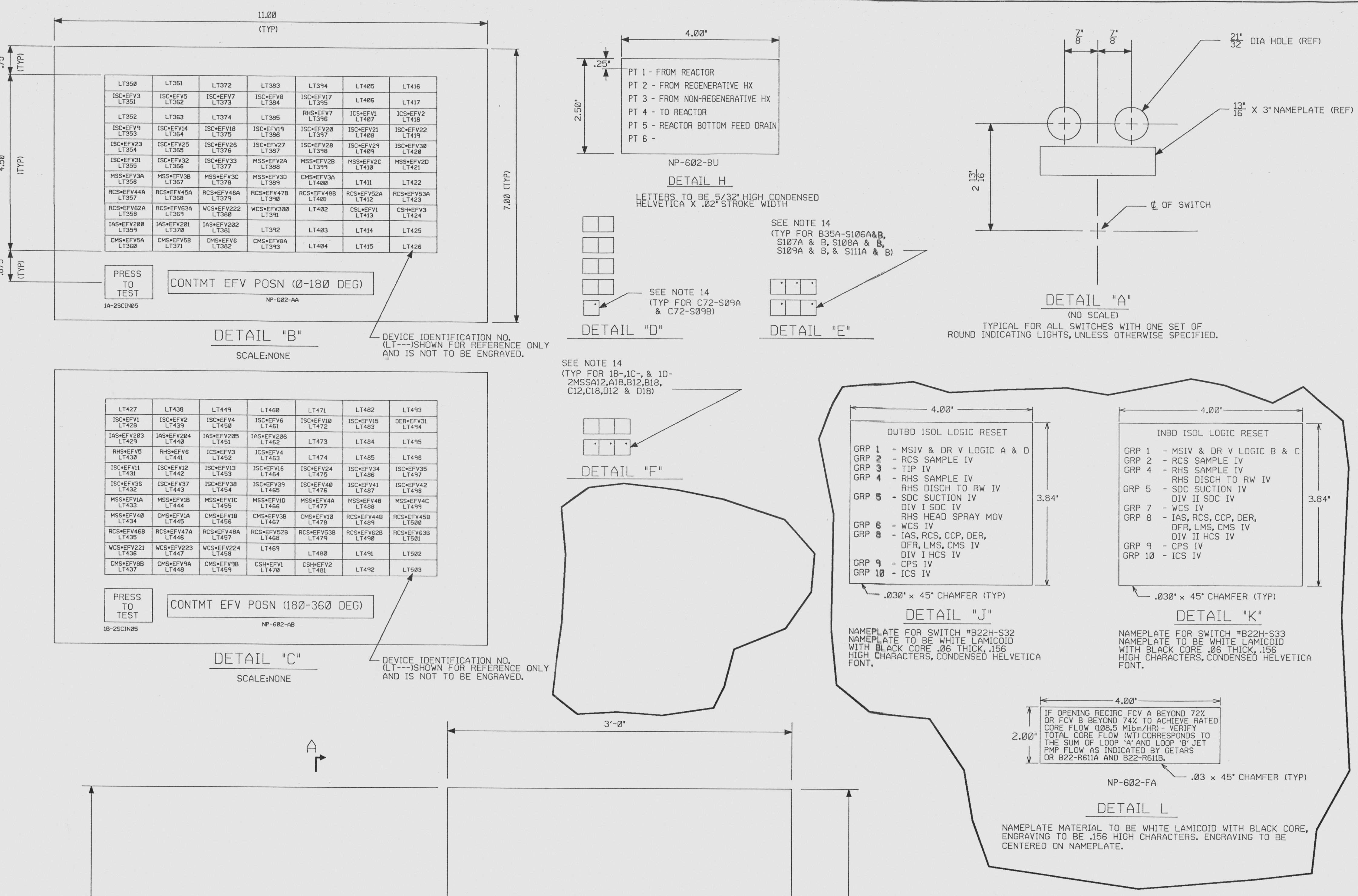

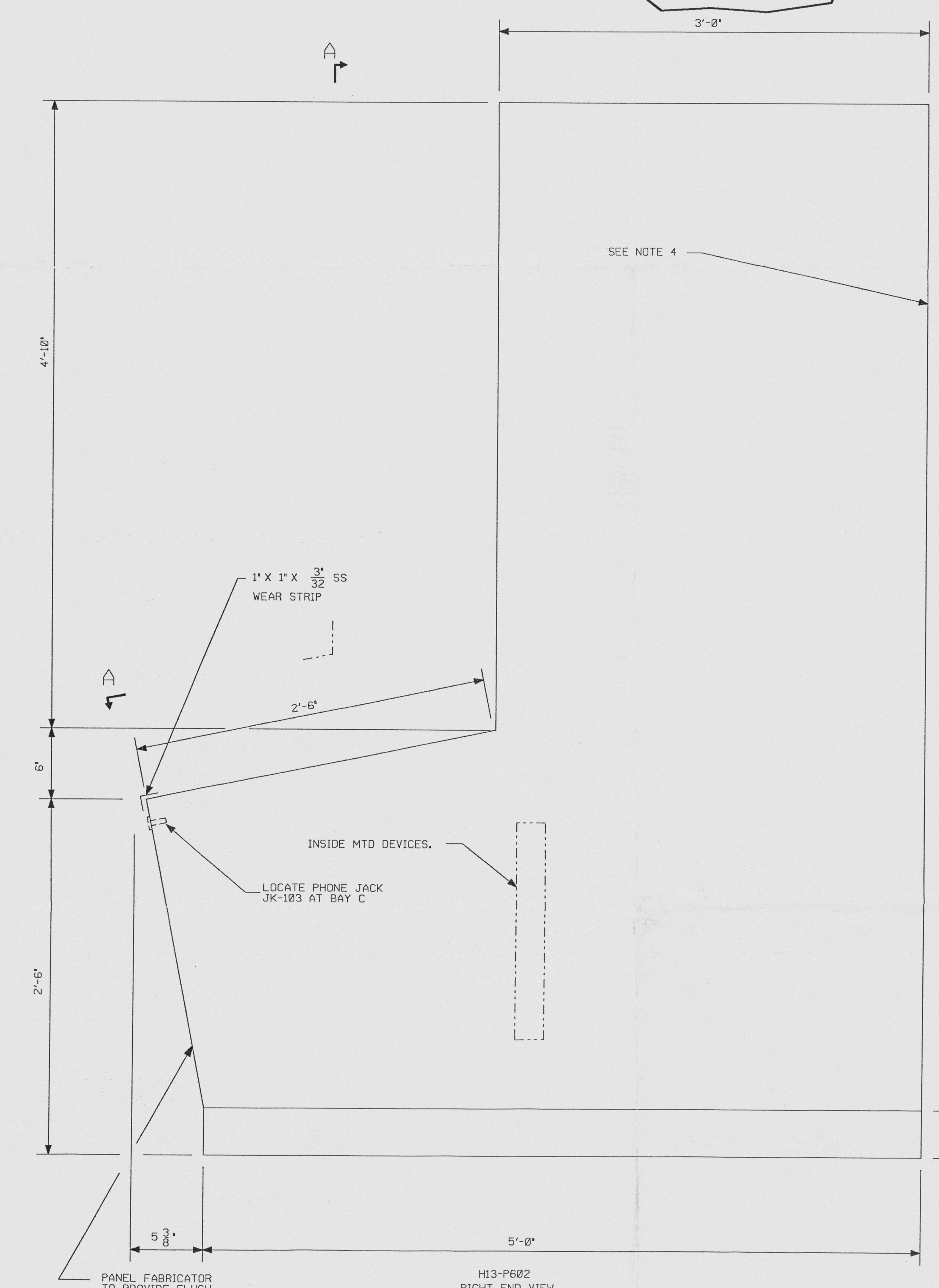

NOTES:

1. SCALE: NONE.
2. UNOCCUPIED PANEL AREA (TYPICAL AS SHOWN) THAT CAN BE USED FOR ADDITION OF COMPONENTS MUST BE KEPT CLEAR OF WIRING STIFFENERS,ETC. ROUTING OF WIRING TO BE SUCH THAT ADDITION OF COMPONENTS CAN BE DONE WITH MINIMUM OF REWORK.
3. SEE B/M ESK-4CEC114.
4. PROVIDE ACCESS DOORS PER G.E. SPEC NO.22A2877.
5. UNLESS OTHERWISE SPECIFIED, ALL DIMENSIONS SHOWN ARE IN INCHES.
6. TRIM SEPARATORS TO BE ADDED TO FRONT OF PANELS, AS SHOWN.
7. DOTTED LINE INDICATES LOCATION OF BARRIER THAT IS TO BE PROVIDED IN REAR OF PANEL.
8. THIS AREA TO BE BARRIERED IN REAR OF PNL, BEHIND TRIM SEPARATOR OUTLINE AS SHOWN.
9. FOR MIMIC AND MIMIC COMPONENTS SEE ESK-4CEC14B.
10. NOT APPLICABLE.
11. NP-602-Y AND NP-602-Z ARE TO BE ENGRAVED AS SHOWN ON THIS DWG.
12. MIMIC TO BE .25 WIDE, LENGTH AS REQUIRED. ARROWS ARE TO BE MARKED AS SHOWN (INDICATE DIRECTION OF FLOW), AND INSTALLED WITH DOUBLE-BACKED ADHESIVE TAPE.
13. FIELD IS TO ENGRAVE A WHITE LINE ON THE FOLLOWING PUSHBUTTONS: 1J-2IASA11,1G-2IASB11,1-2HCSA11 & B11,1-2DERA08 & B08, 1-2MSSA10 & B10,1-2CMSA03 & B03,1-2LMSA01 & B01, 1-2DFRA18 & B18,1-2CPSA01 & B01,1C-2FPWA03 & B03, 1-2CCPA07 & B07, B22H-S25A, B, C, D LINE IS TO BE .06" WIDE (MAX) AND IS TO CORRESPOND WITH THE RED LINE PRESENTLY ENGRAVED ON SWITCH COLLAR.
14. [·] DENOTES MASTER SPECIALTIES SWITCH-LIGHT UNIT WHICH IS A PUSHBUTTON/LEGEND INDICATOR LIGHT. A BLACK DOT, .07 DIA MAX, WILL BE ENGRAVED ON THE UPPER RIGHT HAND CORNER OF ALL PUSHBUTTONS THUS SHOWN TO DISTINGUISH THEM FROM LEGEND INDICATORS.
15. FOR ALL PANEL ENTRIES, NAMEPLATES WILL BE SUPPLIED IN ACCORDANCE WITH ESK-2M, FIGURE XXXI-A ENGRAVING TO BE 2 LINES AS FOLLOWS:
    CONTACT SSS
    PRIOR TO PANEL ENTRY
16. NP-602-R AND ID-602-R ARE TO BE FIELD LOCATED AT AVAILABLE SPACE ON THE TOP REAR CENTER OF PANEL.

REFERENCE DRAWINGS:

CONTROL ROOM ARRGT, DWG NO.12177-EE-27A
COMMUNICATIONS PLAN, DWG NO.12177-EE-80C

NOTE: THIS DRAWING WAS CREATED USING COMPUTER AIDED DRAFTING DO NOT MAKE MANUAL CHANGES

07-27-91

NUCLEAR SAFETY RELATED &
NUCLEAR NON-SAFETY RELATED

~~07-1?-91~~

MK	DATE	BY	MF	DESCRIPTION	CK	APP
15	2/17/91	CEM	M	REVISED PER EDC'S 2E00264B, 2E00319, 2E00545B, 2E0057?A, 2E00603, 2E00611, AND 2E10161A.	aeo / KJP	[signature]
14	11/5/90	JBP		REVISED PER ECN'S CEC811,CEC822 AND CEC830 AND EDC,S 2E00330, 2E00351,2E00597 AND 2E00602	AED / KJP	AKJ

NIAGARA MOHAWK

NINE MILE POINT
NUCLEAR STATION - UNIT 2
SCRIBA, N.Y.

ARRANGEMENT
REACTOR WATER CLEANUP &
RECIRC CONTROL BOARD
2CEC*PNL602

SCALE: NONE
DRAWING NO: ESK-4CEC14A

SI APERTURE CARD

9305040015-01

9305040015

9305040015 E