



UNITED STATES
NUCLEAR REGULATORY COMMISSION
WASHINGTON, D. C. 20555

NIAGARA MOHAWK POWER CORPORATION

DOCKET NO. 50-220

NINE MILE POINT NUCLEAR STATION, UNIT 1

AMENDMENT TO FACILITY OPERATING LICENSE

Amendment No. 111
License No. DPR-63

1. The Nuclear Regulatory Commission (the Commission) has found that:
 - A. The application for amendment by Niagara Mohawk Power Corporation (the licensee) dated May 4, 1988, complies with the standards and requirements of the Atomic Energy Act of 1954, as amended (the Act) and the Commission's rules and regulations set forth in 10 CFR Chapter I;
 - B. The facility will operate in conformity with the application, the provisions of the Act, and the rules and regulations of the Commission;
 - C. There is reasonable assurance (i) that the activities authorized by this amendment can be conducted without endangering the health and safety of the public, and (ii) that such activities will be conducted in compliance with the Commission's regulations;
 - D. The issuance of this amendment will not be inimical to the common defense and security or to the health and safety of the public; and
 - E. The issuance of this amendment is in accordance with 10 CFR Part 51 of the Commission's regulations and all applicable requirements have been satisfied.
2. Accordingly, the license is amended by changes to the Technical Specifications as indicated in the attachment to this license amendment, and paragraph 2.C.(2) of Facility Operating License No. DPR-63 is hereby amended to read as follows:

8912010111 891121
PDR ADOCK 05000220
P PNU



10
11
12
13
14
15
16
17
18
19
20
21
22
23
24
25
26
27
28
29
30
31
32
33
34
35
36
37
38
39
40
41
42
43
44
45
46
47
48
49
50
51
52
53
54
55
56
57
58
59
60
61
62
63
64
65
66
67
68
69
70
71
72
73
74
75
76
77
78
79
80
81
82
83
84
85
86
87
88
89
90
91
92
93
94
95
96
97
98
99
100

101
102
103
104
105
106
107
108
109
110
111
112
113
114
115
116
117
118
119
120
121
122
123
124
125
126
127
128
129
130
131
132
133
134
135
136
137
138
139
140
141
142
143
144
145
146
147
148
149
150
151
152
153
154
155
156
157
158
159
160
161
162
163
164
165
166
167
168
169
170
171
172
173
174
175
176
177
178
179
180
181
182
183
184
185
186
187
188
189
190
191
192
193
194
195
196
197
198
199
200

(2) Technical Specifications

The Technical Specifications contained in Appendices A and B, as revised through Amendment No. 111, are hereby incorporated in the license. The licensee shall operate the facility in accordance with the Technical Specifications.

3. This license amendment is effective as of the date of its issuance.

FOR THE NUCLEAR REGULATORY COMMISSION

Robert A. Capra

Robert A. Capra, Director
Project Directorate I-1
Division of Reactor Projects - I/II
Office of Nuclear Reactor Regulation

Attachment:
Changes to the Technical
Specifications

Date of Issuance: November 21, 1989



ATTACHMENT TO LICENSE AMENDMENT

AMENDMENT NO. 111 TO FACILITY OPERATING LICENSE NO. DPR-63

DOCKET NO. 50-220

Revise Appendix A as follows:

Remove Pages

195
196
217
221
223

Insert Pages


195
196
217
221
223



TABLE 4.6.2a (Cont'd)


INSTRUMENTATION THAT INITIATES SCRAMSurveillance Requirement

<u>Parameter</u>	<u>Sensor Check</u>	<u>Instrument Channel Test</u>	<u>Instrument Channel Calibration</u>
(8) Shutdown Position of Reactor Mode Switch	None	Once during each major refueling outage	None
(9) Neutron Flux			
(a) IRM			
(i) Upscale	(f)	(f)	(f)
(ii) Inoperative	(f)	(f)	(f)
(b) APRM			
(i) Upscale	None	Once/week	Once/week ^(m) , Once per 3 months
(ii) Inoperative	None	Once/week	None
(iii) Downscale	None	Once/week	Once/week ^(m) , Once per 3 months
(10) Turbine Stop Valve Closure	None	Once per 3 months	Once per operating cycle
(11) Generator Load Rejection	None	Once per month	Once per 3 months



NOTES FOR TABLES 3.6.2a and 4.6.2a

- (a) May be bypassed when necessary for containment inerting.
- (b) May be bypassed in the refuel and shutdown positions of the reactor mode switch with a keylock switch.
- (c) May be bypassed in the refuel and startup positions of the reactor mode switch when reactor pressure is less than 600 psi.
- (d) No more than one of the four IRM inputs to each trip system shall be bypassed.
- (e) No more than two C or D level LPRM inputs to an APRM shall be bypassed and only four LPRM inputs to an APRM shall be bypassed in order for the APRM to be considered operable. No more than one of the four APRM inputs to each trip system shall be bypassed provided that the APRM in the other instrument channel in the same core quadrant is not bypassed. A Travelling In-Core Probe (TIP) chamber may be used as a substitute APRM input if the TIP is positioned in close proximity to the failed LPRM it is replacing.
- (f) Calibrate prior to starting and normal shutdown and thereafter check once per shift and test once per week until no longer required.
- (g) IRM's are bypassed when APRM's are onscale. APRM downscale is bypassed when IRM's are onscale.
- (h) Each of the four isolation valves has two limit switches. Each limit switch provides input to one of two instrument channels in a single trip system.
- (i) May be bypassed when reactor power level is below 45%.
- (j) Trip upon loss of oil pressure to the acceleration relay.
- (k) May be bypassed when placing the reactor mode switch in the SHUTDOWN position and all control rods are fully inserted.
- (l) Only the trip circuit will be calibrated and tested at the frequencies specified in Table 4.6.2a, the primary sensor will be calibrated and tested once per operating cycle.
- (m) This calibration shall consist of the adjustment of the APRM channel to conform to the power values calculated by a heat balance during reactor operation when THERMAL POWER \geq 25% of RATED THERMAL POWER. Adjust the APRM channel if the absolute difference is greater than 2% of RATED THERMAL POWER. Any APRM channel gain adjustment made in compliance with Figure 2.1.1 shall not be included in determining the absolute difference.



.

.

.

TABLE 3.6.2g (cont'd)

INSTRUMENTATION THAT INITIATES CONTROL ROD WITHDRAWAL BLOCK

Limiting Condition for Operation

<u>Parameter</u>	<u>Minimum No. of Tripped or Operable Trip Systems</u>	<u>Minimum No. of Operable Instrument Channels Per Operable Trip System</u>	<u>Set Point</u>	<u>Reactor Mode Switch Position in Which Function Must Be Operable</u>			
				<u>Shutdown</u>	<u>Refuel</u>	<u>Startup</u>	<u>Run</u>
c. Downscale	2	3 (b)	\geq 5 percent of full scale for each scale	X	X		
d. Upscale	2	3 (b)	$<$ 88 percent of full scale for each scale	X	X		
(3) APRM							
a. Inoperative	2 (h)	3 (c)	--	X	X	X	
b. Upscale (Biased by Recirculation Flow)	2 (h)	3 (c)	Figure 2.1.1(h)	X	X	X	
c. Downscale	2 (h)	3 (c)	\geq 2 percent of full scale	(d)	(d)	X	

Amendment No. 111




TABLE 4.6.2g (Cont'd)

INSTRUMENTATION THAT INITIATES CONTROL ROD WITHDRAWAL BLOCKSurveillance Requirement

<u>Parameter</u>	<u>Sensor Check</u>	<u>Instrument Channel Test</u>	<u>Instrument Channel Calibration</u>
(3) APRM			
a. Inoperative	None	Once per month	None
b. Upscale (Biased by Recirculation Flow)	None	Once per month	Once per 3 months
c. Downscale	None	Once per month	Once per 3 months
(4) Recirculation Flow			
a. Comparator Off Normal	None	Once per month	Once per month
b. Flow Unit Inoperative	None	Once per month	Once per month
c. Flow Unit Upscale	None	Once per month	Once per month

Amendment No. 111



1
2
3
4
5
6
7
8
9
10
11
12
13
14
15
16
17
18
19
20
21
22
23
24
25
26
27
28
29
30
31
32
33
34
35
36
37
38
39
40
41
42
43
44
45
46
47
48
49
50
51
52
53
54
55
56
57
58
59
60
61
62
63
64
65
66
67
68
69
70
71
72
73
74
75
76
77
78
79
80
81
82
83
84
85
86
87
88
89
90
91
92
93
94
95
96
97
98
99
100

NOTES FOR TABLES 3.6.2g and 4.6.2g

- (a) No more than one of the four SRM inputs to the single trip system shall be bypassed.
- (b) No more than one of the four IRM inputs to each instrument channel shall be bypassed. These signals may be bypassed when the APRM's are onscale.
- (c) No more than one of the four APRM inputs to each instrument channel shall be bypassed provided that the APRM in the other instrument channel in the same core quadrant is not bypassed. No more than two C or D level LPRM inputs to an APRM shall be bypassed and only four LPRM inputs to only one APRM shall be bypassed in order for the APRM to be considered operable. In the Run mode of operation, bypass of two chambers from one radial core location in any one APRM shall cause that APRM to be considered inoperative. A Travelling In-Core Probe (TIP) chamber may be used as a substitute APRM input if the TIP is positioned in close proximity to the failed LPRM it is replacing. If one APRM in a quadrant is bypassed and meets all requirements for operability with the exception of the requirement of at least one operable chamber at each radial location, it may be returned to service and the other APRM in that quadrant may be removed from service for test and/or calibration only if no control rod is withdrawn during the calibration and/or test.
- (d) May be bypassed in the startup and refuel positions of the reactor mode switch when the IRM's are onscale.
- (e) This function may be bypassed when the count rate is ≥ 100 cps.
- (f) One sensor provides input to each of two instrument channels. Each instrument channel is in a separate trip system.
- (g) Calibrate prior to startup and normal shutdown and thereafter check once per shift and test once per week until no longer required.
- (h) The actuation of either or both trip systems will result in a rod block.

