

REGULATORY INFORMATION DISTRIBUTION SYSTEM (RIDS)

ACCESSION NBR: 8608250052 DDC DATE: 86/08/22 NOTARIZED: YES DOCKET #
 FACIL: 50-410 Nine Mile Point Nuclear Station, Unit 2, Niagara Moha 05000410
 AUTH. NAME AUTHOR AFFILIATION
 MANGAN, C. V. Niagara Mohawk Power Corp.
 RECIP. NAME RECIPIENT AFFILIATION
 ADENSAN, E. G. BWR Project Directorate 3

SUBJECT: Forwards addl info on control cable penetration protection,
 per 860815 request. Info will be incorporated into FSAR
 update as Figures B.3-8B in future amend. Affidavit encl.

DISTRIBUTION CODE: B001D COPIES RECEIVED: LTR 1 ENCL 1 SIZE: 8
 TITLE: Licensing Submittal: PSAR/FSAR Amdts & Related Correspondence

NOTES:

	RECIPIENT		COPIES			RECIPIENT		COPIES	
	ID CODE/NAME		LTR	ENCL		ID CODE/NAME		LTR	ENCL
	BWR EB		1	1	BWR EICSB		2	2	
	BWR FOB		1	1	BWR PD3 LA		1	1	
	BWR PD3 PD		1	1	HAUGHEY, M	01	2	2	
	BWR PSB		1	1	BWR RSB		1	1	
INTERNAL:	ACRS	41	6	6	ADM/LFMB		1	0	
	ELD/HDS3		1	0	IE FILE		1	1	
	IE/DEPER/EPB	36	1	1	IE/DQAVT/QAB 21		1	1	
	NRR BWR ADTS		1	0	NRR PWR-B ADTS		1	0	
	NRR ROE, M. L		1	1	NRR/DHFT/MTB		1	1	
	<u>REG FILE</u>	04	1	1	RGN1		3	3	
	RN/DDAMI/MIB		1	0					
EXTERNAL:	BNL (AMDTS ONLY)		1	1	DMB/DSS (AMDTS)		1	1	
	LPDR	03	1	1	NRC PDR	02	1	1	
	NSIC	05	1	1	PNL GRUEL, R		1	1	

TOTAL NUMBER OF COPIES REQUIRED: LTR 36 ENCL 31

1954

1954

1954

1954

1954

1954

1954

1954

1954

1954

August 22, 1986
(NMP2L 0842)

Ms. Elinor G. Adensam, Director
BWR Project Directorate No. 3
U.S. Nuclear Regulatory Commission
7920 Norfolk Avenue
Washington, DC 20555

Dear Ms. Adensam:

Re: Nine Mile Point Unit 2
Docket No. 50-410

This letter transmits the additional information on control cable penetration protection for Nine Mile Point Unit 2 requested by the NRC on August 15, 1986. This information will be incorporated into a subsequent Nine Mile Point Unit 2 Final Safety Analysis Report update as Figures 8.3-8B, Sheets 13a to 13f of 13 in a future amendment.

Very truly yours,

C. V. Mangan

C. V. Mangan
Senior Vice President

WHB/rla
1999G

xc: W. A. Cook, NRC Resident Inspector
Project File (2)

8608250052 860822
PDR ADOCK 05000410
A PDR

Boo
1/1



11

11

UNITED STATES OF AMERICA
NUCLEAR REGULATORY COMMISSION

In the Matter of)
Niagara Mohawk Power Corporation)
(Nine Mile Point Unit 2))

Docket No. 50-410

AFFIDAVIT

C. V. Mangan, being duly sworn, states that he is Senior Vice President of Niagara Mohawk Power Corporation; that he is authorized on the part of said Corporation to sign and file with the Nuclear Regulatory Commission the documents attached hereto; and that all such documents are true and correct to the best of his knowledge, information and belief.

C. Mangan

Subscribed and sworn to before me, a Notary Public in and for the State of New York and County of Onondaga, this 22nd day of August, 1986.

Christine Austin
Notary Public in and for
Onondaga County, New York

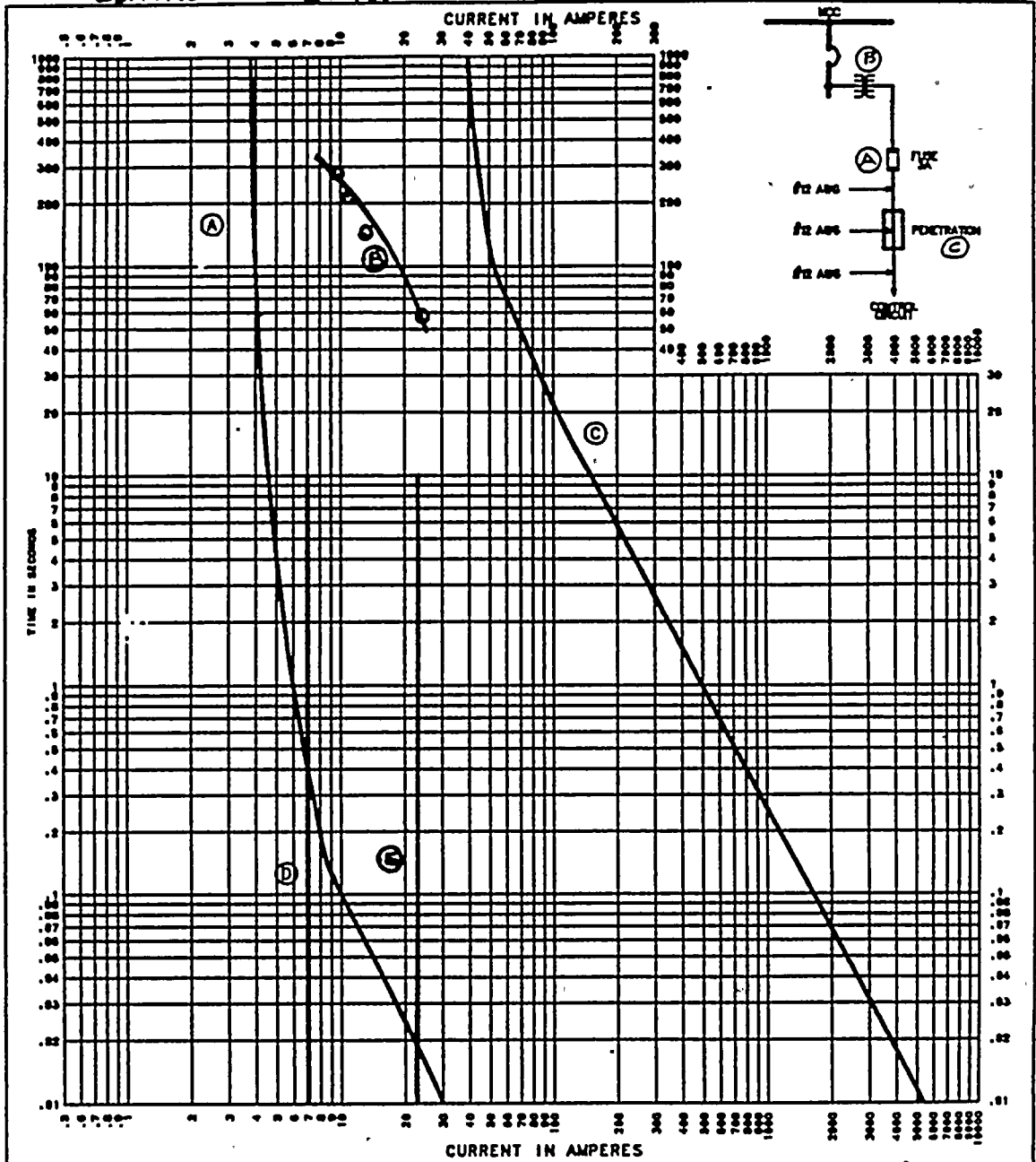
My Commission expires:

CHRISTINE AUSTIN
Notary Public in the State of New York
Qualified in Onondaga Co. No. 4787687
My Commission Expires March 30, 1987

RECEIVED
FEDERAL BUREAU OF INVESTIGATION
U. S. DEPARTMENT OF JUSTICE
WASHINGTON, D. C.

©

CONTROL CIRCUIT SCHEME I



- (A) PRIMARY PROTECTION DEVICE
- (B) SECONDARY PROTECTION DEVICE (CPT BURNOUT DATA)
- (C) PENETRATION CAPABILITY CURVE (I VS T)
- (D) PENETRATION CONTINUOUS CURRENT
- (E) MAX. AVAILABLE SHORT CIRCUIT CURRENT AT PENETRATION

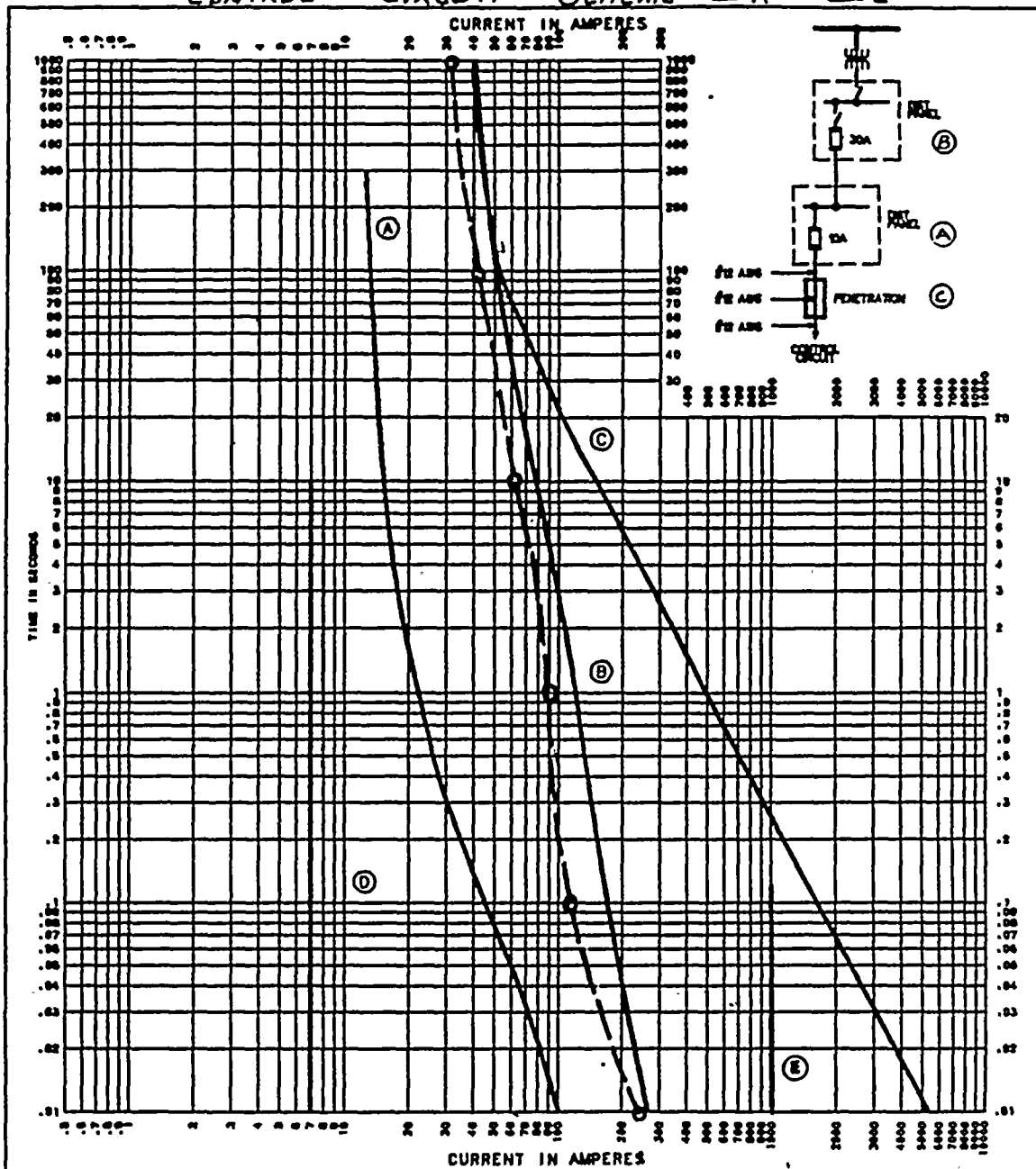
Sh 13a of 13

FIGURE 8.3-8B
PENETRATION PROTECTION
NIAGARA MOHAWK POWER CORPORATION NINE MILE POINT-UNIT 2 FINAL SAFETY ANALYSIS REPORT



1 2 3

CONTROL CIRCUIT SCHEME II A & II C



Sh 13b of 13

- (A) PRIMARY PROTECTION DEVICE
- (B) SECONDARY PROTECTION DEVICE
- (C) PENETRATION CAPABILITY CURVE (I VS T)
- (D) PENETRATION CONTINUOUS CURRENT
- (E) MAX. AVAILABLE SHORT CIRCUIT CURRENT AT PENETRATION

FIGURE 8.3-88

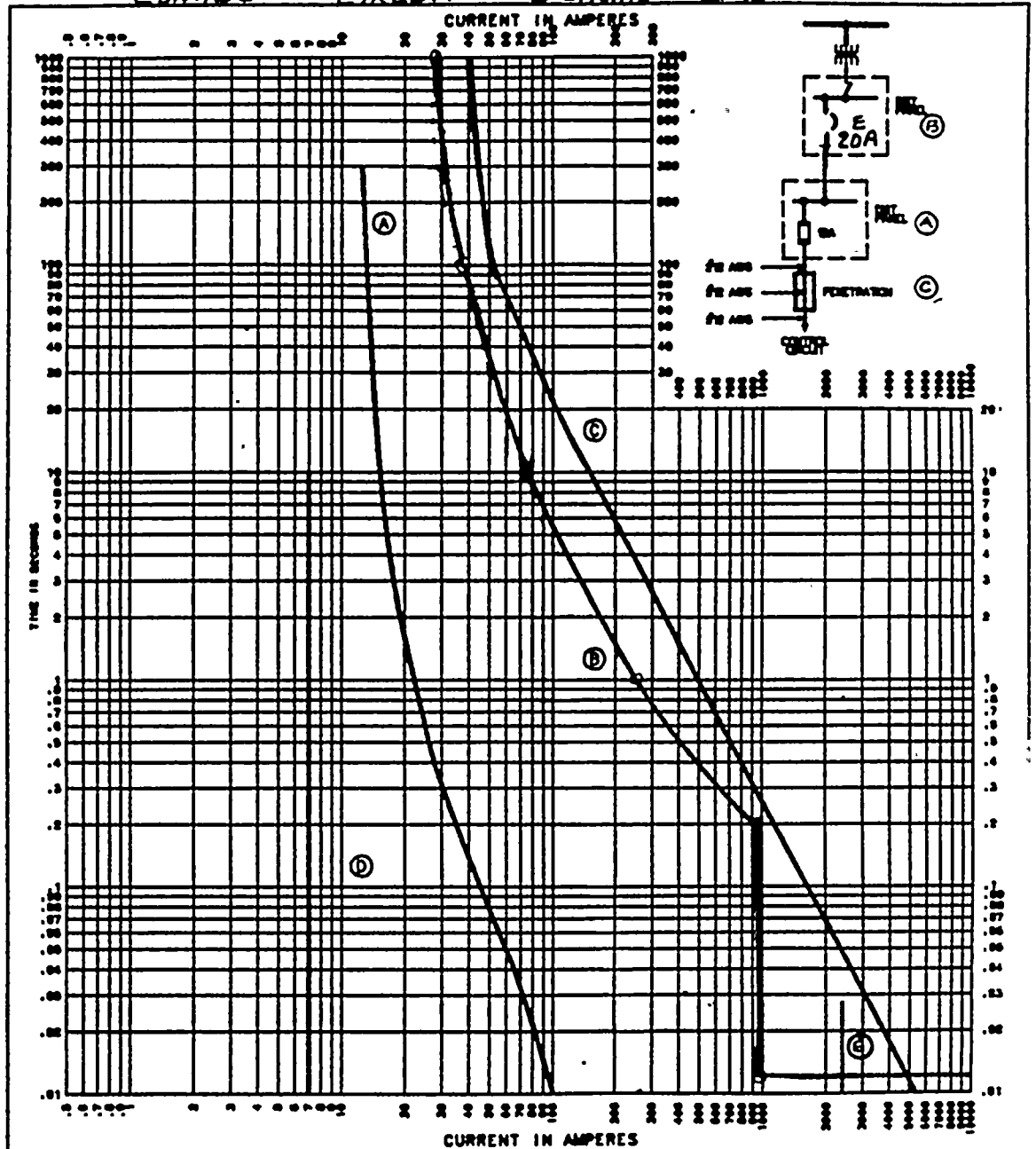
PENETRATION PROTECTION

NIAGARA MOHAWK POWER CORPORATION
NINE MILE POINT-UNIT 2
FINAL SAFETY ANALYSIS REPORT



4 2 - 1

CONTROL CIRCUIT SCHEME II B



- (A) PRIMARY PROTECTION DEVICE
- (B) SECONDARY PROTECTION DEVICE
- (C) PENETRATION CAPABILITY CURVE (I VS T)
- (D) PENETRATION CONTINUOUS CURRENT
- (E) MAX. AVAILABLE SHORT CIRCUIT CURRENT AT PENETRATION

Sh 13c of 13

FIGURE 8.3-88

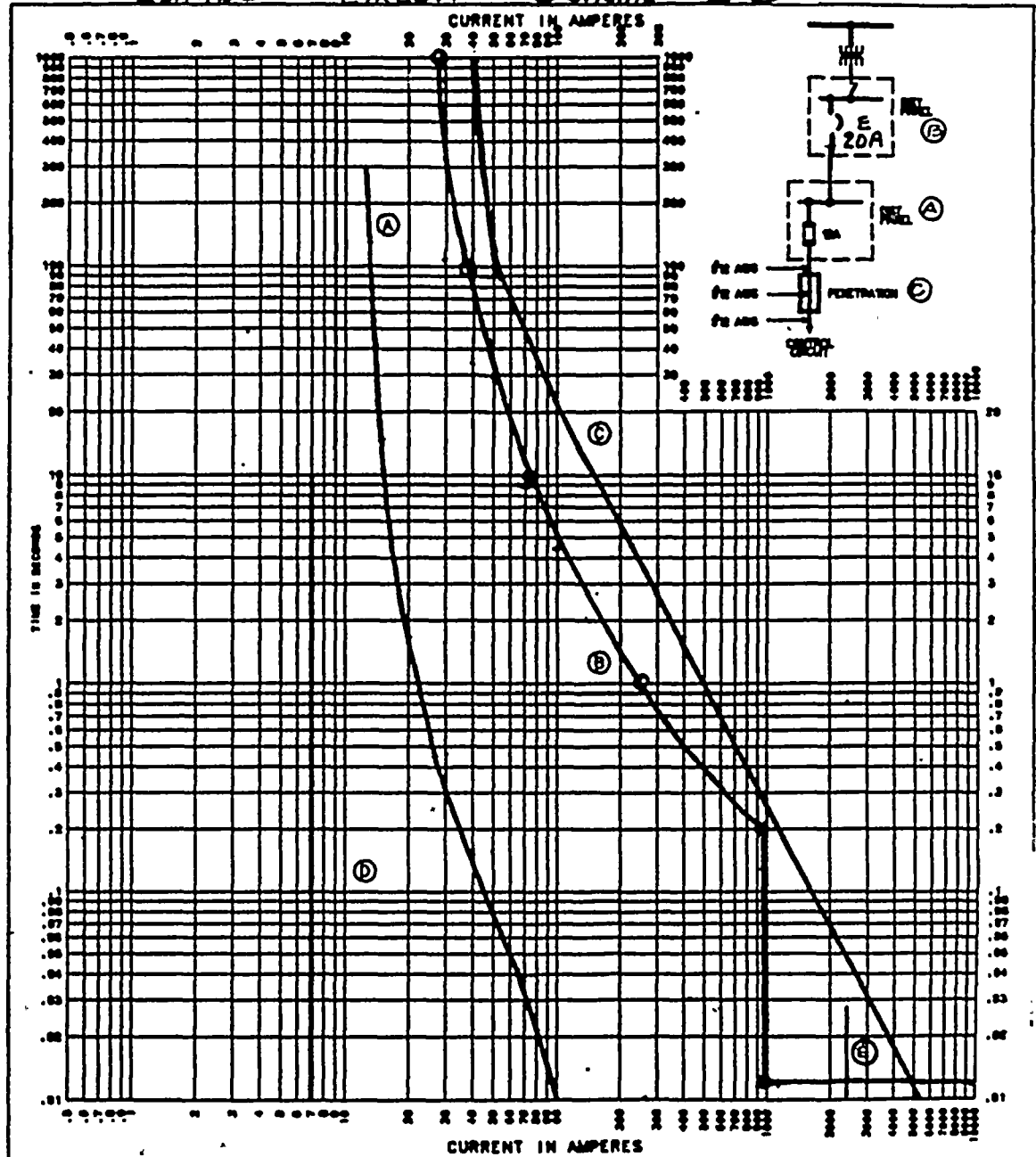
PENETRATION PROTECTION

NIAGARA MOHAWK POWER CORPORATION
NINE MILE POINT-UNIT 2
FINAL SAFETY ANALYSIS REPORT



4 5 6

CONTROL CIRCUIT SCHEME II D



- Ⓐ PRIMARY PROTECTION DEVICE
- Ⓑ SECONDARY PROTECTION DEVICE
- Ⓒ PENETRATION CAPABILITY CURVE (I VS T)
- Ⓓ PENETRATION CONTINUOUS CURRENT
- Ⓔ MAX. AVAILABLE SHORT CIRCUIT CURRENT AT PENETRATION

Sh 13d of 13

FIGURE 8.3-88

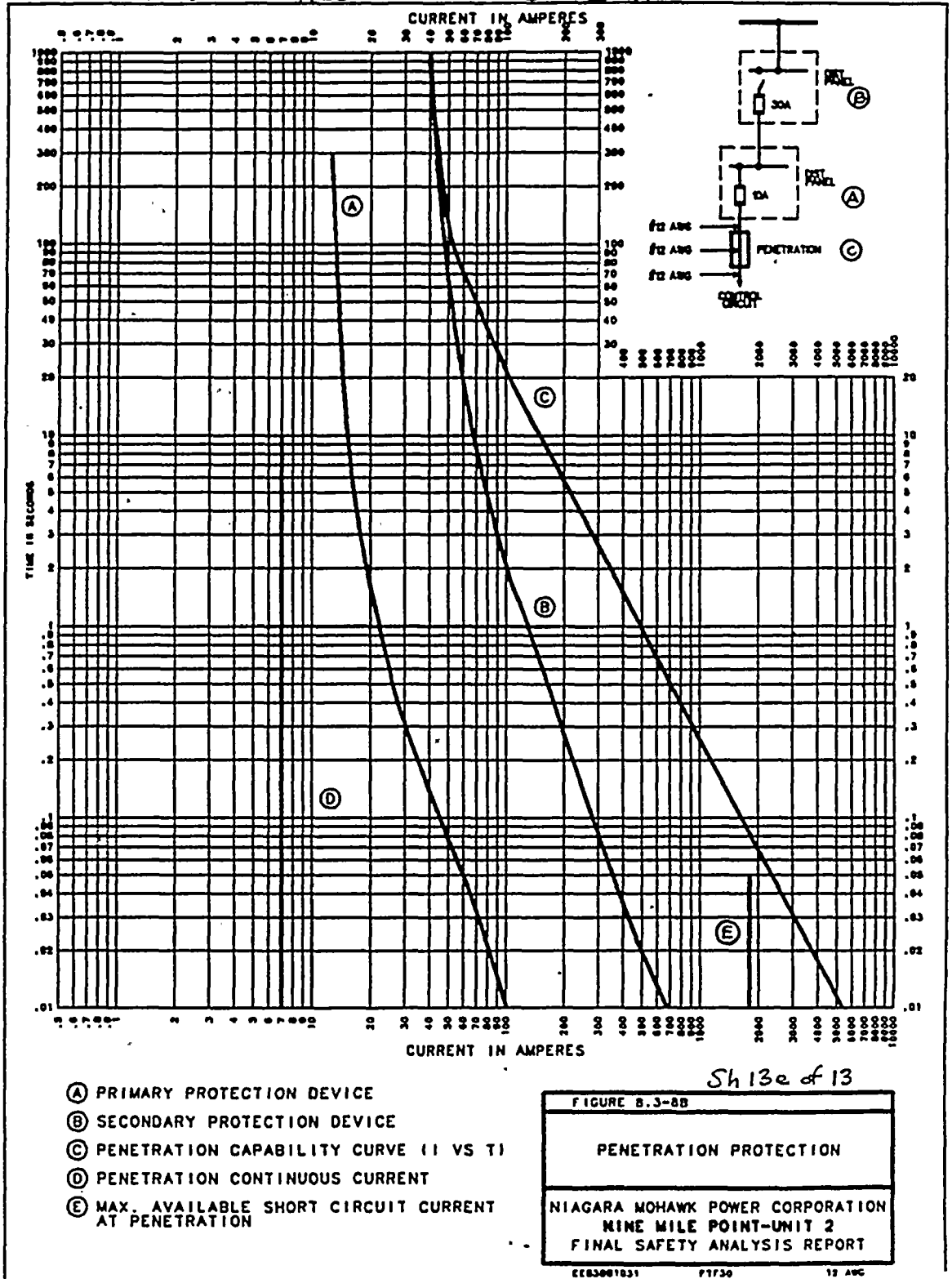
PENETRATION PROTECTION

NIAGARA MOHAWK POWER CORPORATION
NINE MILE POINT-UNIT 2
FINAL SAFETY ANALYSIS REPORT

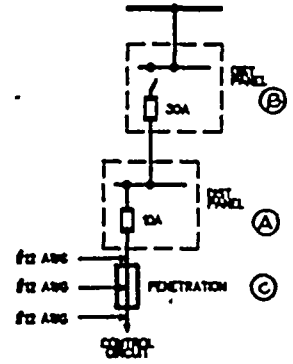


10

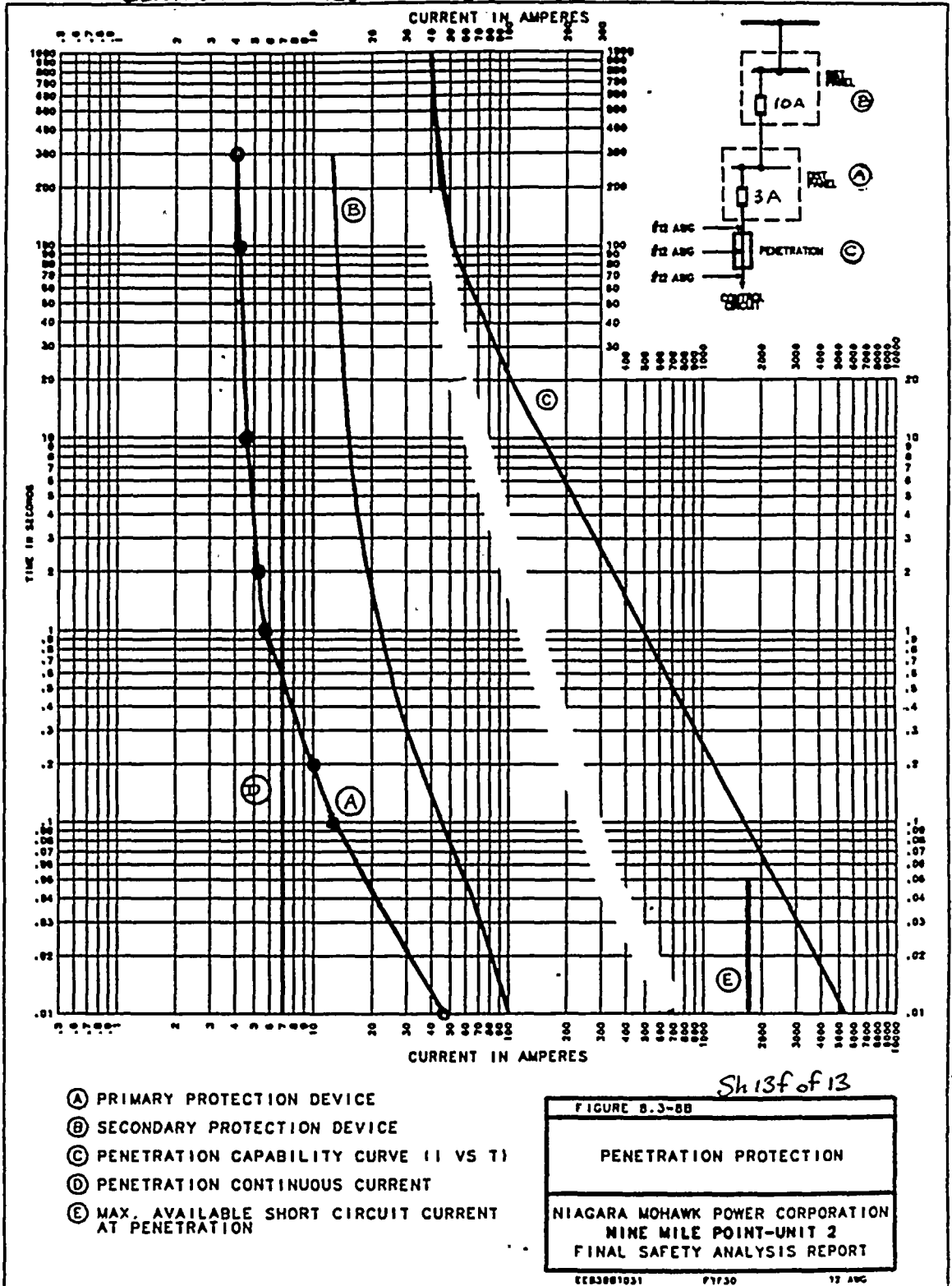
CONTROL CIRCUIT SCHEME IIIA



- Ⓐ PRIMARY PROTECTION DEVICE
- Ⓑ SECONDARY PROTECTION DEVICE
- Ⓒ PENETRATION CAPABILITY CURVE (I VS T)
- Ⓓ PENETRATION CONTINUOUS CURRENT
- Ⓔ MAX. AVAILABLE SHORT CIRCUIT CURRENT AT PENETRATION



CONTROL CIRCUIT SCHEME III B



- (A) PRIMARY PROTECTION DEVICE
- (B) SECONDARY PROTECTION DEVICE
- (C) PENETRATION CAPABILITY CURVE (I VS T)
- (D) PENETRATION CONTINUOUS CURRENT
- (E) MAX. AVAILABLE SHORT CIRCUIT CURRENT AT PENETRATION

Sh 13 of 13

FIGURE B.3-8B

PENETRATION PROTECTION

NIAGARA MOHAWK POWER CORPORATION
NINE MILE POINT-UNIT 2
FINAL SAFETY ANALYSIS REPORT

