Project Report



Nine Mile Point Unit 2

SEP 1984

8411150136 841109
PDR ADOCK 05000410
R PDR

SEPTEMBER 1984

PROJECT REPORT

TABLE OF CONTENTS

		PAGE
I	EXECUTIVE SUMMARY	1-6
II	MILESTONE STATUS	7
III	CONSTRUCTION	8-23
IV	ENGINEERING	24-30
V	WORKFORCE LEVELS	31-38
VI	QUALITY ASSURANCE	39-40
VII	CONTRACT ADMINISTRATION	41-43
VIII	STARTUP & TEST	44-52
IX	COST	53-57
X	RECORDS MANAGEMENT	58-61
XI	LICENSING	62-64

I. EXECUTIVE SUMMARY

A. Project Director

The Project is on schedule for a February 1986 fuel load date. During this period, the essential progress required on the critical Project Milestones of Integrated Systems Flush (which includes Service Water and Condensate Demineralizer scope) and Diesel Generators was sustained.

The Project achieved 1.68% progress for the period, for a cummulative percent complete of 80.98%. During this period, the percent complete methodology was revised, effective the first of September. The change was effected particularly in the milestone section of the calculation. This was a result of the elimination of Service Water, Condensate Demineralizer and Flow Induced Vibration milestones and the redistribution of that scope into the remaining milestones. In addition, the method for calculating milestone credit has been revised to avoid subjectivity from the process by earning credit when a turnover to Start-up and Test is accepted or when a Start-up and Test Report (STR) is accepted for preoperational testing. The value for construction commodities was reassessed and increased by 2%.

The plan for progress to be earned is being finalized and will be provided in the next report. In the meantime, we have continued to compare the actual percent complete to date against the previous planned progress curve.

Bulk installation of commodities continues, however, three key commodities - cable pulling, large bore supports and instrument tubing - have failed to achieve the rate of installation planned. Significant management attention to turn these deficiencies around is being exercised. Improving the backlog of cable and completing required raceways, increasing JCI Craftsman and redirection of the Grinnell work force to requisite work and continued hanger improvement policies will net positive results.

A revised cash flow of $675 million for 1984 has been approved for the Project. The Project is aggressively pursuing conservation measures that will result in lowering the actual expenditures below this approved level.

We are vigorously working on fine tuning construction area system schedules and start-up and test schedules. Interface disconnects between Construction and Start-up and differences between bulk commodity plans and area/system schedules are being resolved to ensure improving the achievement of the Diesel Generator and Integrated Systems Flush schedules.

The 1984 INPO Evaluation Team arrived on Site 9/24/84 as planned and will be conducting their audit from 9/24/84 to 11/5/84 to evaluate controls implemented for design, design changes, construction methods, quality inspections, related training and the documentation processes. The full support of the Project has been provided to the INPO Team to assist in a meaningful comprehensive audit with fruitfull results anticipated.

During September, the Project transferred its employee exit interview program to the newly established corporate-wide Quality First Program.

MAJOR PROBLEMS

1. "Our ability to control work within schedule requires significant improvement." Improvements have been slow to date, with significant work remaining to be done. This problem is a major subject of the Project Improvement Program. In addition, management is dedicating its direct attention to turning this problem around.

2. Cable backlog required to support planned cable pulling rates needs to be improved. Although the backlog has shown improvement recently, it is still not at a satisfactory level. In addition, while conduit installation progresses well in a bulk mode, it is not being worked adequately to maximize cable pulling activities. A task force of Project personnel has been organized to achieve a goal of three weeks backlog to sustain cable pulling by the end of October.

3. "Precise definition of components within test boundaries," while still a concern, is improving. Project organizations continue to work to improve this process.

4. "The Records Identification and Management Program must be brought within total control at the earliest date." This item has demonstrated satisfactory improvement and will no longer be discussed here as a major problem.

5. "In a number of significant areas we have not been satisfied with General Electric Company's attention to Project schedule requirements under the NSSS scope of work." Changes in General Electric management and continued General Electric Service Management attention permits the removal of this item here as a major problem.

6. "ITT Grinnell has not been able to meet the recovery plan for Large Bore Category I Pipe Supports. Additionally, the large bore hanger reject rate is unacceptable." As stated previously, the redirection of the ITT Grinnell work force to requisite work, coupled with the hanger improvement program, should result in accelerating the recovery plan. The QPMP Review Board has recently approved specific actions that are expected to result in improving the hanger acceptance rate.

7. "As-built Program has fallen behind schedule." A detailed schedule consistent with the Integrated Systems Flush Milestone is under development. ITT-G has been advised to redirect their workforce to this area.

TOTAL PROJECT PERCENT COMPLETE SUMMARY TABLE

NINE MILE POINT NUCLEAR STATION - UNIT 2

	PERCENT OF TOTAL PROJECT	ITEM PERCENT COMPLETE	WEIGHTED PERCENT COMPLETE CUM	WEIGHTED PERCENT COMPLETE INC
I MILESTONES				
1. ENERGIZATION 4160 V	2.49	98.37	2.45	
2. DIESEL GEN/RELIABILITY TEST	0.63	73.95	0.47	
3. INTEGRATED FLUSH/RPV HYDRO	17.09	85.00	14.53	
4. T G/INT VAC PULL	3.50	80.42	2.81	
5. VENTILATION	3.95	74.00	2.92	
6. INTEGRATED LEAK RATE	0.24	56.97	0.14	
7. RADWASTE SYSTEM	1.34	68.65	0.92	
8. FUEL RECEIPT	0.75	58.45	0.44	
9. LOSS OF POWER/ECCS	3.01	70.46	2.12	
10. FUEL LOAD	2.50	65.00	1.63	
11. FUEL LOAD TO C.O.	0.50	0.00	0.00	
SUBTOTAL	36.00%	78.95%	28.42%	
II CONSTRUCTION COMMODITIES				
1. PIPING	10.45	91.71	9.58	
2. ELECTRICAL	7.63	83.82	6.40	
3. I & C	0.99	59.11	0.59	
4. HVAC	0.83	83.79	0.70	
5. CIVIL	13.10	100.00	13.10	—
SUBTOTAL	33.00%	92.00%	30.36%	
III STARTUP & TEST COMMODITIES				
1. PRE-OPERATIONAL TESTING	0.80	0.00	0.000	
2. HYDROS	0.80	23.00	0.184	
3. LOOP CALIBRATIONS	0.80	8.74	0.070	
4. CONTROL CIRCUIT VERIFICATIONS	0.80	6.11	0.049	
5. INITIAL EQUIPMENT OPERATION	0.80	3.35	0.027	
6. FLUSHES	0.75	12.56	0.094	
7. PENETRATION LEAK RATE TESTS	0.25	0.00	0.000	
SUBTOTAL	5.00%	8.48%	0.424%	
IV ENGINEERING				
1. DESIGN VERIFICATION	0.54	43.02	0.232	
2. EQUIPMENT QUALIFICATION	0.25	79.27	0.198	
3. LICENSING	0.56	78.41	0.439	
4. SUPPORT OF STARTUP	0.38	71.68	0.272	
5. BALANCE OF ENGINEERING	18.27	94.71	17.304	
SUBTOTAL	20.00%	92.23%	18.45%	
V QUALITY ASSURANCE	5.00%	60.35%	3.02%	
VI RECORDS TURNOVER TO PPF	1.00%	31.00%	0.31%	
TOTAL	100.00%	—	80.98%	1.67%



STATUS AS OF 9/16/84

NOTE: This table is preliminary and reflects project data available as of 9/16/84. Revised data from the Project Control Program will be included as it is developed.

TOTAL PROJECT PERCENT COMPLETE PERFORMANCE CURVE

NINE MILE POINT NUCLEAR STATION - UNIT 2

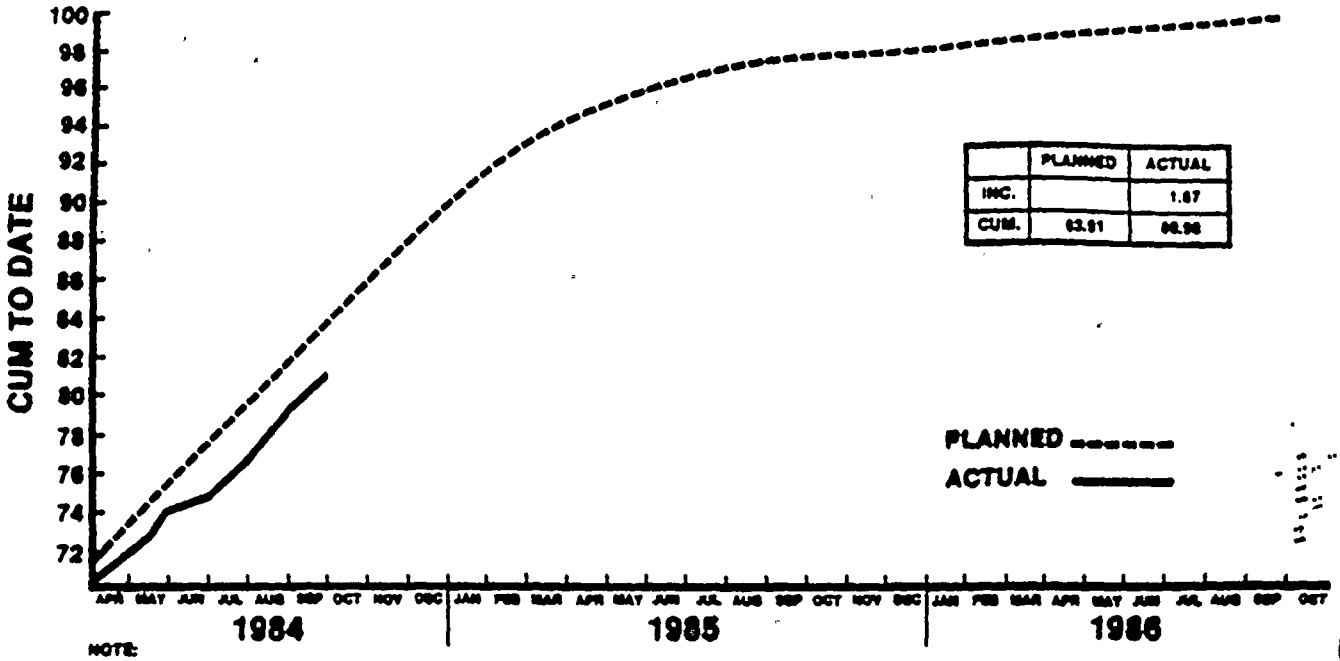

	PLANNED	ACTUAL
INC.		1.67
CUM.	83.91	86.96

NOTE:
THIS CURVE IS PRELIMINARY & REFLECTS PROJECT DATA AVAILABLE AS OF 9/16/84
AS REVISED PROJECT CONTROL PROGRAM DATA IS FINALIZED IT WILL BE INCLUDED IN THE CURVE.

I. EXECUTIVE SUMMARY

B. Manager Quality Assurance - Projects

The overall quality of on-going hardware installations appears to be satisfactory. Deficiencies that are identified are documented and satisfactorily resolved within the various contractor's Quality Assurance Programs. However, enhancements are continuing to be made in the contractor's programs to assure that adequate software is available to substantiate the installation activities. In order to accelerate these enhancements, NMPC-QA is performing an assessment of each of the Contractor's Quality Assurance Programs. These assessment activities are discussed below.

During a review of some of the major causes of QC rejection of ITT welds, it was learned that ITT's procedure required that each welder stencil his weld, while SWEC's procedure did not. Code requirements were met by both procedures (ITT and SWEC) by having weld and welder identified on a weld data sheet. This difference in procedure was removed in August 1984, thereby eliminating one of the major causes of the high reject rate. However, since the rate of rejects still has not reached an acceptable level, corrective actions will continue.

Stone & Webster's detailed audit of the SWEC Quality Assurance Monitoring Program for contractors has been completed and the final report has been issued. Several audit observations require a response from SWEC QA. The observations address enhancements to SWEC's QA monitoring and records review program.

NMPC Project Quality Assurance performed a detailed assessment of the effectiveness and adequacy of the on-site contractors programs. To date, the assessments of Johnson Controls Inc. (JCI), Reactor Controls Inc. (RCI), ITT Grinnell, and SWEC have been completed. A final report will be issued summarizing the results. To date, one Corrective Action Request and five recommendations have been identified for JCI. Ten Corrective Action Requests and 14 recommendations have been identified for RCI, all addressing software problems. The final report for ITT Grinnell and SWEC is presently being evaluated to determine the required corrective actions and recommendations needed.

The Independent Assessment Team is continuing its review of completed CAT Action Plans, NRC deficiencies identified in the SALP Report, and NMPC/Contractor identified deficiencies.

Quality Concerns

1. Contractors' quality programs, in some cases, allow certain inspections to be delayed until final installation activities are complete. This could have an adverse impact on the Project depending on the inspection results. Quality Assurance is reviewing specific activities with the Project to determine if changes to certain programs will be required.

2. As a result of the NMPC QA Assessment of RCI's quality Program effectiveness, Corrective Action Requests and Recommendations have been issued (as noted above).

3. Results of the Independent Assessment Team evaluation of site contractor deficiency documents requires implementation of tightened sampling for review of the remaining documents.

II. MILESTONE SCHEDULE STATUS

1. Energization 4160V

During September, the four remaining type "A" Turnovers were made to Start-up. Start-up has energized the 13.8 KV switchgears. There are six 4160V switchgears that are energized and one that will be energized in early October. Remaining work on the 4160V Milestone Schedule consists of energizing the remaining unit substations, open items and three panels. Overall progress is being made in support of the overall Project Schedule.

2. Diesel Generators

Status of the Diesel Generator Milestone has been assessed at three weeks behind schedule. Delays in completion of the mechanical and electrical work on the Fuel Oil Transfer System are potential impacts to the turnover of Diesel EG-3. Modification work on the HPCS Diesel EG-2 may delay completion of the Fuel Oil Transfer and Air Start Systems. Detailed recovery schedules are being optimized to overcome the potential schedule delaying factors. Modification work will begin upon receipt of materials and issuance of General Electric design information scheduled for October. The delivery of the lube oil skid and the associated electrical equipment is schedule for October.

3. Integrated Flush/RPV Hydro

This milestone was revised in September and is assessed as generally on schedule with several flush paths slightly behind schedule. These problems are not expected to impact the milestone completion date. The small bore piping and instrumentation work for the Service Water System has been restrained by completion of the large bore pipe and hanger work in the secondary containment. This effort is currently two weeks behind schedule. One Main Steam System flush path is three weeks behind schedule primarily due to the small bore pipe and hanger installation inside the primary containment.

The remainder of the Milestones continued with no overall impacts noted to the Milestone dates.

4. Turbine Generator
5. Ventilation Systems
6. Integrated Leak Rate Test
7. Radwaste Systems
8. Fuel Receipt
9. Loss of Power/ECCS Test
10. Fuel Load
11. Commercial Operation

III. CONSTRUCTION

A. General

Data provided in this section of the report reflects the revised $675 million cash flow plan recently adopted. Some fine tuning associated with this plan is still underway.

During September, Construction Management continued to stress housekeeping with positive results. Actions were taken to scrutinize second shift and overtime work for improved overall efficiency.

Contractor management review meetings were revised to include schedule, production, quality and cost performance in one session.

SWEC PLAN VS ACT

S B PIPE

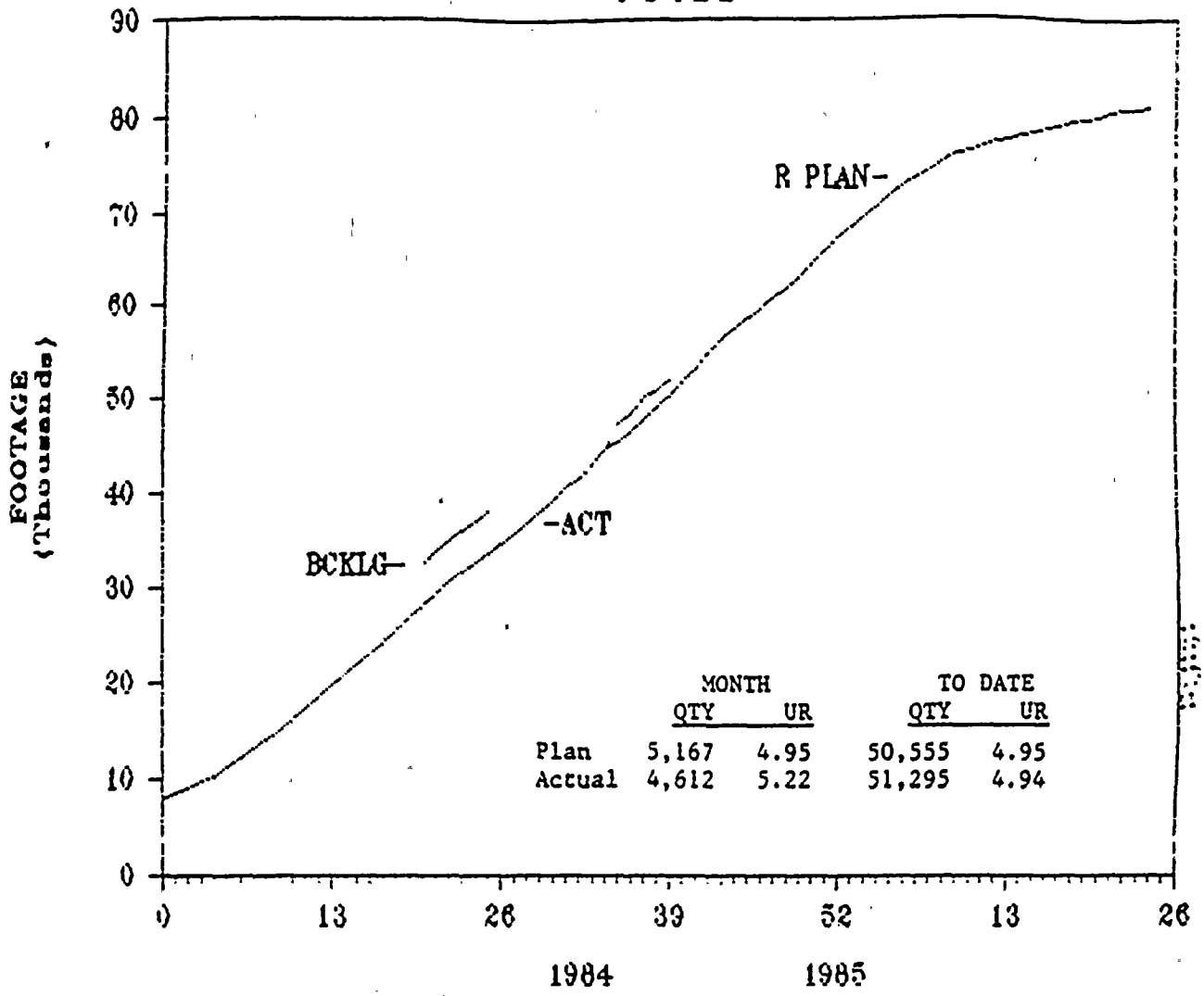

	MONTH QTY	MONTH UR	TO DATE QTY	TO DATE UR
Plan	5,167	4.95	50,555	4.95
Actual	4,612	5.22	51,295	4.94

SWEC PLAN VS ACT

S B PIPE SPTS (4x)

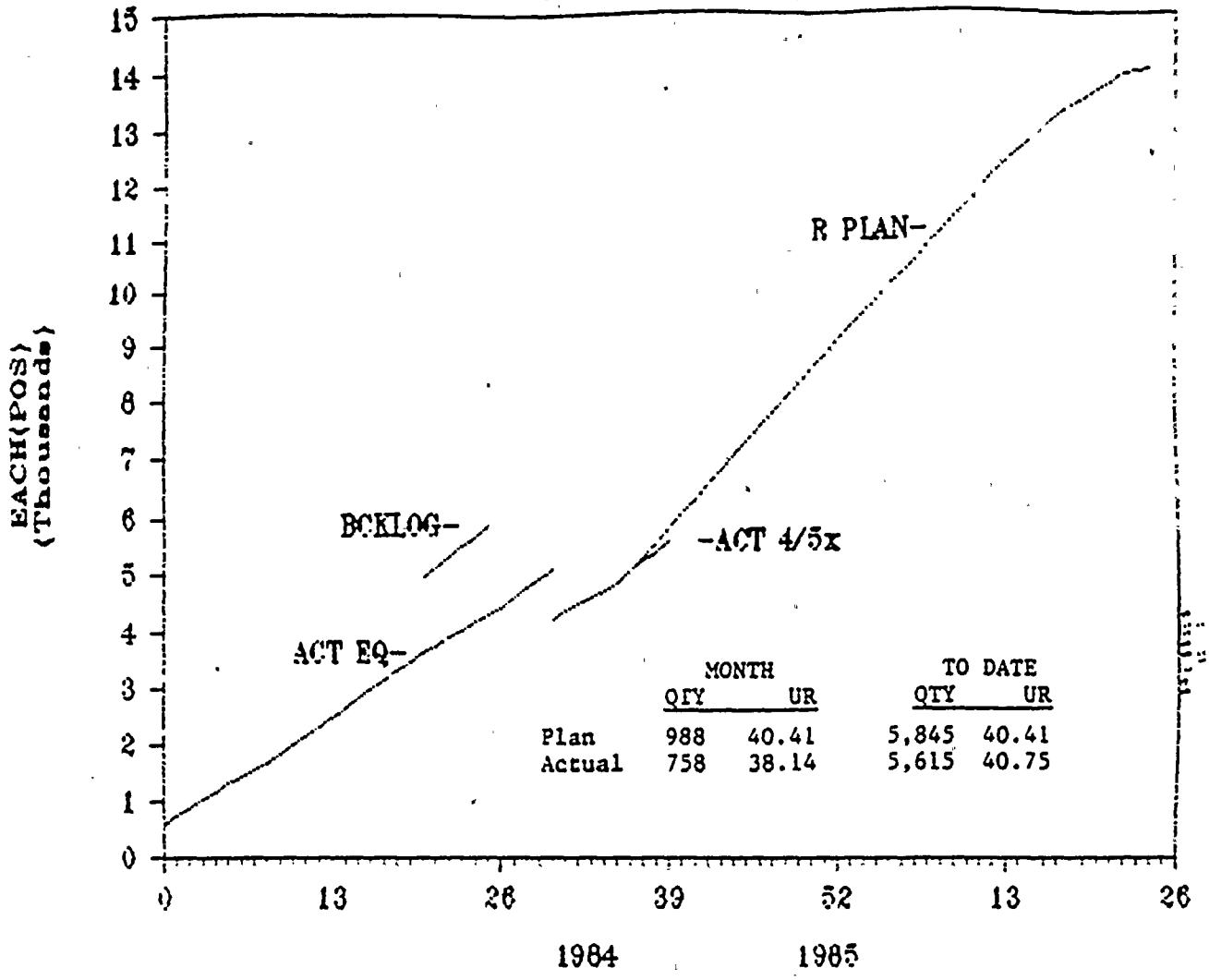

	MONTH QTY	MONTH UR	TO DATE QTY	TO DATE UR
Plan	988	40.41	5,845	40.41
Actual	758	38.14	5,615	40.75

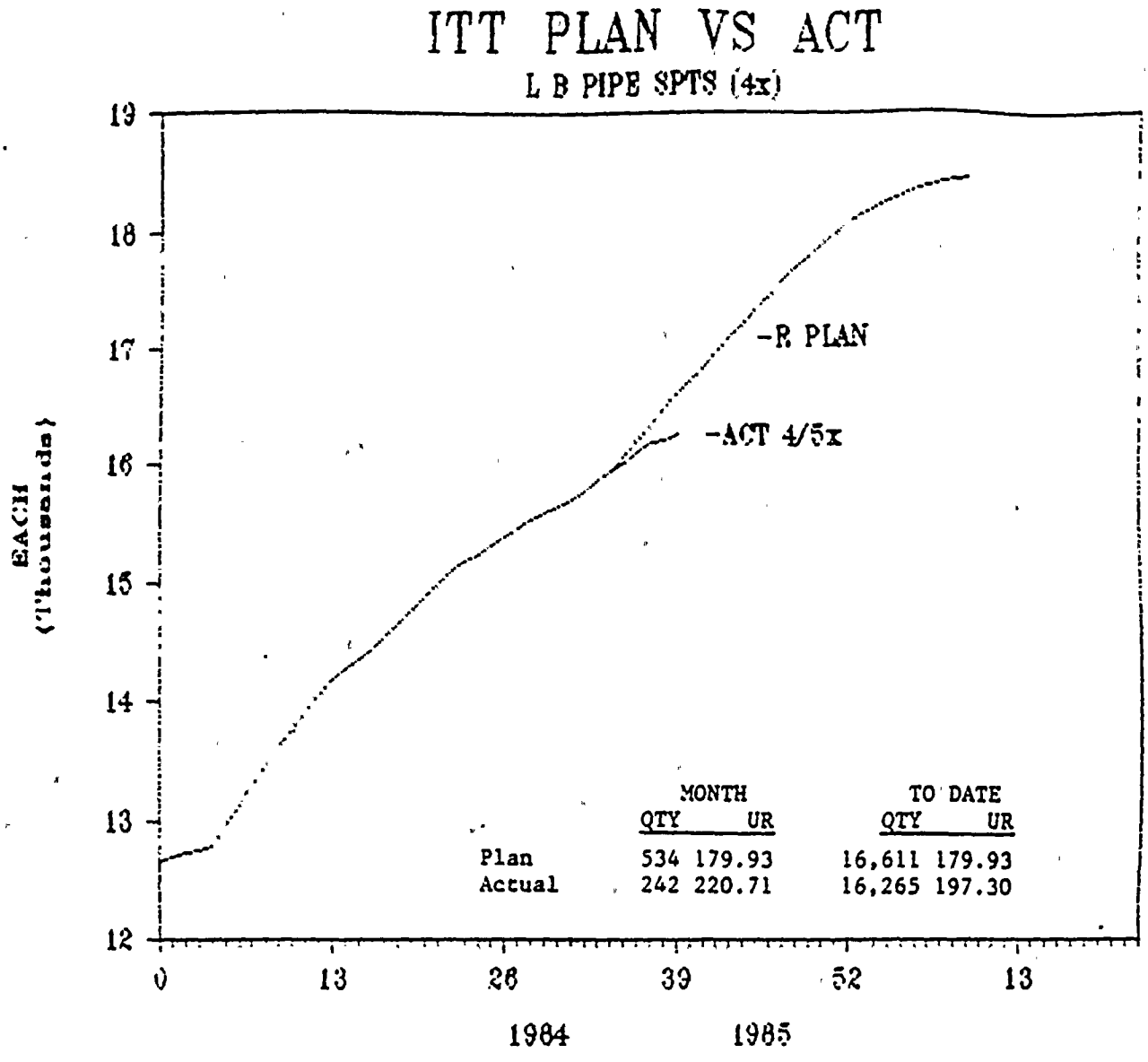

The production rate for L.B. Pipe Supports is discussed in the text.

ITT PLAN VS ACT

L B WELDS

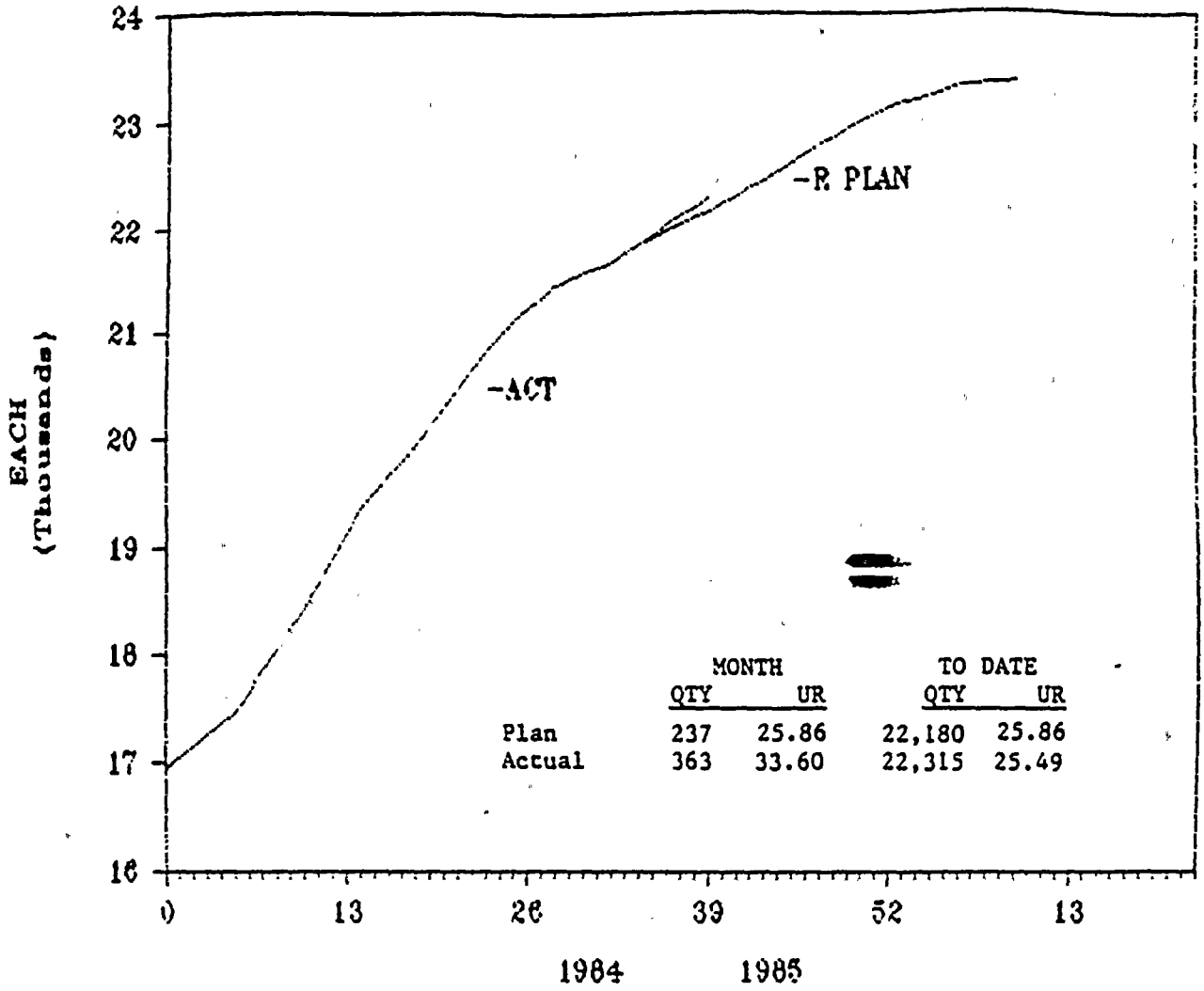

	MONTH QTY	MONTH UR	TO DATE QTY	TO DATE UR
Plan	237	25.86	22,180	25.86
Actual	363	33.60	22,315	25.49

ITT PLAN VS ACT

S B PIPE SPTS (4x)

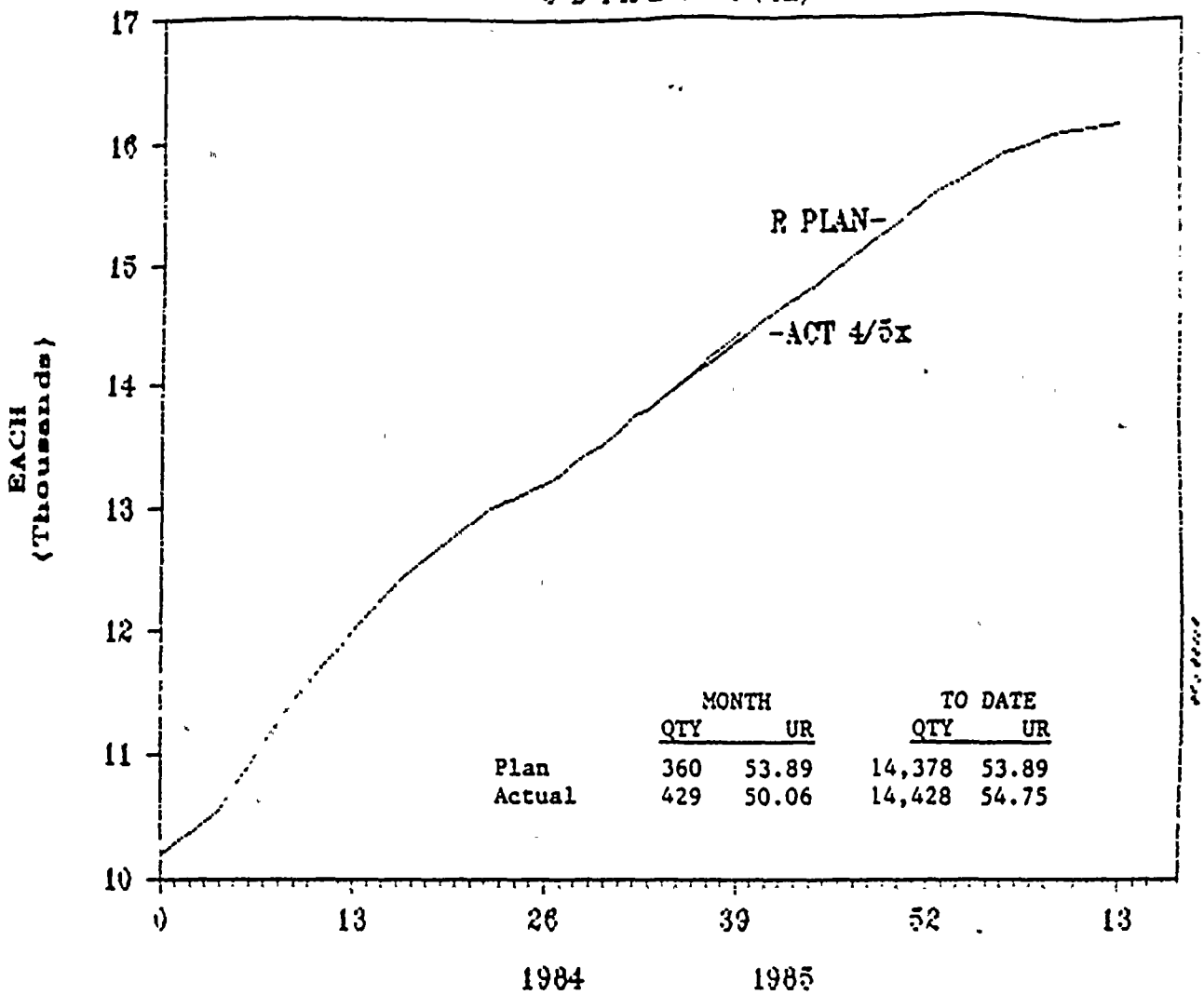

	MONTH		TO DATE	
	QTY	UR	QTY	UR
Plan	360	53.89	14,378	53.89
Actual	429	50.06	14,428	54.75

LKC PLAN VS ACT

CONDUIT

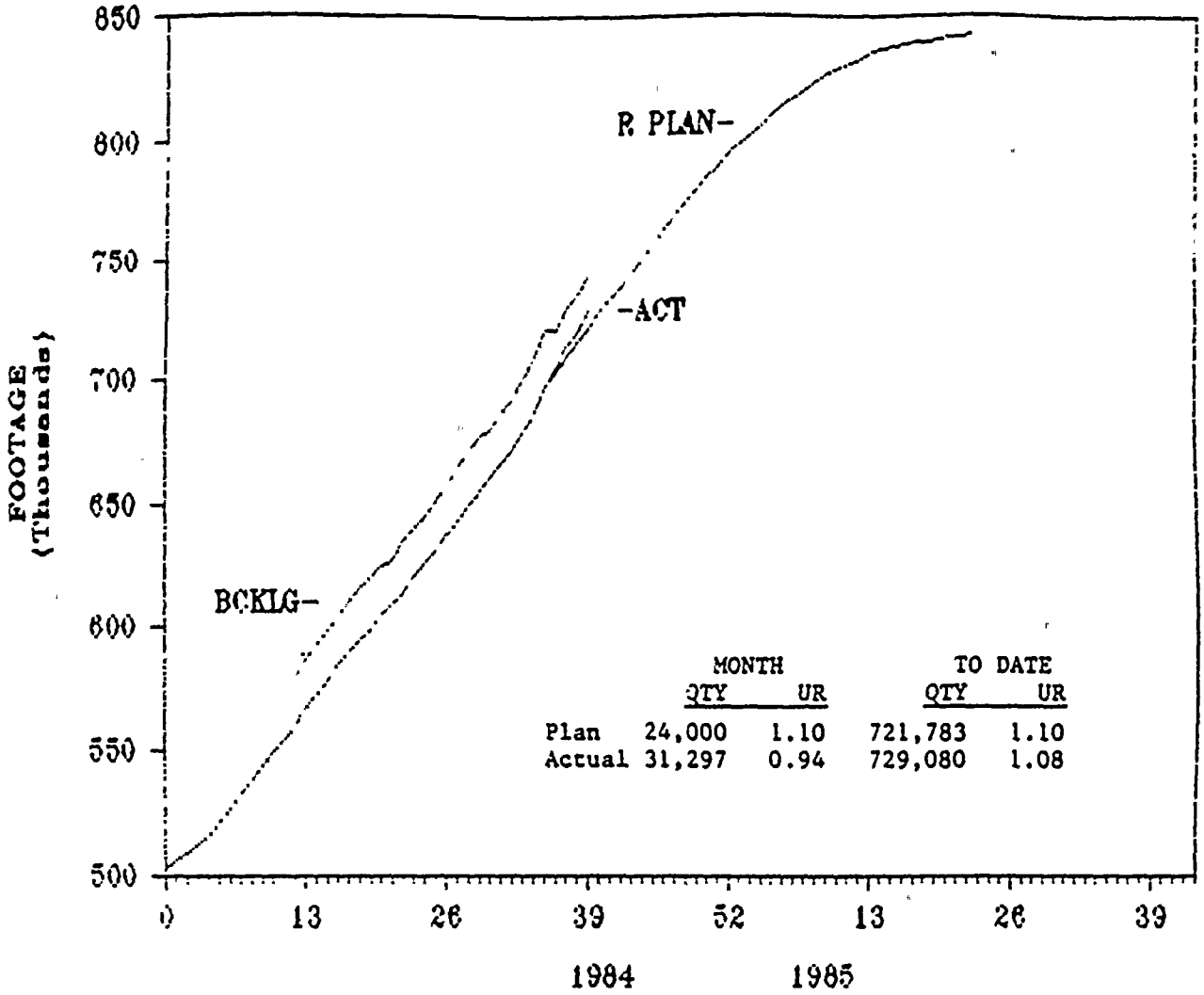

	MONTH		TO DATE	
	QTY	UR	QTY	UR
Plan	24,000	1.10	721,783	1.10
Actual	31,297	0.94	729,080	1.08

LKC PLAN VS ACT

CONDUIT SPTS

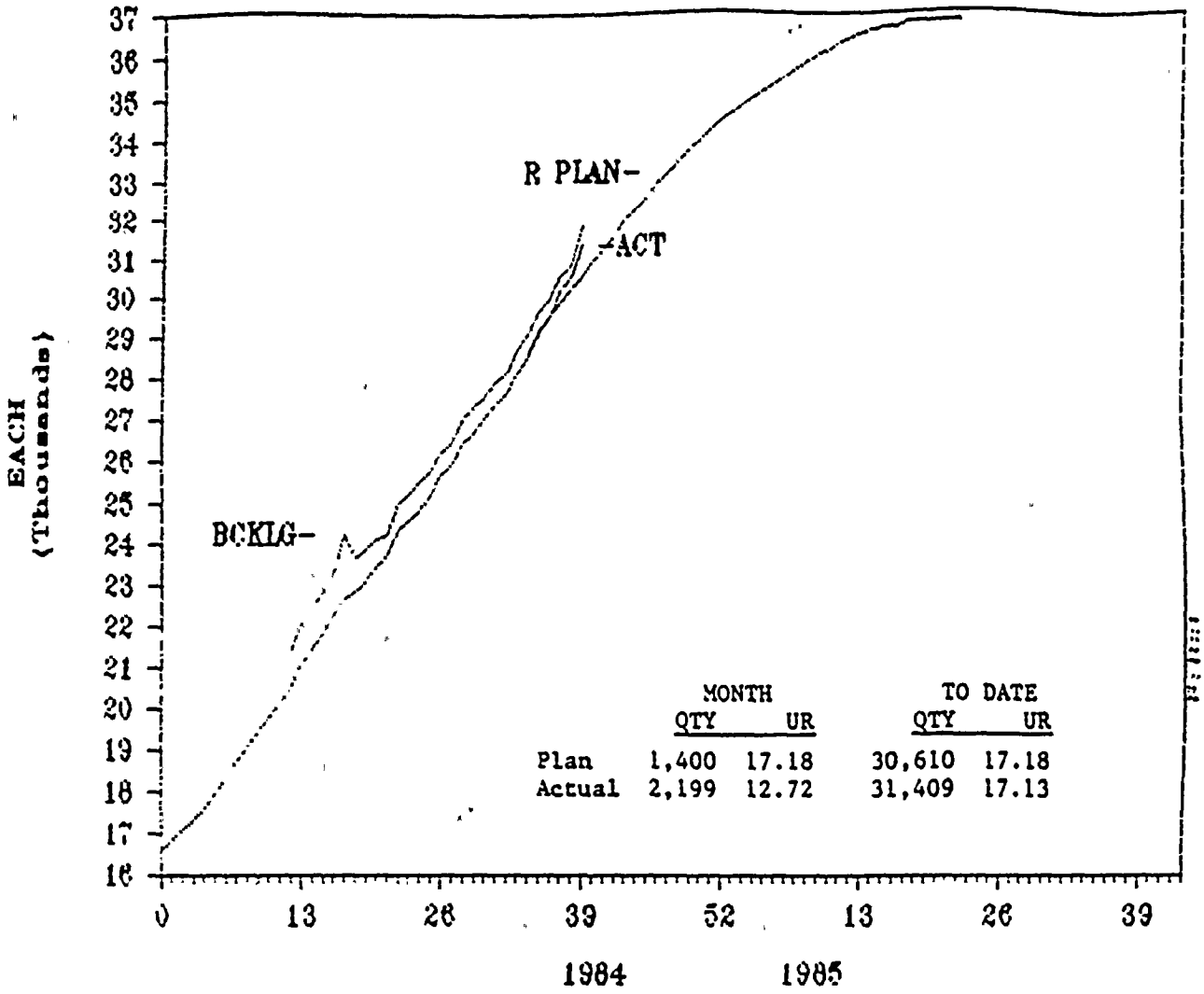

	MONTH QTY	MONTH UR	TO DATE QTY	TO DATE UR
Plan	1,400	17.18	30,610	17.18
Actual	2,199	12.72	31,409	17.13

LKC PLAN VS ACT

CABLE TERM

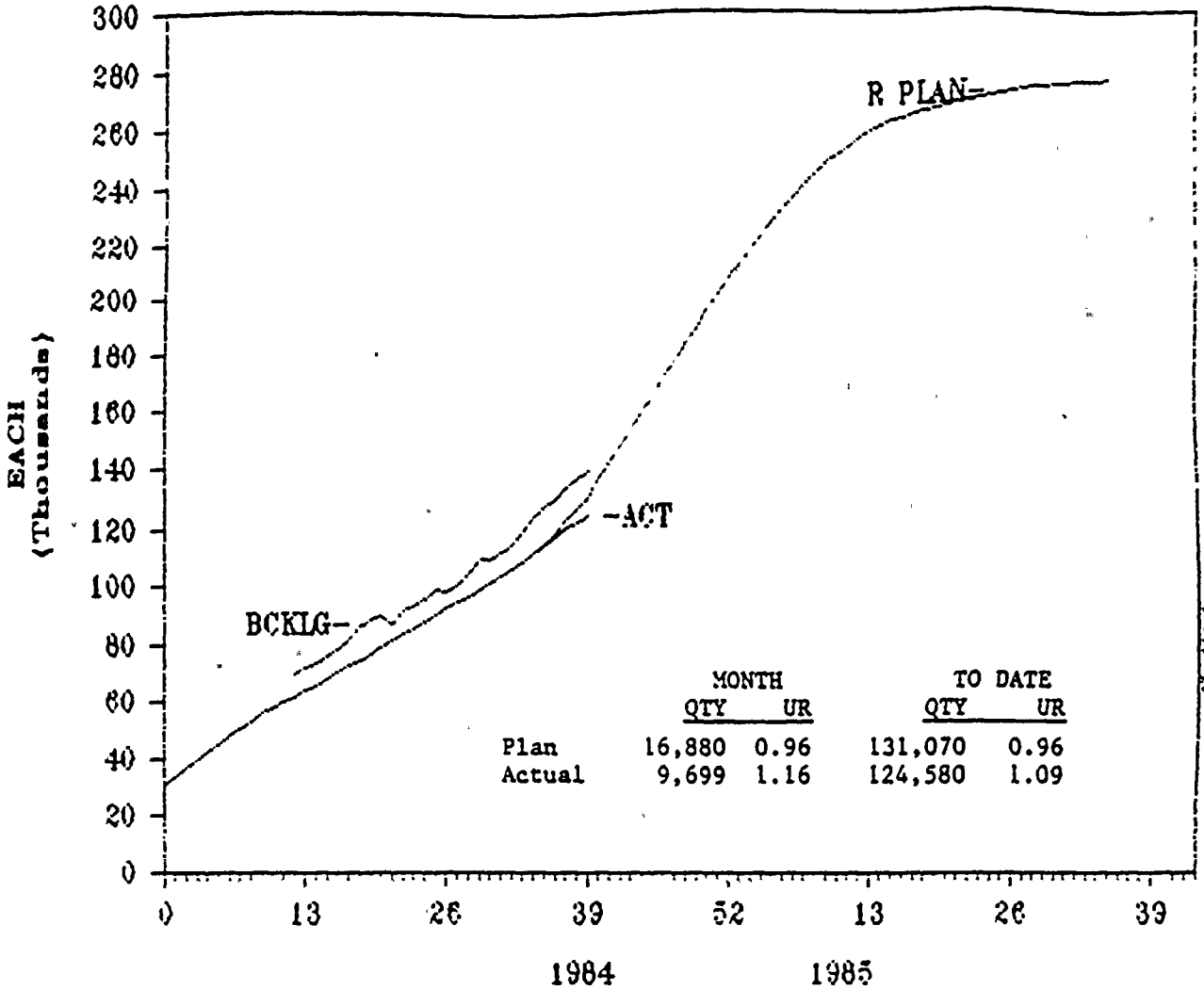

	MONTH QTY	MONTH UR	TO DATE QTY	TO DATE UR
Plan	16,880	0.96	131,070	0.96
Actual	9,699	1.16	124,580	1.09

LKC PLAN VS ACT

CABLE PULLING

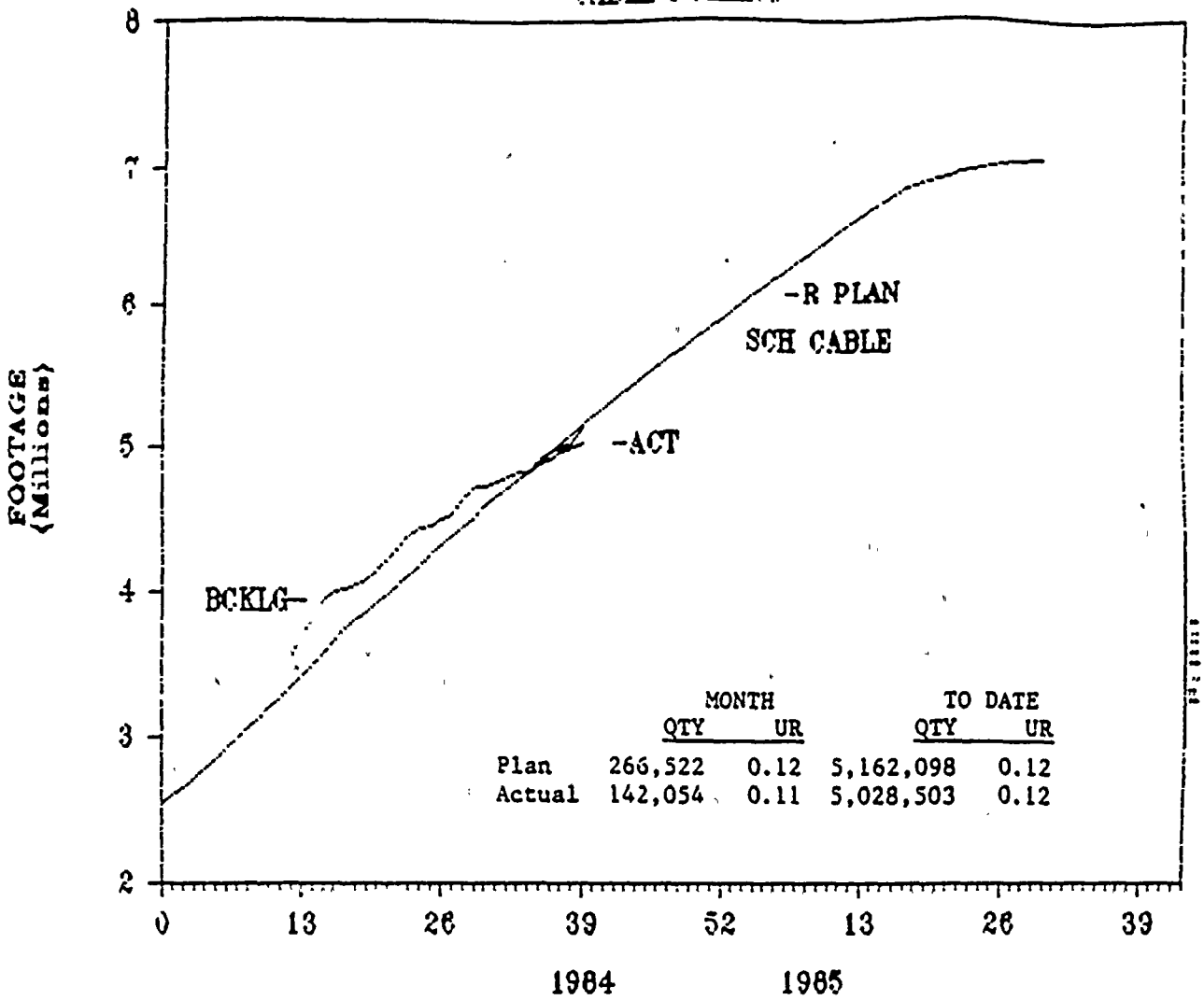

	MONTH QTY	MONTH UR	TO DATE QTY	TO DATE UR
Plan	266,522	0.12	5,162,098	0.12
Actual	142,054	0.11	5,028,503	0.12

Cable Pulling production is discussed in the text.

JCI PLAN VS ACT

SEISMIC SPTS.

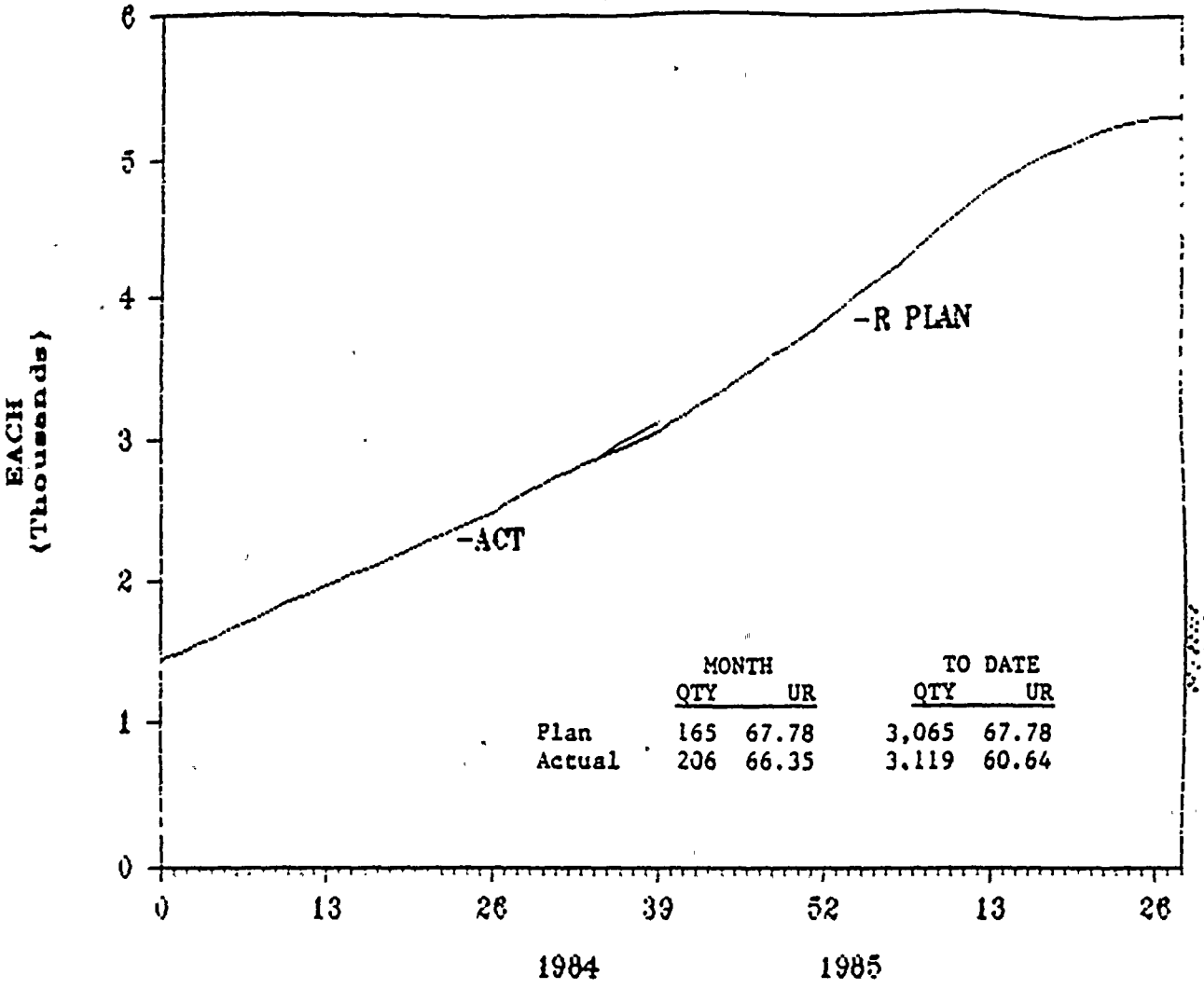

	MONTH QTY	MONTH UR	TO DATE QTY	TO DATE UR
Plan	165	67.78	3,065	67.78
Actual	206	66.35	3,119	60.64

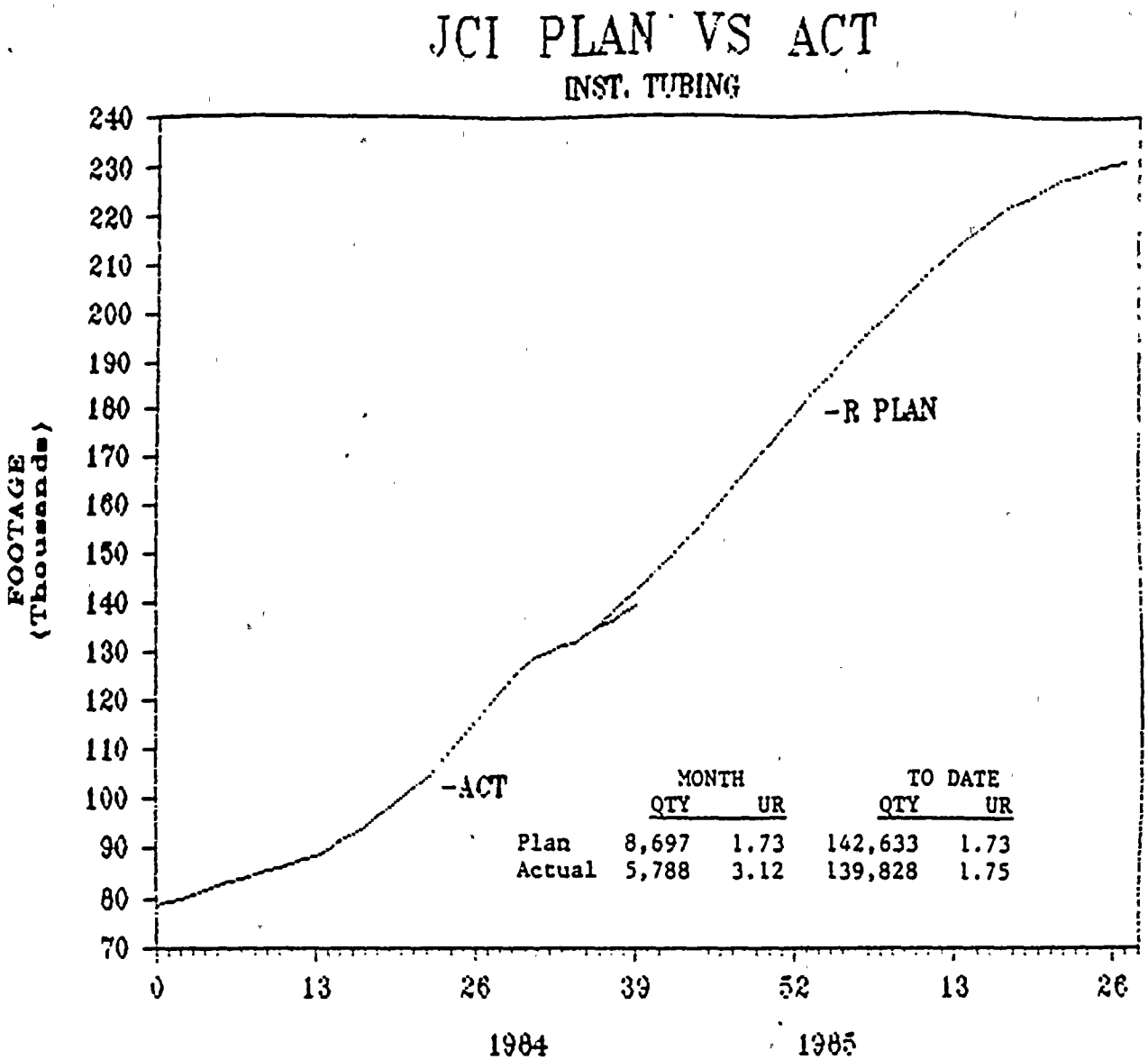

Instrument Tubing production is discussed in the text.

B. Contractor Performance

1. SWEC Force Account

Overall, SWEC Force Account work continues to support Project priorities. However, there are areas, such as small bore hangers, which require improvement. Specific production assessments and exceptions are addressed below.

Mechanical Equipment Erection

A limited amount of equipment remains to be installed and is being completed in compliance with system priorities.

Cat II and III Hanger Completion

Production for September was slightly below planned levels with minor impact.

Small Bore Pipe and Supports

Both small bore pipe and hangers proceeded below the revised planned production. The revised plan requires an increased production rate. SWEC has been authorized to increase manpower in these areas.

Preventative Maintenance

Planned maintenance requirements and inspections were performed this period. No significant problems were identified. Minor discrepancies are being addressed through Engineering (i.e. PM requirements and related specifications).

Painting

A contract was not finalized in September. Work is still proceeding toward finalizing the Project approach toward painting in early October.

2. ITT Grinnell

Overall, ITT Grinnell's commodity installation performance through this period sustained improvements. However, large bore hangers continued below planned quantities. Efforts continue to maximize hanger production with crews being shifted from completed S.B. piping work to L.B. hangers.

Efforts were made this month to swing a greater portion of Grinnell's work to the day shift.

Reductions in QC involvement in CAT II & III inspections have been implemented. A sitewide inventory of ITT Grinnell materials was also completed.

The original weld reject rate for RT welds continued to improve. Since June, 19 of 117 original welds have been rejected for a reject rate of 18%. Since August 1, 3 of 37 original welds have been rejected for an 8% reject rate.

3. L. K. Comstock

L. K. Comstock's conduit production accelerated during September. Emphasis focused on cable pulling production improvements necessary to achieve the revised production targets.

Cable termination production was also stressed during September. However, production was less than planned. Actions required to begin penetration terminations were addressed.

Efforts will continue toward release of raceway tickets on hold and continued improvement of the cable pulling backlog. However, cable pulling was substantially below plan for the month.

Cable pulling backlog drawdown and BIP restraints continue to receive management attention.

4. GE-PGCC

Separation rework of four panels is being finalized, with completion of all separation work targeted for November. The relatively large number of minor, but mandatory, modifications included in the NSSS/BIP program, plus other mandatory BOP and NSSS changes recently identified, are extending the completion date of the PGCC modification program. However, the completion of the control room is targeted for year-end, with a relatively low level of modification work continuing into 1985.

III. CONSTRUCTION (Continued)

B. Contractor Performance (Continued)

5. Johnson Controls

Johnson Controls exhibited a shortfall in scheduled quantities for instrument tubing installation.

During September, an extensive evaluation of the JCI schedule was undertaken to achieve a plan which permits a greater concentration by JCI on bulk production.

During September, JCI's manloading increases were authorized in recognition of increased production requirements.

6. Schneider Power Corporation

The HVAC effort is proceeding with improved commodity installation. The HVAC milestone schedule logic and activity sequencing examination effort has been concluded. During September, testing requirements on HVAC were reevaluated, which resulted in a reduction in pressure testing requirements.

7. Viking (Fire Protection - Radwaste)

This contractor has performed on schedule. However, late delivery of fire detection equipment will have a short-term schedule impact. This contractor will demobilize once five system hydros are completed, and remobilize on March 19, 1985. The contract completion date has been extended to May 1, 1985.

8. Insulation Contracts (Various)

Schedule slippages in piping systems release continued to restrain insulation. Revised Area schedules in development are expected to provide better focus on insulation criticality.

9. Randall Electric

During September, Randall neared completion of identified work.

10. Synder, Mackin and Shaffer

During September, normal support of Construction activities proceeded.

11. Tuscarora Construction (Revestment Ditch)

Progress remains approximately two weeks behind schedule and completion is anticipated for October, 1984.

13. Pullman (Main Gas Stack)

Pullman has completed concrete placement operations, approximately four weeks behind schedule. Work remaining includes platform, ladder and electrical conduit installation and coating the inside of the stack.

III. CONSTRUCTION (Continued)

14. Northern Ready Mix

Dismantling of the site concrete batch plant will start on 9-28-84. Concrete to the site will be supplied by the backup plant located on Seneca Street in Oswego.

15. Reactor Controls Inc. (NSSS)

In general, the Recirculation System and Control Rod Drive installations are proceeding on schedule. Internal activity on the RPV remains about four weeks behind schedule. Evaluation of the RCI schedule as it interfaces with the overall schedule is underway.

16. Walsh Construction

Walsh has developed a sitewide punch list and schedule for remaining civil activities. Backfill operations continue on schedule with the exception of a West Side portion currently restrained by ongoing service water tunnel work. This has received management action and is anticipated to complete prior to winter.

17. Zurn Industries (Cooling Tower)

Zurn completed repairing areas previously chipped out of the basin slab. All other questionable areas have been left untouched.

SWEC is preparing a program to monitor the basin slab through the winter.

18. Plimouth Management, Inc.

PMI has resumed scheduled work on elevation 261' structural steel fireproof coating within the Control Building.

C. Construction Completion

As of September 19, 1984, a total of 77 Boundary Identification Packages have been accepted by SWEC Advisory Operations for preliminary testing. This is an increase of 11 BIP's from last month's report. The additional BIP's accepted are as follows:

#10.A02 Circ. Water Seal Water Pumps
#14.002 Turbine Bldg. Closed Loop Cooling Water
#22.B01 Turbine Oil Conditioner and Storage
#43.003 Diesel Gen. Bldg. Fire Protection (Water)
#48.002 Aux. Boiler Steam Piping
#66.012 Chiller Bldg. Drains
#72.007 Standby and Emergency AC Dist.
#72.008 Standby and Emergency AC Dist.
#72.009 Standby and Emergency AC Dist.
#72.010 Standby and Emergency AC Dist.

IV. ENGINEERING

A. General

1. Overall Engineering and Design efforts continue on schedule. The most significant areas include cable routing, setpoint development, responses to FSAR questions, Cat. II and III stress data packages, and ALARA shielding. The Bar Chart Summary of the 1984 Engineering Work Plan, as amended, is provided on the following two pages.

   Commencing with next month's report, more visibility will be provided for the following areas:

   1) E&DCR's and ACN's
   2) Stress Reconciliation
   3) Final Load Verification
   4) Equipment Qualification

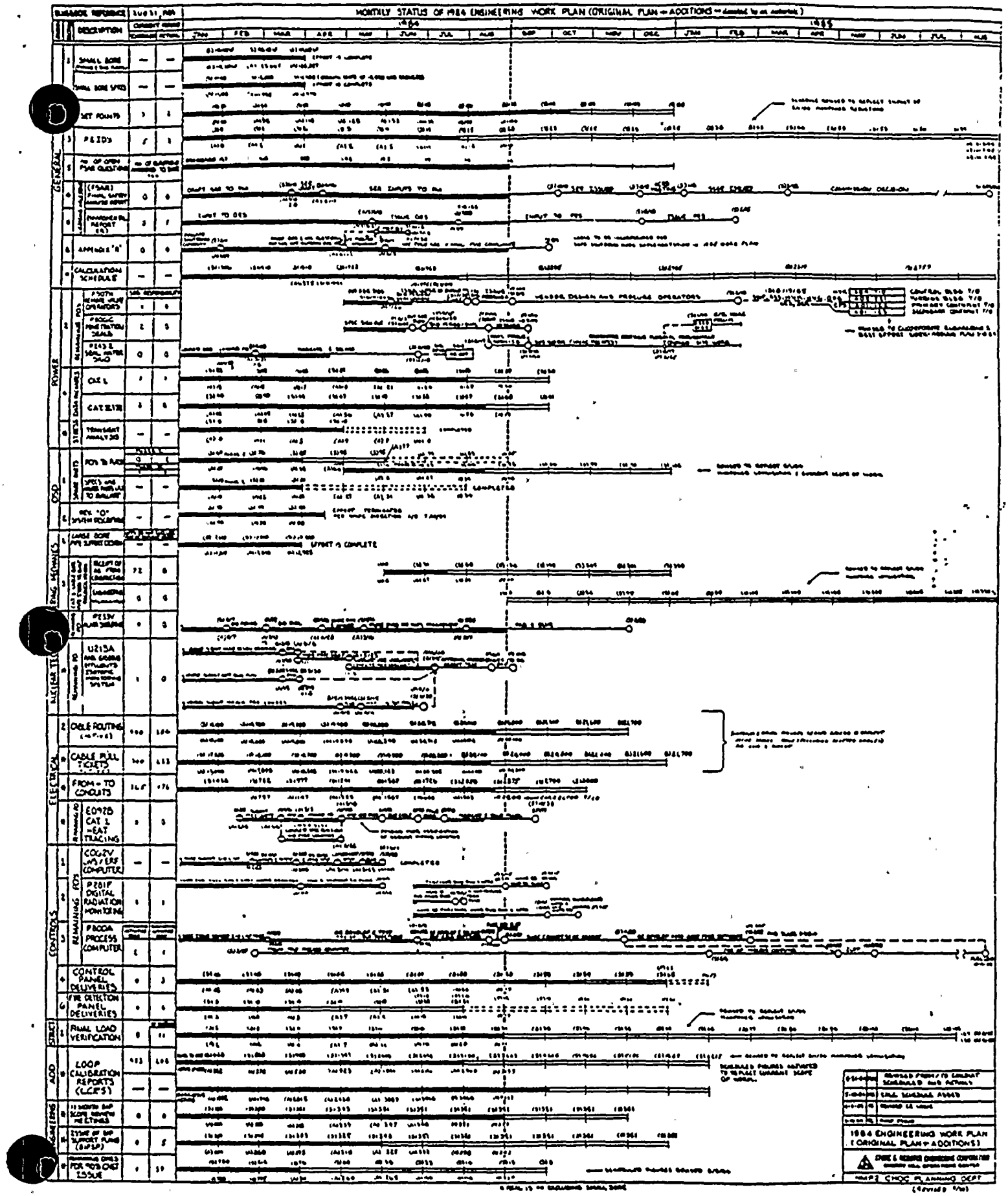
MONTHLY STATUS OF 1984 ENGINEERING WORK PLAN (ORIGINAL PLAN + ADDITIONS)
1984
1985
DESCRIPTION
GENERAL
POWER
OSD
ELECTRICAL
CONTROLS
STRUCT
ADD
SMALL BORE
SET POINTS
P&IDS
CALCULATION SCHEDULE
CAT 1
CAT II/III
TRANSIENT ANALYSIS
CABLE ROUTING
CABLE PULL TICKETS
FROM - TO CONDUITS
CONTROL PANEL DELIVERIES
FIRE DETECTION PANEL DELIVERIES
FINAL LOAD VERIFICATION
LOOP CALIBRATION REPORTS (LCR'S)
1984 ENGINEERING WORK PLAN (ORIGINAL PLAN + ADDITIONS)
CHOC PLANNING DEPT

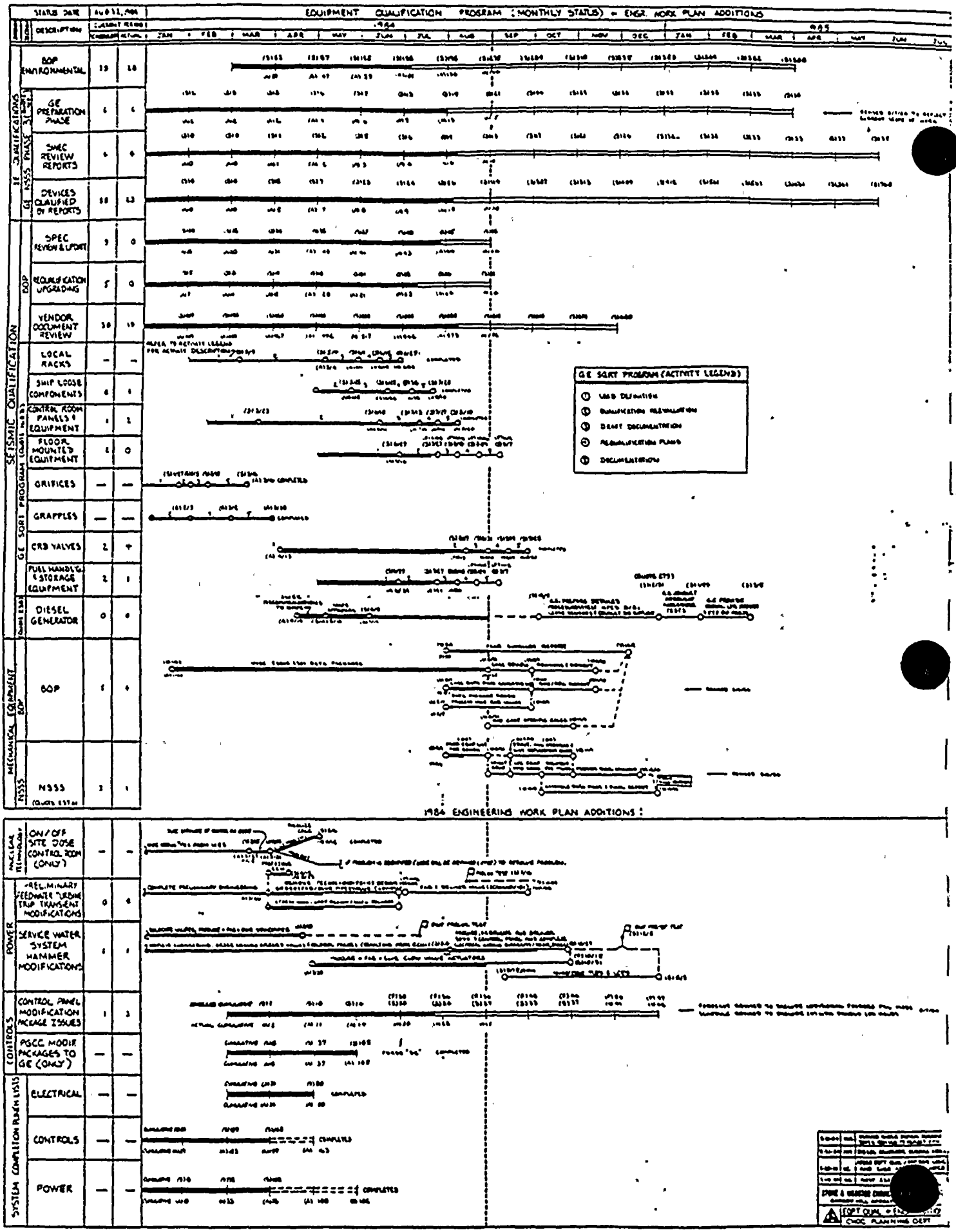
EQUIPMENT QUALIFICATION PROGRAM (MONTHLY STATUS) + ENGR. WORK PLAN ADDITIONS
DESCRIPTION
1984
1985
JAN FEB MAR APR MAY JUN JUL AUG SEP OCT NOV DEC JAN FEB MAR APR MAY JUN
BOP ENVIRONMENTAL
GE PREPARATION PHASE
SWEC REVIEW REPORTS
DEVICES QUALIFIED BY REPORTS
SPEC REVIEW & UPDATE
REQUALIFICATION UPGRADING
VENDOR DOCUMENT REVIEW
LOCAL RACKS
SHIP LOOSE COMPONENTS
CONTROL ROOM PANELS & EQUIPMENT
FLOOR MOUNTED EQUIPMENT
ORIFICES
GRAPPLES
CRD VALVES
FUEL HANDLG. & STORAGE EQUIPMENT
DIESEL GENERATOR
BOP
NSSS
GE SQRT PROGRAM (ACTIVITY LEGEND)
1984 ENGINEERING WORK PLAN ADDITIONS
ON/OFF SITE DOSE CONTROL ROOM (ONLY)
PRELIMINARY FEEDWATER TURBINE TRIP TRANSIENT MODIFICATIONS
SERVICE WATER SYSTEM HAMMER MODIFICATIONS
CONTROL PANEL MODIFICATION PACKAGE ISSUES
PGCC MODIF PACKAGES TO GE (ONLY)
ELECTRICAL
CONTROLS
POWER
CHOC PLANNING DEPT

IV. ENGINEERING (Continued)

A. (Cont'd)

2. Licensing

Preparation of responses to NRC questions and closeout of open items in the draft Safety Evaluation Report (SER) are continuing on schedule. Sixty-two of the 806 NRC questions remain to be answered, and of 331 draft SER open items, only 122 remain open. The goal of 20 or less open items in the SER by December 10, 1984, is achievable.

3. Appendix R

The safe shutdown analysis for a postulated fire in the main control room and the relay room has been included in the FSAR (Amendment #13). The list of design changes required to achieve safe shutdown capability in case of a fire and the schedule for implementation was finalized in a meeting with NMPC. The CEP for implementation of the design changes (prepared on the basis of 50 fixes) has been approved by NMPC.

B. Problem Areas

1. Control Panel Modifications

As of August 31, 1984, Engineering has identified a total of 57 control panels requiring potential field modifications. Twenty-five change packages have been completed to date. Although presently behind schedule, it is anticipated that this effort will be completed as scheduled.

2. As-Builts Stress Reconciliation

Receipt of As-Built packages from Construction is behind schedule. Of 132 scheduled As-Built packages, 47 had been received by the end of August 1984. To avoid potential problems the following plan has been implemented:

a. As-Built packages will continue to be submitted as all supports are installed.

b. A detailed schedule consistent with the integrated flush schedule will be developed by planning at the site to provide a meaningful As-Built package submittal schedule.

3. Equipment Qualification

Equipment Qualification remains behind the original schedule, principally due to delayed vendor document submittals. The production does support Project requirements. Intensive expediting and vendor communications are continuing to further improve submittals.

IV. ENGINEERING (Continued)

B. Problem Areas

4. From/To Conduit Designs

Diversion of manpower to meet NRC commitments related to incorporation of ACN's has resulted in this effort being behind schedule. It currently appears that completion of this effort will extend through December, rather than November as originally expected.

5. Fire Detection Panels

Significant progress on the delivery of the fire panels has been made, but this effort remains behind schedule. However, the balance of fire panels are scheduled for early November 1984 and a shipping date for the fire protection computer is being developed by the vendor. A joint Engineering Start-up, and Construction meeting will be held to address system completion plans.

6. Main Steam Isolation Valves

a. The work associated with the corrosion resistant cladding of the MSIV body spool seat areas is proceeding on schedule. Specialty tooling has been fabricated, welding procedures have been developed and qualified, and craft personnel are currently training on the equipment. Site work is expected to begin with contractor mobilization on 10/10/84 as scheduled.

b. The resolution of the lack of heat treatment of one of the valve body test coupons is proceeding on alternate paths, each supportive of the Project schedule, but having substantially different cost impacts. A presentation of the technical justification to the NRC to accept valve body 7A for use "as is" has been prepared and endorsed by a metallurgical consultant from Leigh University. This presentation will be made to the NRC the week of 09/24/84. The other viable option is complete replacement of the valve body.

C. Drawing Schedule

As of August 31, 1984, 40 drawings were required for construction. They consist of the following:

12 - Electrical wiring and termination drawings. Expected issue is the end of September.

11 - Power drawings that contain holds due to lack of vendor detail on expansion joints and other miscellaneous equipment. Expected issue is November.

13 - Berm drawings scheduled for September.

4 - Instrumentation drawings - scheduled for September.

These drawings are not impacting construction.

IV. ENGINEERING (Continued)

D. Staffing

The accelerated destaffing of the Engineering and Design staff has been completed. CEP's are currently being evaluated to assess future manpower requirements. See Section V for the Engineering staffing curves.

E. Other Activities

Status of E&DCR's dispositioned by Engineering is illustrated on the following graph. Although the backlog of E&DCR's has been reduced, this area will continue to be monitored closely.

E&DCR STATUS

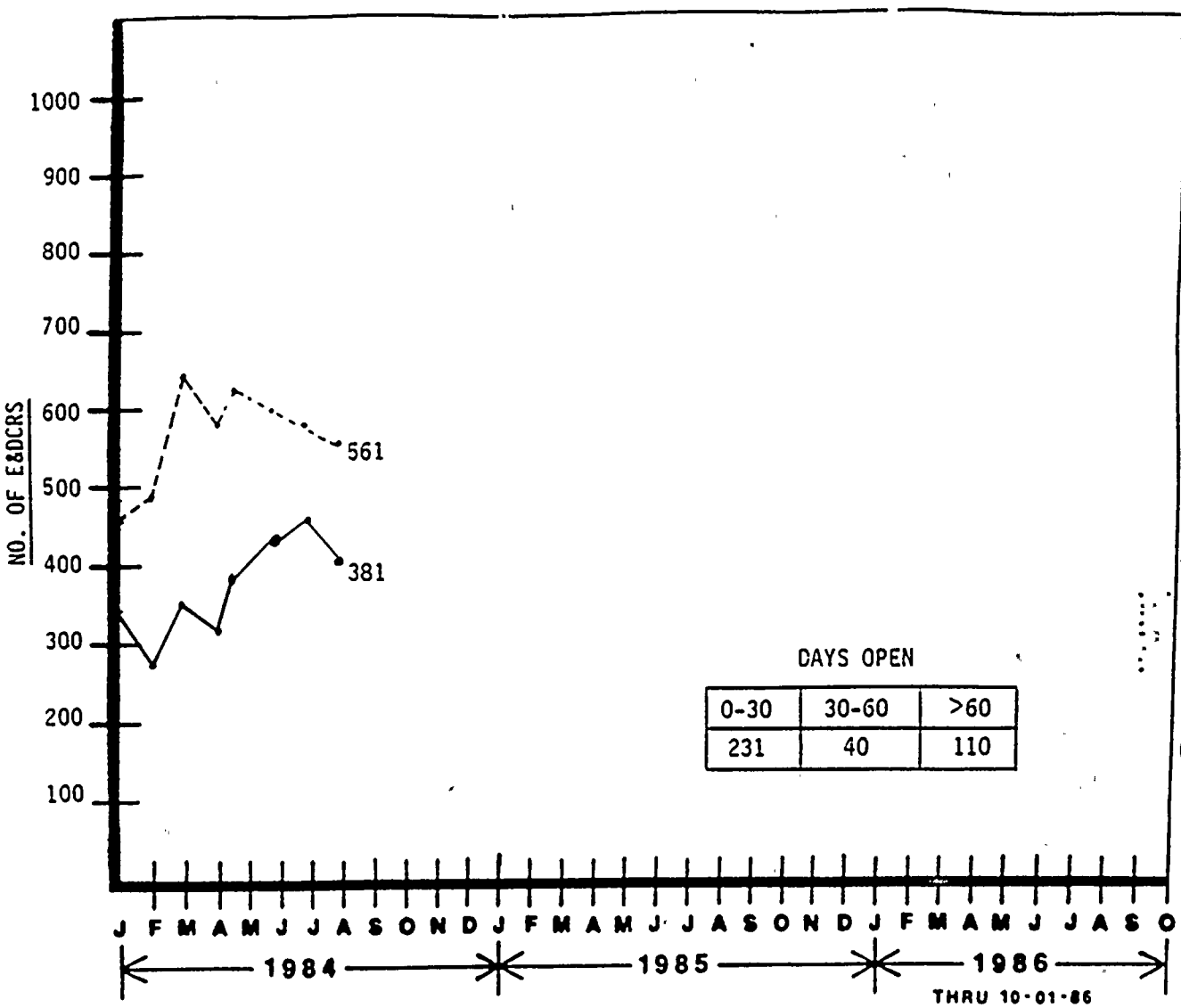

DAYS OPEN

0-30	30-60	>60
231	40	110

_____ Open with Engineering at Month End

-------- Answered by Engineering during Month

V. WORKFORCE LEVELS

The Site staffing is shown on the following table. The table was changed to actual payroll, as the Project staffing plan is now in actual payroll.

The CHOC staffing is shown on the Headquarters Services Manpower Graph. The equivalent manpower was 89 less then in the August report.

SEPTEMBER SITE STAFFING (PAYROLL)

	MANUAL		NON-MANUAL		TOTAL	
COST REIMBURSABLE	P	A	P	A	P	A
SWEC	1473	1470	1100	1152(1)	2573	2622
Walsh	700	750	38	39	738	789
LKComstock	861	841	110	108	971	949
ITT Grinnell	1058	1038	479	470	1537	1508
SMS	100	110	5	5	105	115
JCI	247	245	105	100	352	345
Schneider	150	153	19	20	169	173
Painting	0	0	4	0	4	0
Subtotal	4589	4607	1860	1894	6449	6501
Hard Money						
All		213		45		258
GE/NSSS				80		80
NMPC				520(2)		520(2)
TOTAL		4820		2539		7359

Note:

(1) Excludes CHOC paid site assigned personnel.

(2) NMPC includes MAC, NYSEG, RG&E and Central Hudson.

Manual Manpower (weekly "payroll headcount)

* Friday Payroll starting 7/27/84

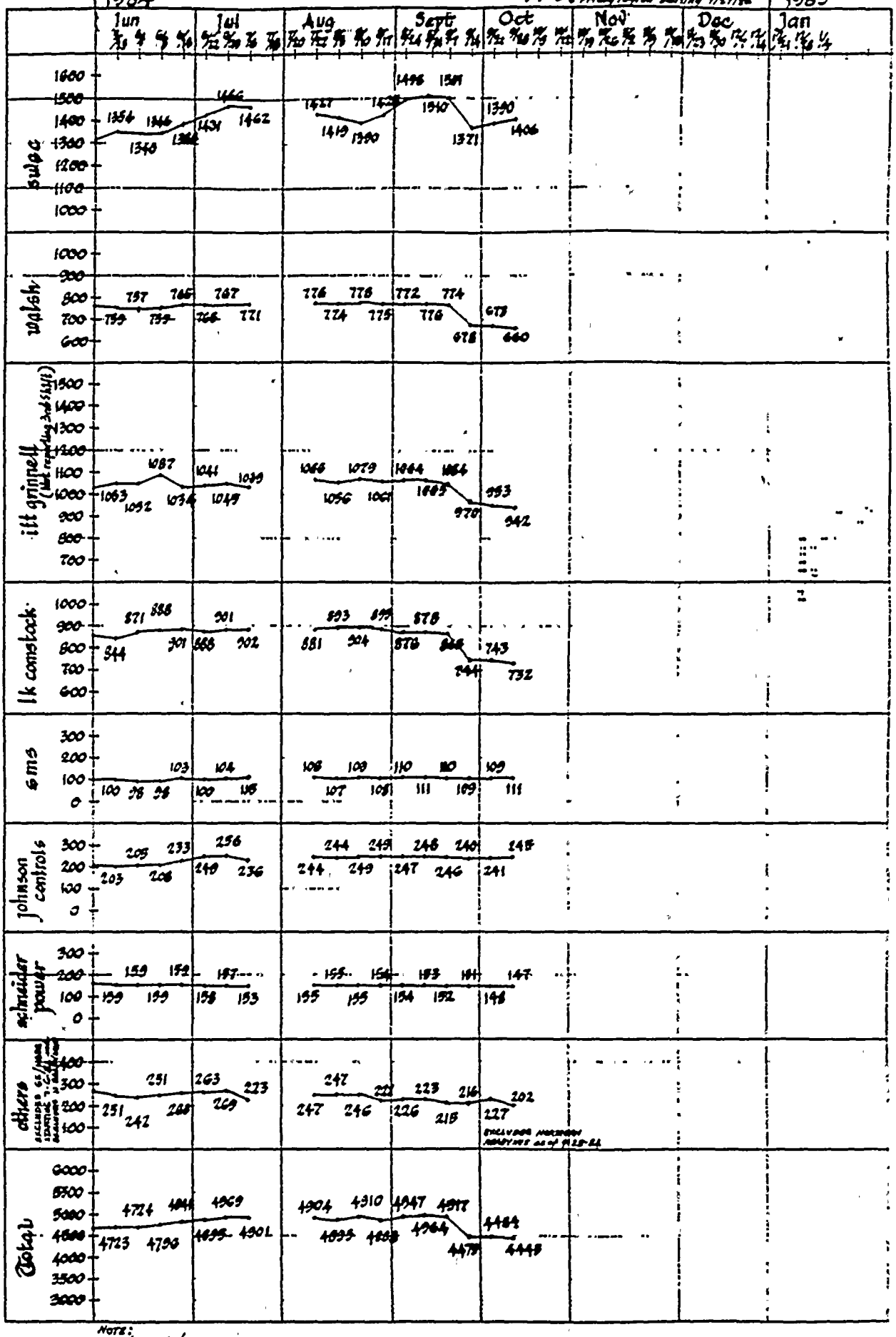

NOTE: 7/13 and 7/20 INFO NOT AVAILABLE

1984 Nonmanual Manpower (weekly*)

(FROM PAYROLL HEAD COUNT)

* FRIDAY WEEKLY STARTING 7-27-84



Note:
7/13 and 7/20 INFORMATION NOT AVAILABLE
** GE/NSSS NOT INCLUDED (STARTING 7/6/84) and NORTHROP READY MIX as of 9-28-84
*** EXCLUDES SEC CHOC ONLY (START 4-3-84)

SWEC ENGINEERING AND DESIGN PERSONNEL (SEG + CHOC)

	PLANNED	ACTUAL	VARIANCE
SEPTEMBER	749	779	30

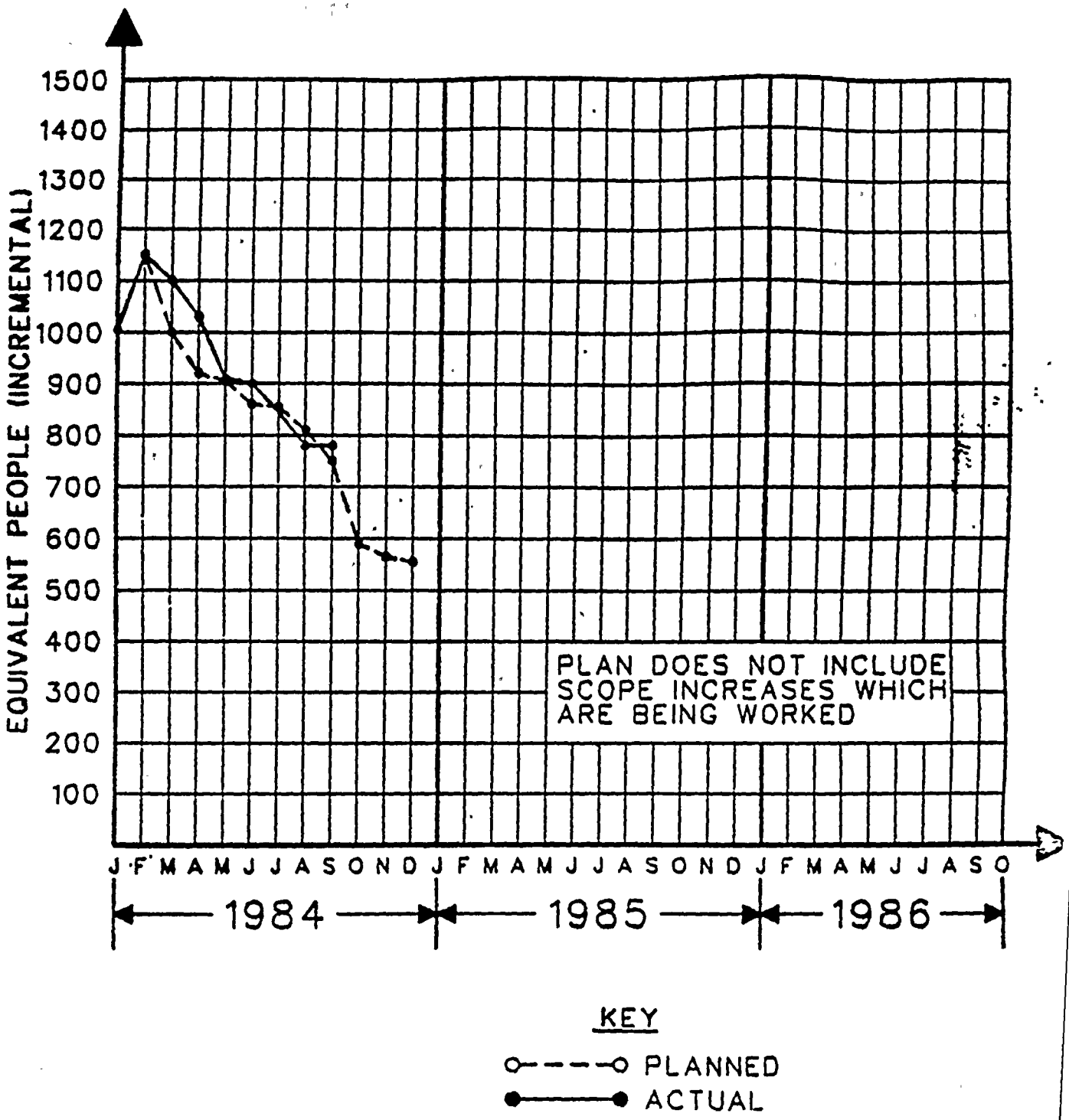

SWEC HEADQUARTERS SERVICES
EQUIVALENT MANPOWER

(E&D Including SEG, Project Services
Ad Ops, QA/QC)

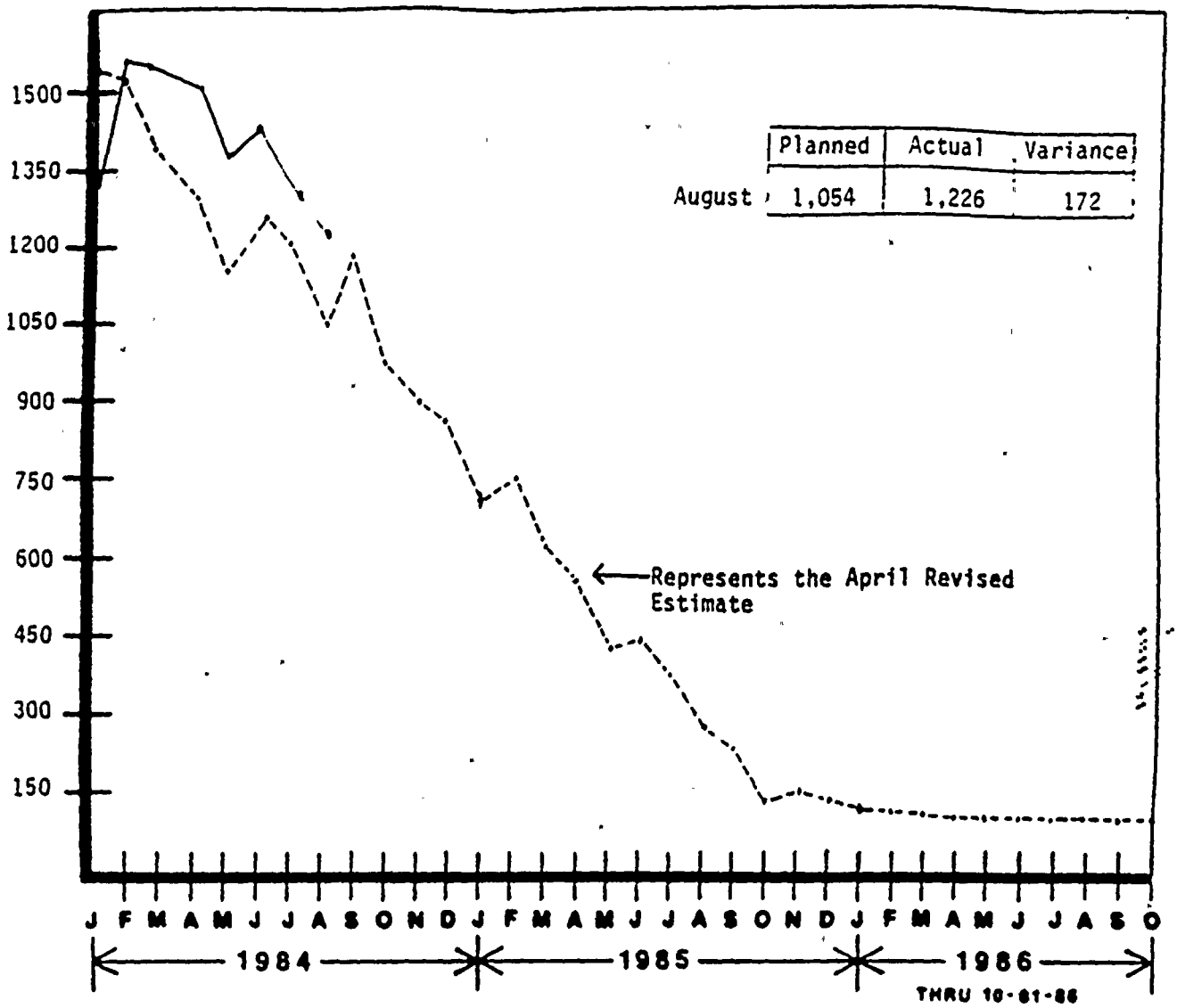

HEADQUARTERS PAID

SEG EQUIVALENT MANPOWER

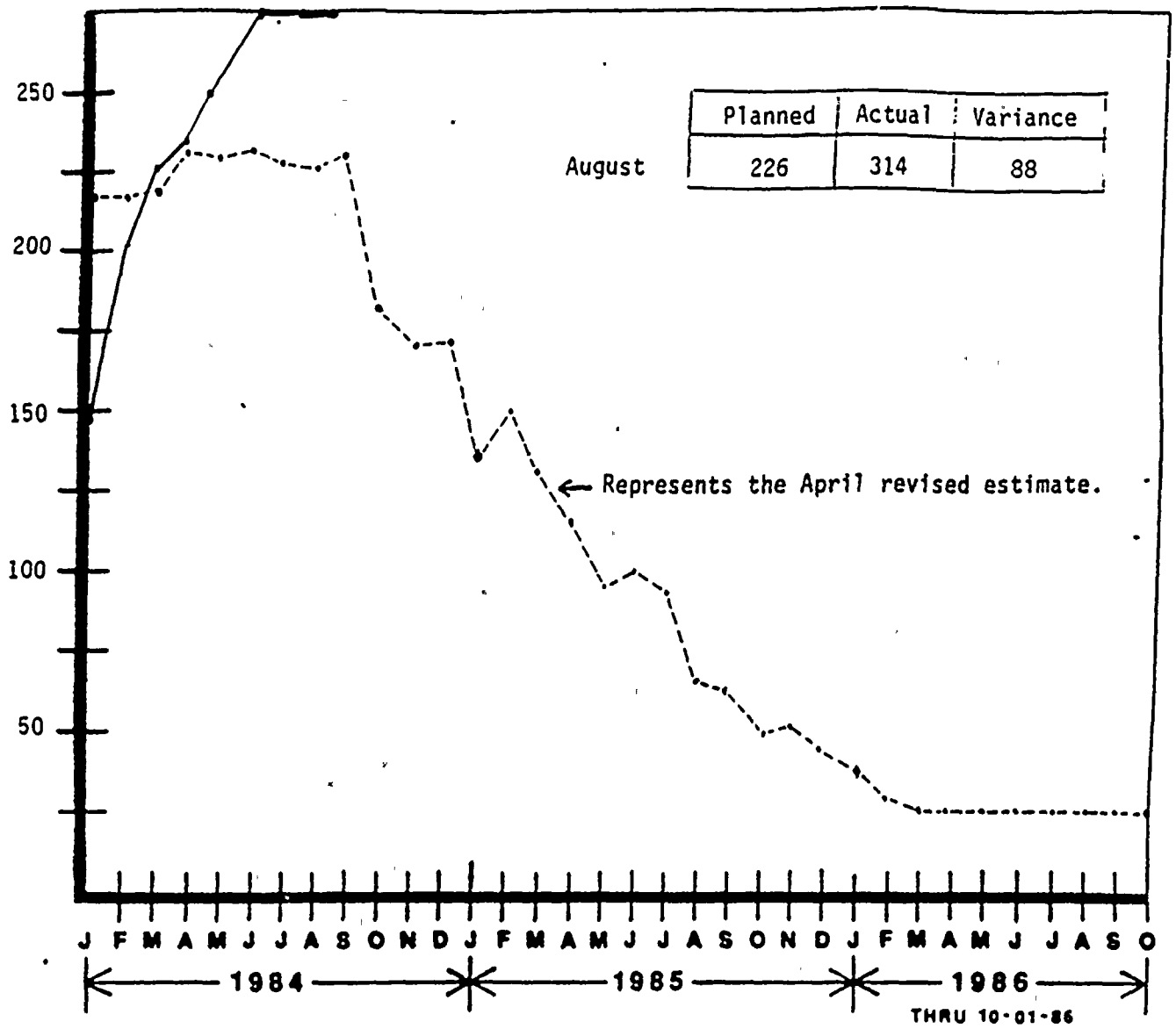

Actual

Planned

SWEC HEADQUARTERS
Cumulative Manhours
(CHOC, and Site including Advisory Operations, SEG,
QA/QC and Project Services)

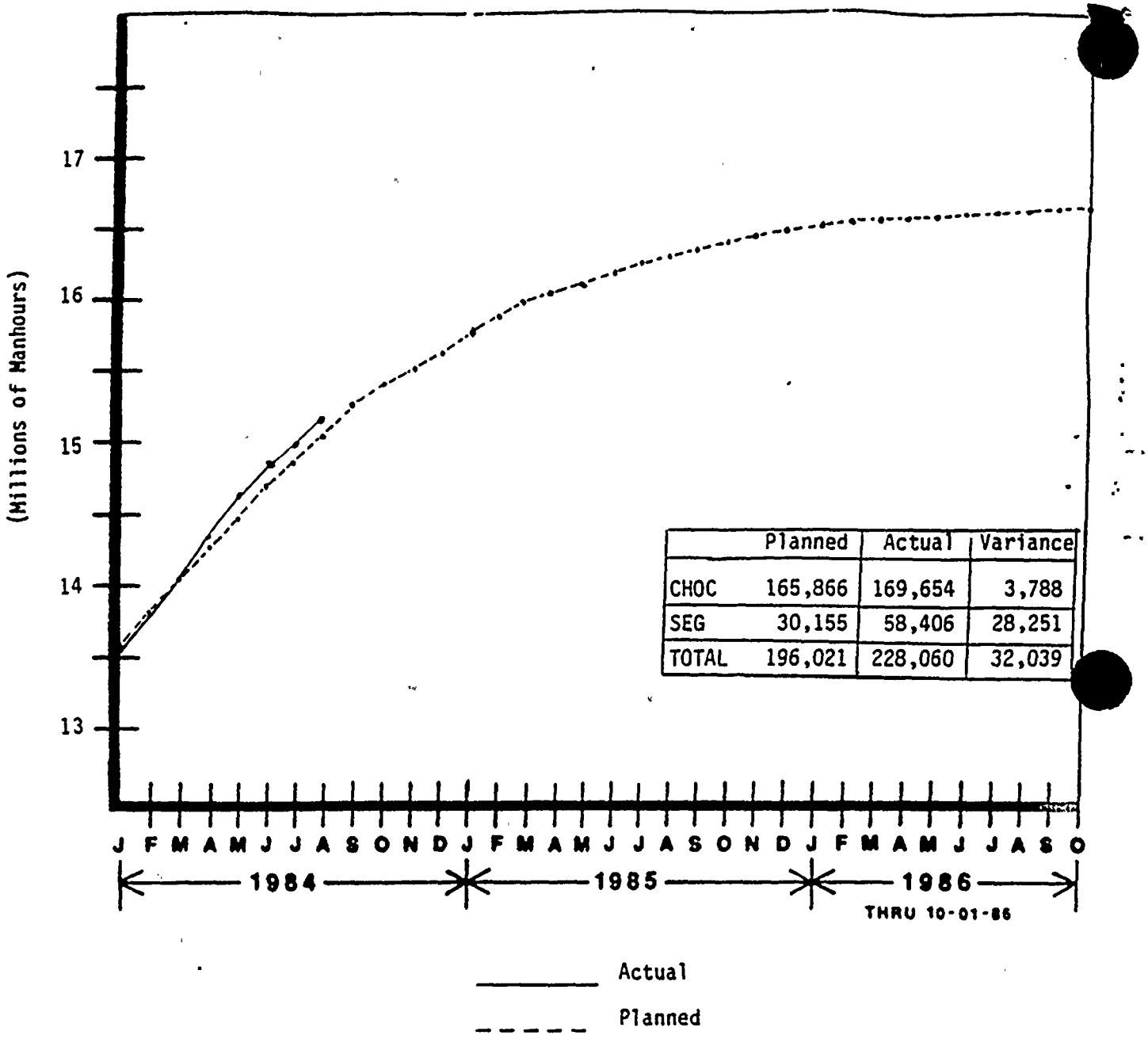

	Planned	Actual	Variance
CHOC	165,866	169,654	3,788
SEG	30,155	58,406	28,251
TOTAL	196,021	228,060	32,039

VI. QUALITY ASSURANCE

A. NRC Construction Appraisal Team (CAT) and Enforcement Letter

The verification of all the CAT Action Plans has been completed. As a result, 18 discrepant/deficient items had been identified. As of August 31, 1984, all of the items have been resolved, verified and closed.

B. Other NRC Activities

The potentially reportable deficiency (50.55e) concerning deficient welds in the CRD Support System has been evaluated by NMPC Nuclear Engineering & Licensing. The NRC was notified July 26, 1984 that the deficiency was potentially reportable. An interim report was submitted to the NRC on August 27, 1984, and a final report will be submitted by November 12, 1984.

Another potentially reportable deficiency was referred to NMPC Nuclear Engineering & Licensing on September 13, 1984. Stone & Webster had evaluated a problem of "duplication of radiographs" performed by ITT Grinnell. The NRC has been notified that the deficiency is potentially reportable, with further investigation/evaluation required.

NRC Open Items, Unresolved Items and Notices of Violations, that remained open as of September 20, are statused below.

	1	2	3	4	5	
Item		Additional Action Required	Final Review	On Hold	NRC Reviewing	Total
Open:		4	12	1	2	19
Unresolved:		21	24	4	5	54
Violations:		6	6	2	12	26
					TOTAL	99

The actual No. of Violations awaiting a response to be forwarded to the NRC is 8 (Blocks 3 & 4).

1- NRC Open Item, Unresolved Item, or Notice of Violation

2- Additional action required within NMPC or contractor prior to final review and verification by QA (i.e. more documentation required, additional calculations to be performed, etc.)

3- The package for the item is completed and is being reviewed for adequacy and completeness prior to submittal to the NRC.

4- Items which parallel or are identical to items presently identified in the CAT. inspection and require further resolution prior to submittal.

5- Items which have been completed and have been forwarded to the NRC for review and approval for closure of the item.

C. Independent Review

The Independent Assessment team has performed their review of completed CAT Action Plans (Phase 1). The remaining 9 CAT Action Plans will be reviewed as they are completed. As a result of the review performed as of September 17, seven Corrective Action Requests have been issued identifying deficiencies that had remained uncorrected. Six of the Corrective Action Requests presently identify software deficiencies and one identifies a hardware deficiency. The identified hardware deficiency will require a reinspection of all welds on the Enterprize System by RCI and may require a reinspection of all previous RCI Quality Control accept welds. The interim report for Phase I was completed and submitted to the NRC and NMPC on August 15, 1984.

The review of NRC identified deficiencies (Phase II) is in progress. As a result of the review performed to date, four Corrective Action Requests have been issued identifying deficiencies/discrepancies. The four Corrective Actions presently identify software deficiencies. The interim report for Phase II was formalized and issued on August 24, 1984.

The review of NMPC identified deficiencies during January 1, 1981 through March 31, 1984 (Phase III) is in progress. The review consists of 216 items, 177 of which have been reviewed and are closed, eight are out of the scope of the review (CAT-II and Unit I), and the remaining 31 are awaiting closure by NMPC. As a result of this review to date, three Corrective Action Requests have been issued. Two of the Corrective Action Requests identify software deficiencies and one identifies a hardware deficiency. The interim report for Phase III was formalized and issued on September 22, 1984.

The review of Contractor's deficiencies identified during January 1, 1981 through March 31, 1984, (Phase IV) is in progress. A sample of 2,500 items has been selected for review, of which 1,128 items have been reviewed and are closed, 175 items are presently being reviewed, and the remaining items have been assigned to individuals to commence the review. As a result of these actions, 31 Corrective Action Requests have been issued. Of the 31 Corrective Action Requests, 11 identify software deficiencies and 20 identify hardware deficiencies. The final report for Phase IV and the first three phases is scheduled for issue on December 18, 1984.

VII. CONTRACT ADMINISTRATION

A. Major Contract Issues

1. P800A - GE NSSS Contract - Contract Extension

On September 11, 1984 a settlement was agreed upon by NMPC and GE to include the following:

- Extensions of warranties, Project Management services, Site technical direction/installation and retention to reflect 1986 C.O.D. Also included in the settlement is completion of engineering services on a time and material basis. An amendment incorporating the settlement is currently being developed.

2. P800A - GE NSSS Contract - Cost Allocation

In a meeting with GE's Executive Management, GE re-confirmed its desire to approach cost responsibility and reconciliation on a team basis, i.e., with NMPC and SWEC participation. GE has committed to total definition of electrical separation FDDRs by week of 9/17/84, including estimated dollars.

3. P800A - GE NSSS Contract - Amendment #20

A meeting was held between NMPC and GE to negotiate terms and conditions. The major areas of dispute were GE's warranties and liabilities. NMPC plans to solicit proposals from a number of companies, including GE, for additional startup services. A purchase requisition for solicitation of bids from eight companies will be submitted to System Purchasing on September 18, 1984. Bidders will be given two weeks to respond upon receipt. It is believed that this approach will have the overall effect of reducing the cost for these additional startup services.

4. E061A - L.K. Comstock

A contract change was executed by NMPC and LKC incorporating additional work and associated fee. The new total estimated value of the electrical contract is $152,000,000.

5. P413L - Schneider Power Corporation

Agreement was reached with SPC revising the contract to a fixed fee arrangement for all HVAC work. The fixed fee is inclusive of all future changes and additions to the work. Also, the contract completion date was extended, consistent with a 1986 C.O.D.

6. P282K - Rockwell International Hydrogen Recombiners

Rockwell notified SWEC/NMPC of a September 17, 1984 deadline to accept a proposal to participate in Rockwell International Qualification Program for $250,000.00

SWEC did issue a letter, dated September 17, 1984, directing Rockwell to include SWEC/NMPC in the qualification program. This letter also reiterates SWEC/NMPC's position on this matter stating Rockwell International is to provide a qualification program under M/C-4 for $37,000.00.

B. Expediting

1. BALANCE OF PLANT (BOP):

a. The total number of CHOC purchase orders for permanent plant equipment which are either completed, canceled or furnish and install contracts is 228. This means that 70% of the total purchase orders placed are complete as presently defined.

There are 94 open CHOC Purchase Orders required for delivery through 1/30/85. They are broken down as follows:

Ahead of P.O. Commitment	3
On Schedule	40
Behind Original PO Commitment	51
Total	94

Of the 51 negative deliveries, 40 are considered to be impacting construction to various degrees.

Impact:	Construction	20
	Turnover	14
	Preliminary Test	6
	Total	40

b. Expeditors have taken steps to improve all phases of vendor procurement, engineering, production and inspection for the 20 most critical orders impacting turnover and test. Regular shop visits are conducted by Expeditors and NMPC Contract Administration to minimize the impact of these late deliveries to construction schedules.

2. HANGER MATERIAL STATUS:

a. P301N - ITT Grinnell:

There are currently 125 shop orders remaining with ITT, all or partially open at this time, 35 of which are designated as priority requirements for the Primary Containment. These priority shop orders are projected for delivery through October 15, 1984, and 90% of this commitment represents improvement on the contractual obligations.

Responsible expeditors will visit the vendor shop in an attempt to further improve deliveries. Direct contact is made with ITT sub-vendors to expedite delivery of raw material - the cause of delay in most cases.

b. P301R NPS Industries

A total of 889 pieces of large and small bore material are on this order. As of September 14, 1984, 494 pieces had been shipped (56%). The balance of 395 have scheduled delivery dates through October 15, 1984. The vendor is currently shipping SWEC priorities as promised.

3. LARGE AND SMALL BORE VALVES:

a. SWEC Engineering has requested quotations from various vendors totalling approximately 2,500 additional new valves. Of this total, 149 were identified as required for permanent plant and the remainder as Spare/Replacement valves.

VIII. STARTUP AND TEST

A. General

Startup Administrative Procedures (SAP) preparation continues at an acceptable rate with completion expected by 9/30/84. These procedures will provide guidelines and policy for the Startup and Test Program.

Preliminary testing continues with the major emphasis on supporting testing in progress on Service Water, Condensate System and the Instrument Air System.

NMPC Records Management has been advised of the system turnovers to support development of a required records list and deficiency list of outstanding documentation to support the turnover process. This is expected to be complete during October, 1984.

B. Turnover Status

As of October 1, 1984, 79 of 83 schedule BIP "A" releases have been accepted for Preliminary Testing. There are 4 BIP "A" releases overdue.

C. Preliminary Test Status

Service Water System and Condensate System flushes have started. 4160 energization will be completed next month.

D. Major Problems

1. Replacement Parts: Lack of replacement parts continues to affect the testing effort. Preliminary meetings have been held in CHOC with Plant Service division personnel. CHOC Engineering has developed a schedule to bring this effort back on track.

2. Release of Systems From Construction: Startup and Test is working with Construction to determine which turnovers are critical to testing. The releases are not being accomplished in a timely manner due to procedural and programmatic problems.

3. Systemic Software: Current Permanent Plant File contents indicate a need to increase the emphasis and activities for software processing to be completed to support system turnover. A major effort remains underway by Records Management to define the records required for turnover. (Due 9/84).

4. Project Schedule Integration: This effort is under continuous evaluation due to continued slips in construction activity completion, unsat inspections after construction, refinement of priority sequence of systems, and insufficient coordinated control of the schedule and its revisions.

VIII. STARTUP AND TEST (Cont'd)

E. Fuel Status

1. Enriched uranium has been delivered to G.E.

2. G. E. currently fabricating the bundles; scheduled to complete by May, 1985.

3. NMPC currently evaluating storage requirements prior to shipment to Site.

ELECT PROC ISSUED

(CUMULATIVE) 9/24/84

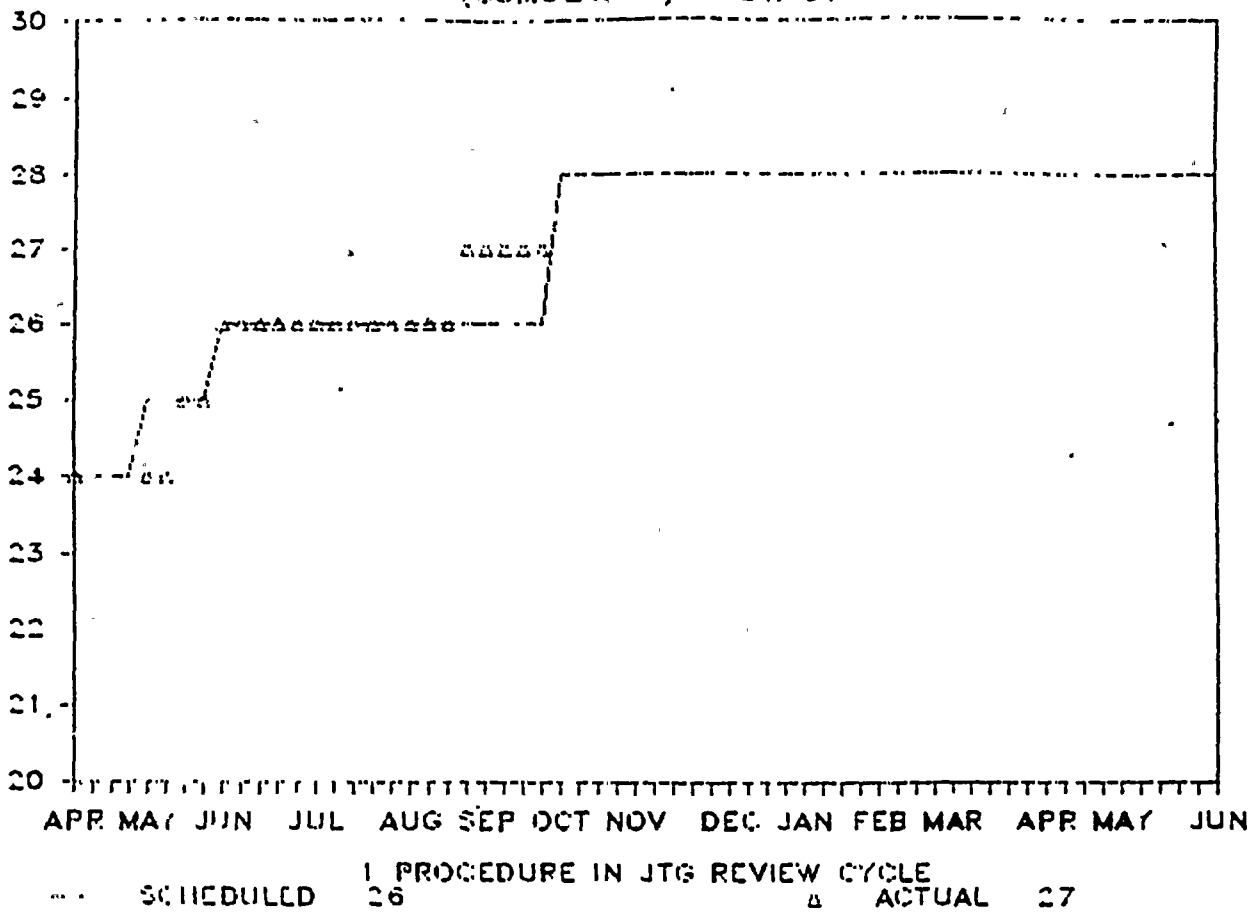

MECH PROC ISSUED

(CUMULATIVE) 9/24/84

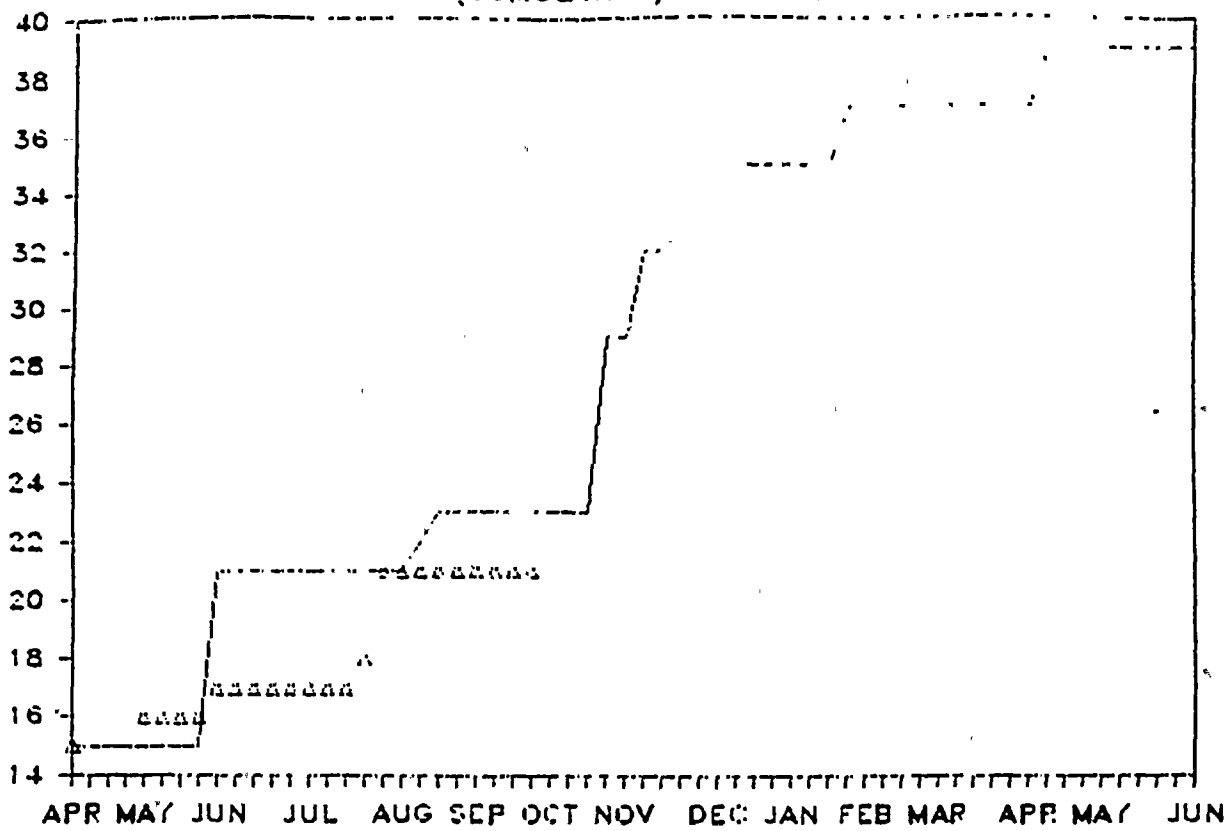

9 procedures in JTG review cycle

---- SCHEDULED 23 ▲ ACTUAL 21

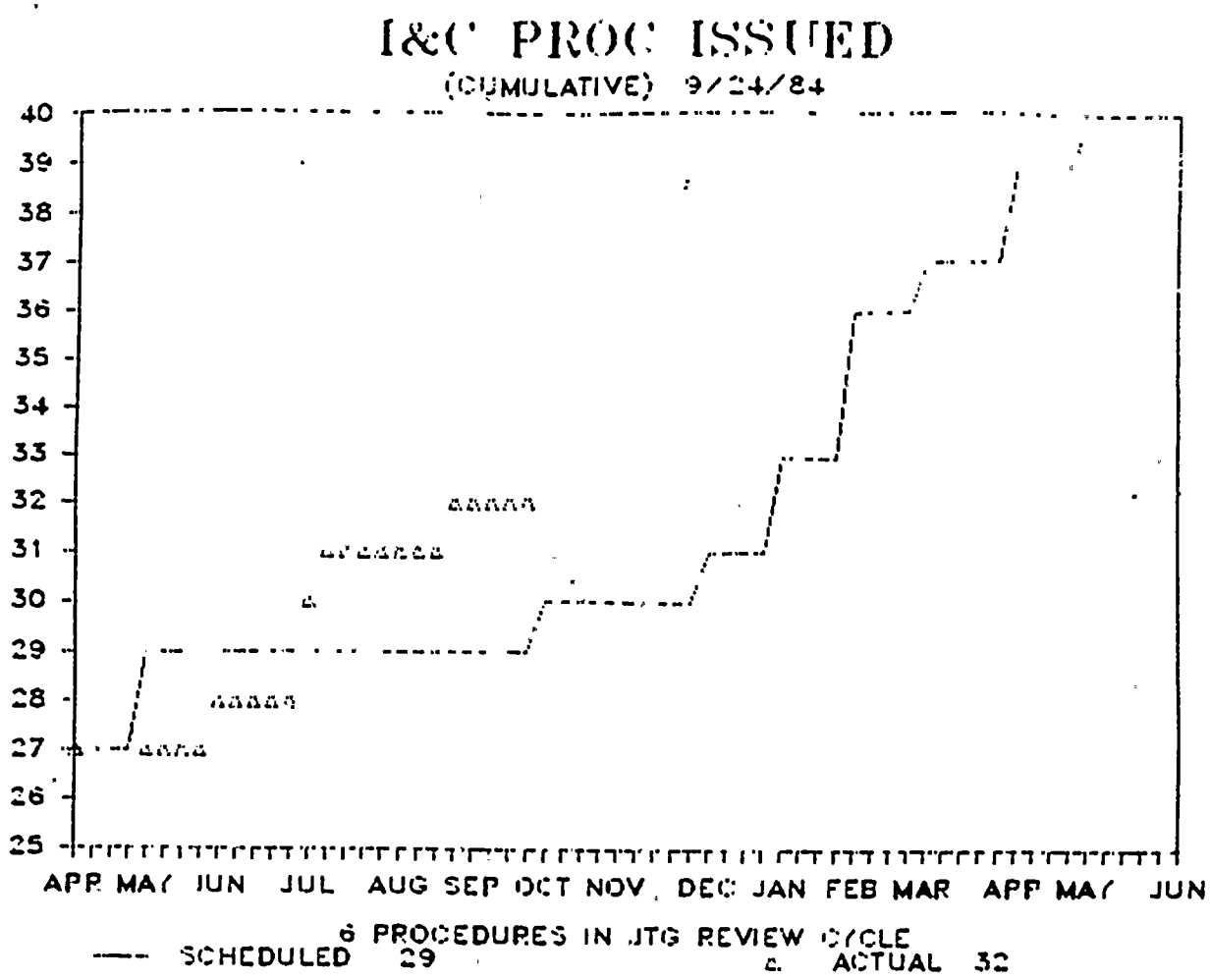
I&C PROC ISSUED
(CUMULATIVE) 9/24/84
40
39
38
37
36
35
34
33
32
31
30
29
28
27
26
25
APR MAY JUN JUL AUG SEP OCT NOV DEC JAN FEB MAR APR MAY JUN
6 PROCEDURES IN JTG REVIEW CYCLE
SCHEDULED 29
ACTUAL 32

STARTUP & TEST

CONTROL CIRCUIT VERIFICATION

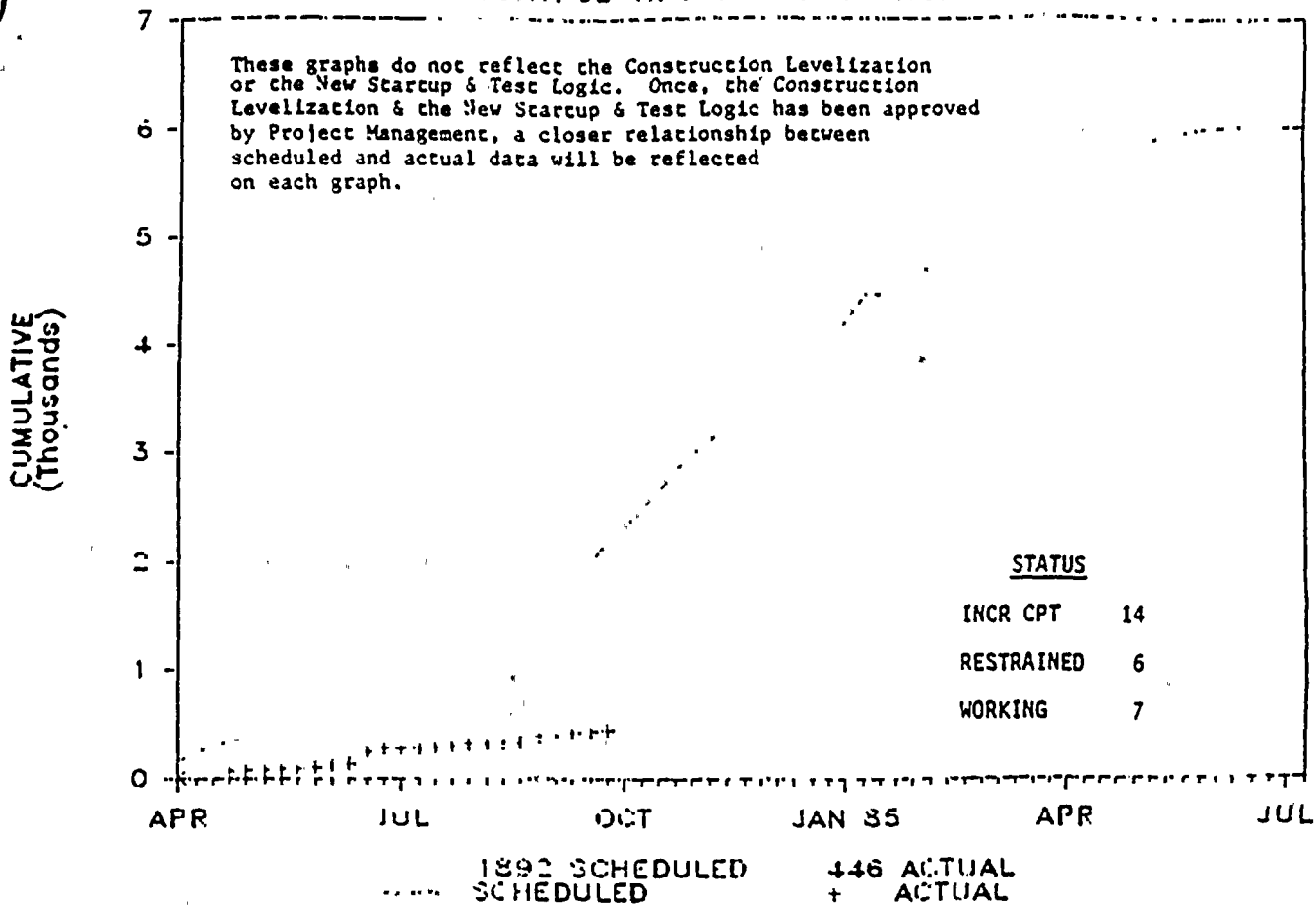

STARTUP & TEST

LOOP CALIBRATION REPORTS-EQUIVALENT

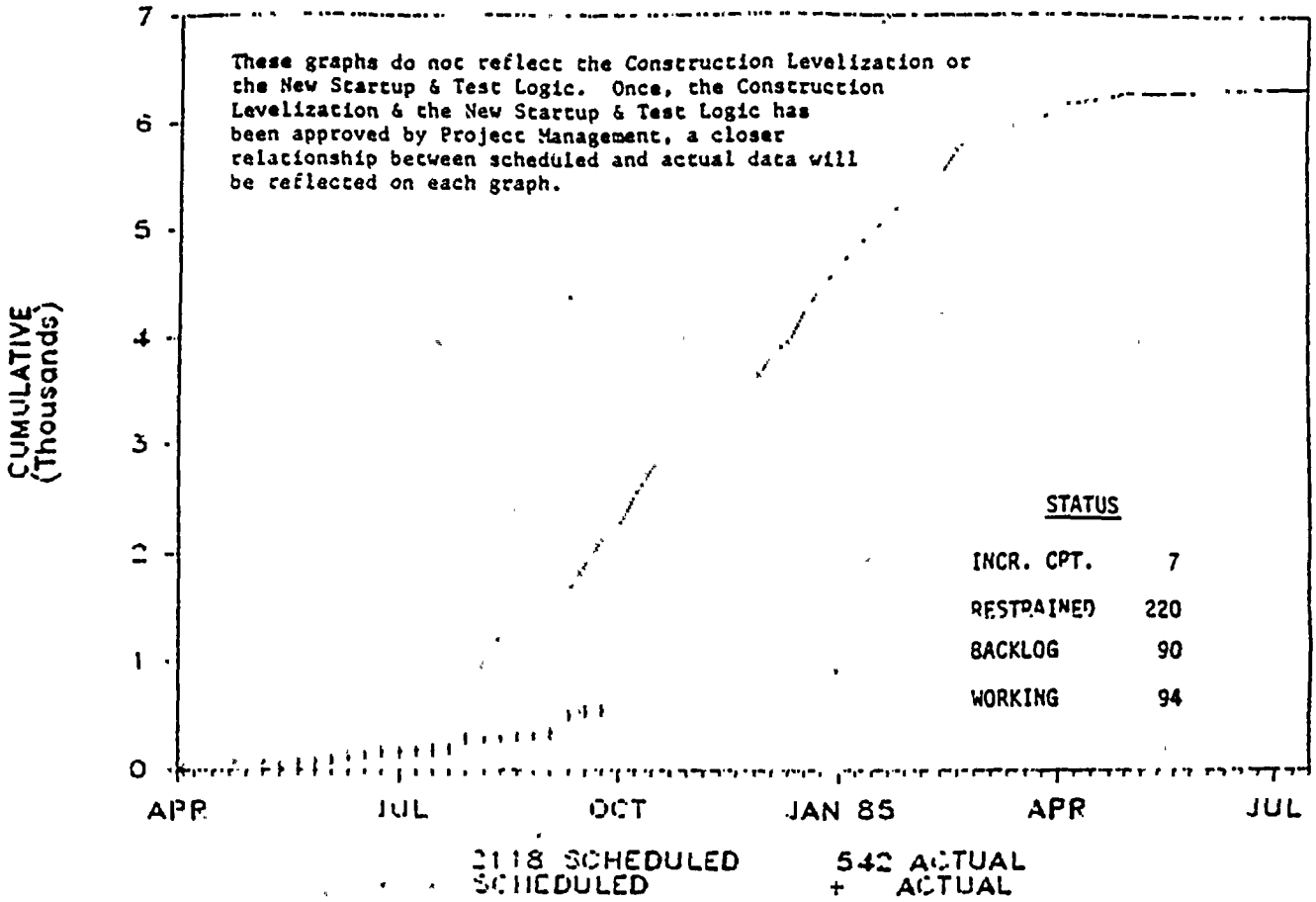

STARTUP & TEST

FLUSHES

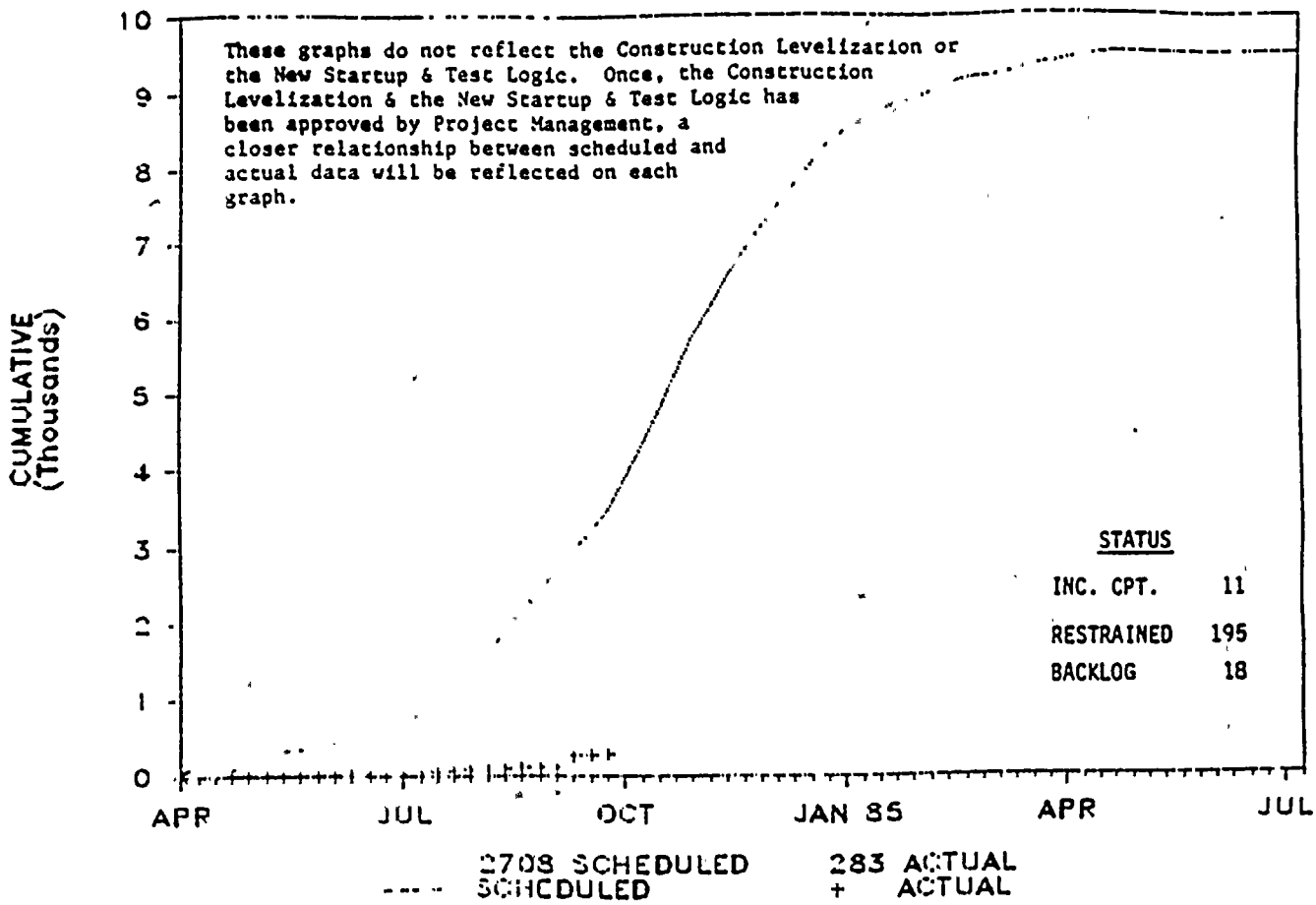

STARTUP & TEST

INITIAL EQUIPMENT OPERATION

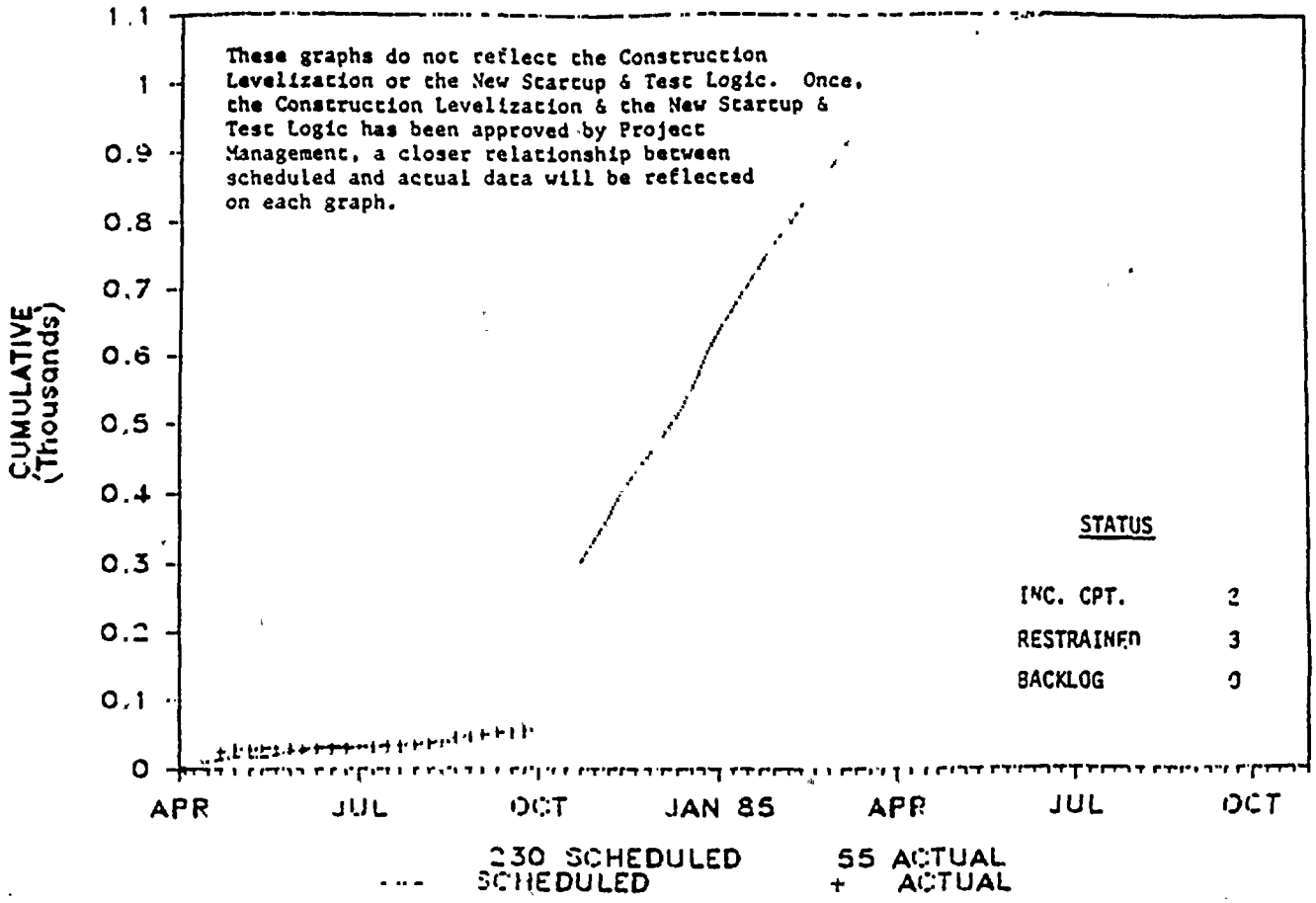

IX. COST

A. Cash Flow Summary

Approximately $2,501 million* has been charged on the total Project to date.

As of September 16, approximately $519.5 million had been expended in 1984. This is $0.3 million under the new $675 million 1984 forecast plan of $519.8.

The $630 million 1984 forecast has been revised to $675 million. The $675 million 1984 forecast has incorporated the actual monthly expenditures through July.

Approximately $54.7 million was expended in September versus the $55.1 million planned.

B. September Cash Flow Variance Analysis

	Variance	Remarks
SWEC Manual and Non-Manual	$.6 million over	The manual overtime was six percent over the plan at 20% The non-manual manpower was 140 over the plan at 1240. Overtime was 2.7% over plan at 15.2%.
ITT Grinnell	$2.2 million over	The non-manual overtime was 5.8% over plan at 20.8%. Two nonmanual payments were made this period that should have been paid in August. The August union benefit payment not paid in August was paid this period.
JCI	.4 million over	The nonmanual overtime was 13.9% over plan at 26.4%. The manual overtime was 8.7% over plan at 26.2%. An August manual and nonmanual payment was made this period.

----------Continued----------

Note * This figure excludes $2.6 million in Administration Building Expenditures and 5.3 million in previously paid AFUDC payments.

IX. COST (Continued)

	Variance	Remarks
FPO's	$ .5 million over	
Other Misc.	$ .7 million under	
Total Construction	$3.5 million over	
Headqrtrs. Services	$1.0 million over	September payment for July services. Manhours overran approximately 17,000 from plan mainly in CHOC Engineering and Design.
Hdqtrs. Material	$ 3.4 million under	
Total Headqrtrs.	$ 2.4 million over	
Client Cost	$ 1.5 million under	
TOTAL PROJECT	$ .4 million under	

PROJECT FORECAST

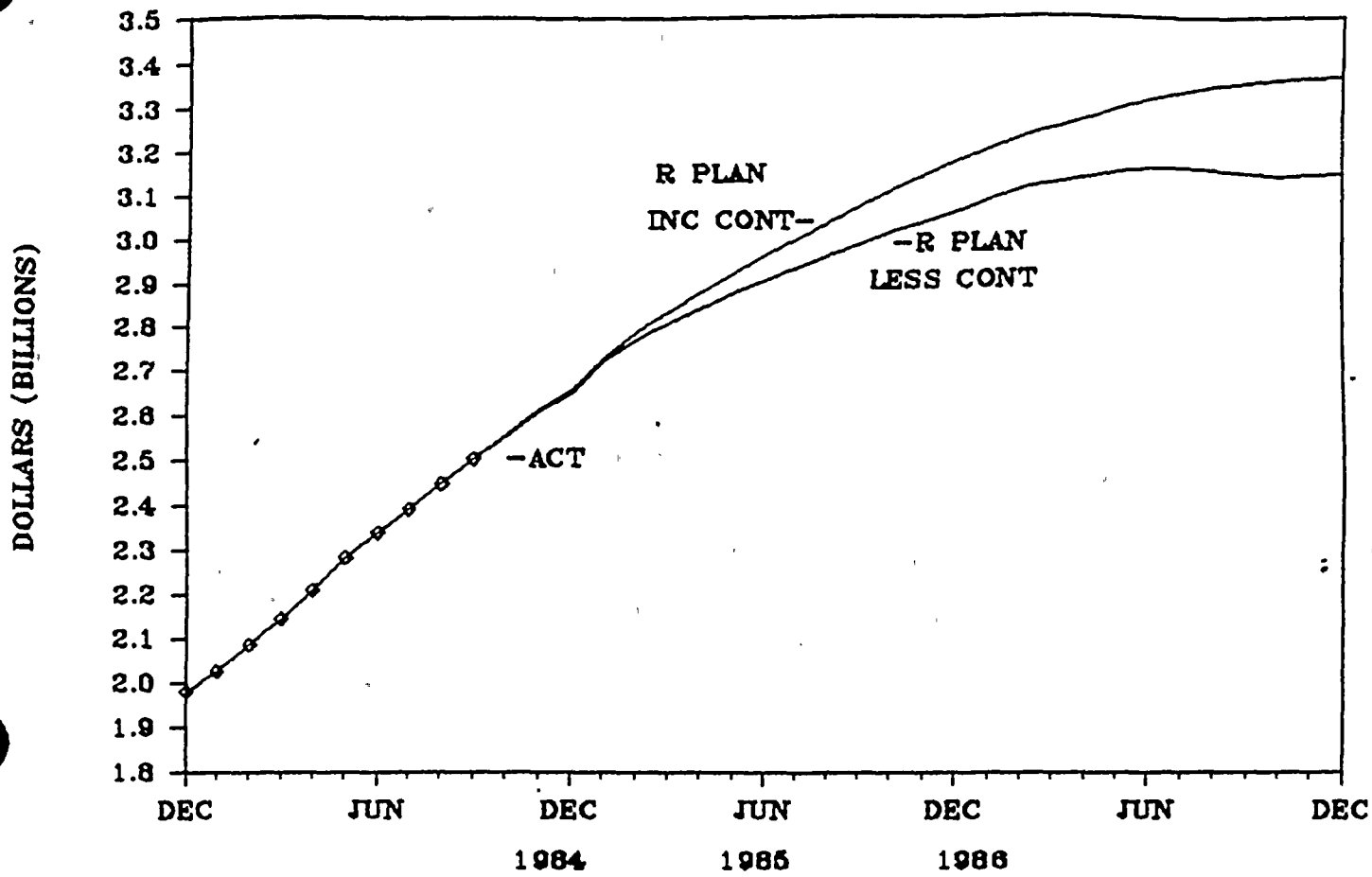

IX. COST (Continued)

C. Project Forecast

The revised Project Forecast was approved on 9-14-84. The details of this forecast were presented to the Cotenants on 9/7/84. This forecast consists of planned Cash Flows of approximately $675 million in 1984, $524 million in 1985 and $189 million in 1986.

D. Common Facilities

A proposed plan for allocating the costs of common facilities between Units 1 and 2 has been developed. It will be submitted to Niagara Mohawk Management for review by no later than October 10, 1984. Once this plan has been finalized, it will be presented to the Cotenants for their approval.

E. Contingency Management Program

The Contingency Management Program was instituted to identify all items that were not included in the April 1, 1984 Baseline Estimate and therefore, must be funded from Contingency. The Contingency balance appropriated for the 4/1/84 estimate was $205,000,000. To date, the Contingency balance has increased by $10,521,771 for approved changes. As of September 21, 1984, SWEC has submitted Change Evaluation Packages (CEP's), affecting the 4/1/84 estimate with an approximate value of $52,285,369. Also, items totalling $9,650,000 have been identified as potential exposures to contingency. CEP's have not as yet been written for these items.

CONTINGENCY MANAGEMENT PROGRAM
APPROVED CHANGES
April 1, 1984 to September 21, 1984

Item	Drawdown	Addition	Contingency Balance
Balance 4/1/84			$205,000,000
Rejection of NSS/PGCC Quote 256 by NMPC		$ 695,000	
Budget value in excess of vendor quote for Spec. P233N - Reactor Bldg. radiation shields		800,000	
NSSS Amendment #20 quote under budgeted amount		3,000,000	
Increase to contingency based on the latest Project forecast (CEP in process)		13,991,441	
APPROVED CEP's *			
#01130 Approx.	$ 186,000		
#01149	53,200		
#01153 Approx.	1,735,292		
#01160 Rev. 1 Approx.	683,500		
#01171	4,243,480		
#01172	266,800		
#01173	704,498		
#01178	91,900		
	$7,964,670	$18,486,441	
NET CHANGE		$10,521,771	$215,521,771

* CEP #	Description
01130	AOD CHOC Review of NMPC Preoperational and Acceptance Test Procedures.
01149	Extraction of Cable Numbers from Test Loop Diagrams.
01153	PGCC/NSS Support-Revised Budget.
01160 Rev. 1	Technical Support Center.
01171	QA/QC, EA PQA - Budget Revision
01172	Data Base Accuracy for System 38 Activity Control System.
01173	Purchasing Div. - Budget Revision.
01178	Ductwork Qualification.

X. RECORDS/INFORMATION MANAGEMENT

A. Significant Activities

The following procedures have been approved for distribution in the Project Manual:

PG-80	Record ID/Traceability Matrix, Preparation & Control
PG-81	Required Records List, Preparation & Control
PG-82	Turnover Specifications, Preparation & Control
PG-83	Review, Overview, Inspection & Transfer of NMP2 Required Records
PG-84	NMP2 Documentation Turnover Transmittal
PG-85	Correcting, Changing or Supplementing Records Prior to Turnover
PG-87	Supplementing NMP2 PPF Records

The assessment of procedural compliance to the NMP2 Records Management Plan has been initiated in the following areas:

Johnson Controls
Walsh Construction
L. K. Comstock
ITT Grinnell
Reactor Controls
SWEC AOD
SWEC FQC

The applicable parties have been contacted for addressing procedural revisions to assure compliance to the Records Management Plan.

The Record Identification/Traceability Matrix has been entered on the Records Management Computer and is currently 90% complete. A schedule for resolution of exceptions has been implemented. The matrix is currently being reviewed by Engineering, Operations, Licensing, Quality Assurance and Records Management.

The assessment of NMP2 Record Storage Facilities was completed and a report was issued which addressed an improvement plan for Project compliance. The Improvement Plan has been schedule for completion by 12/31/84.

X. RECORDS/INFORMATION MANAGEMENT (Cont'd)

B. Key Actions in the Near Term are Planned as Follows:

1. The following procedures are scheduled for completion during October:

   PP104 System & Generic Records List - Preparation & Maintenance.
   PP108 Review, Verification & Acceptance of CAT II & III Records.
   PP111 Processing Modifications to PPF Records
   PP103 Record ID/TRACE Matrix - Preparation & Maintenance.
   PP107 Review, Verification & Acceptance of CAT I Records.

   PG86 Record Retention Schedules - Preparation & Control.
   PG88 System & Generic Records List - Preparation & Control.

2. Revise Records Turnover Schedule input to reflect changes in Start Up and Test Plan by 10/19/84. The areas to be resolved are component definition at the time of turnover and scheduling records activities in support of the generation and acceptance of the System Turnover Report (STR).

3. Provide schedule for completion of the NMP2 Record Acceptance Center and associated activities (i.e. training, procedural revision) by 10/15/84.

4. Issue NMP2 Required Records List to NMP2 Record Users Group for review on record requirements and retention times.

C. Record Turnover

The following are estimated percents complete of SWEC turnover of documentation to the NMPC Permanent Plant File.

Total Turnover of CHOC Documents	94%	Complete
Total Turnover of SWEC Site Documents	11%	Complete
Total Turnover of all SWEC Documents	25%	Complete

The following are estimated percents complete of NMPC Syracuse turnover of documentation to the Permanent Plant File.

Total Turnover of NMPC Syracuse Documents	87%	Complete

The total estimated percent complete of turnover documentation to the PPF 31% Complete.

NMP2 PERMANENT PLANT FILE
COMPUTER INDEXED ENTRIES
PLANNED VS. ACTUAL
(IN THOUSANDS)

Note 1 - Fuel Load
Note 2 - Commercial Operation

PLANNED ———
ACTUAL ⊙

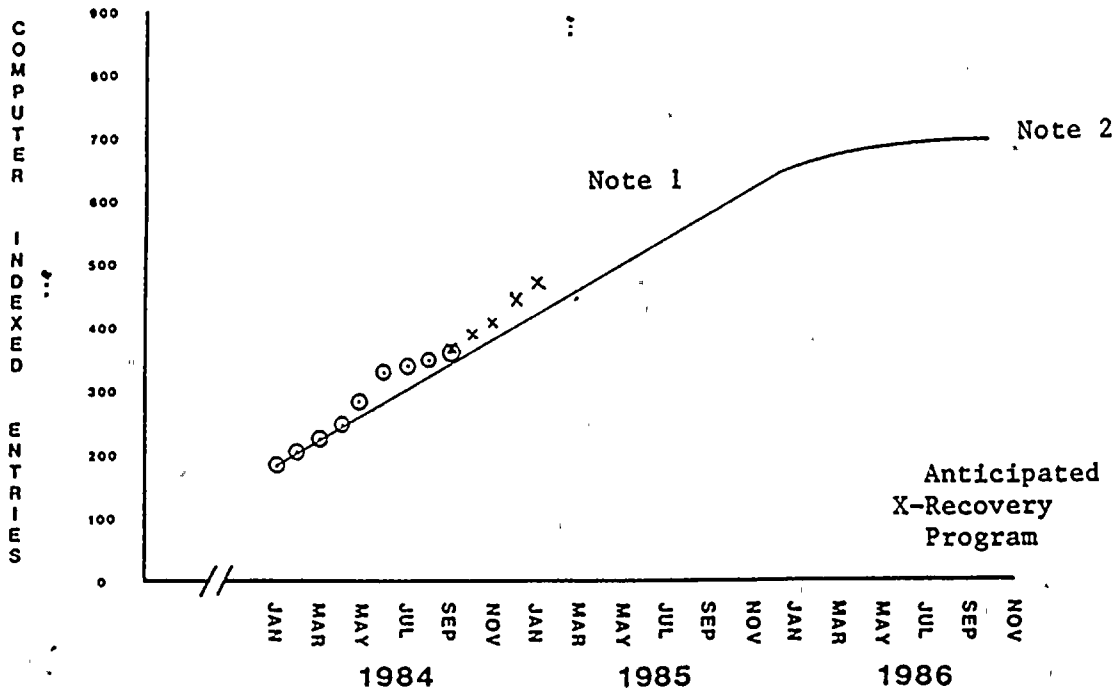

The following tables summarize the production levels of record receipt, preparation, filming and indexing into the Permanent Plant File.

Activity	September	August	Total to Date	Percent Complete
Record Receipt and Preparation (Includes Aperture Cards	126,300 Pages	90,834 Pages	2,295,915 Pages	28%
Records Microfilming And Verification (Includes Aperture Cards)	108,164 Pages	78,509 Pages	1,940,184 Pages	24%
Computer Indexed Entries	15,439 Entries	10,028 Entries	365,773 Entries	56%
Records Indexing And	55,753 Documents	*10,028 Documents	552,590 Documents	23%

Percent complete is based on an estimated 2,400,000 documents comprising 8,000,000 pages and 650,000 computer index entries required for Permanent Plant File entry by fuel load.

Records Indexing effort impacted by 10 open positions and Records Traceability Matrix Input. SWEC Personnel Department expediting open positions and Traceability matrix support to terminate 9/7/84.

B:L2

Note 1 - Fuel Load
Note 2 - Commercial Operation

NMP2 PERMANENT PLANT FILE
DOCUMENTS INDEXED
PLANNED VS. ACTUAL
(IN THOUSANDS)

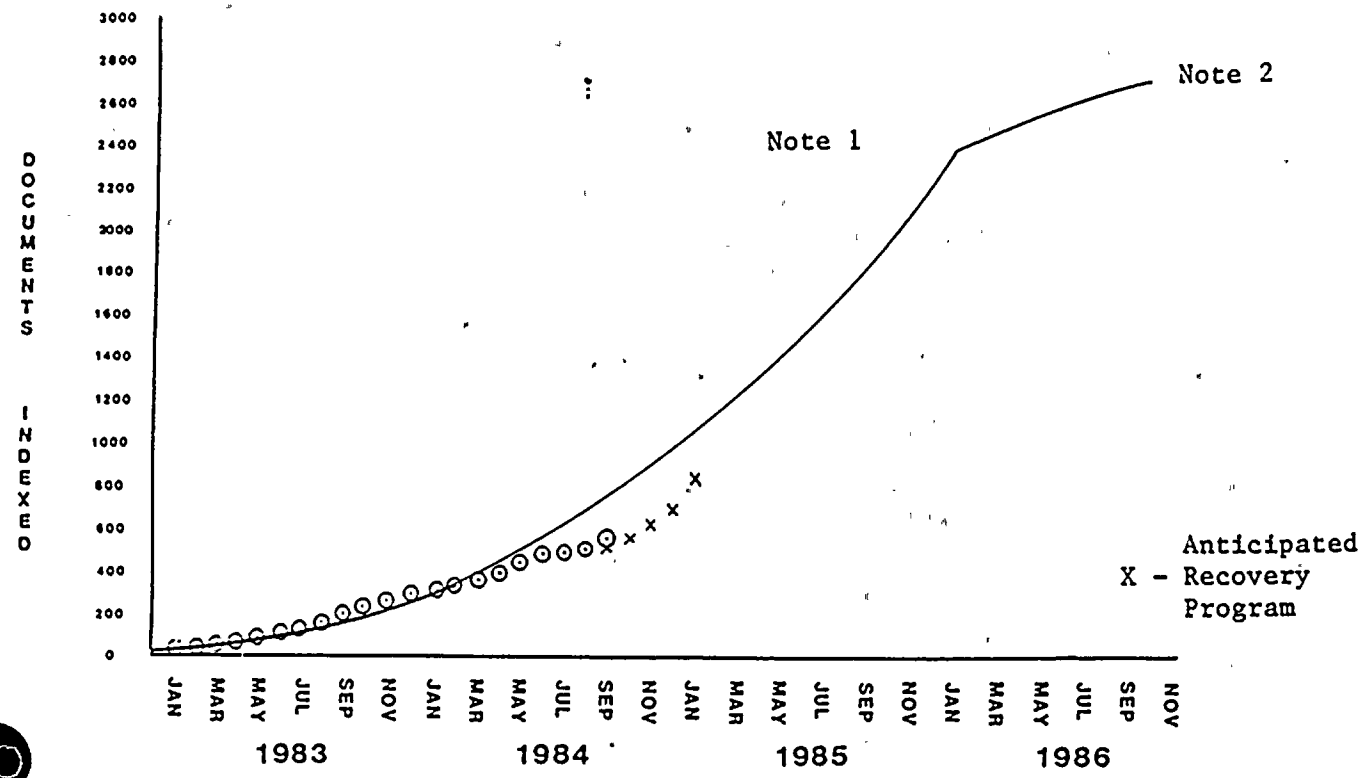

NMP2 PERMANENT PLANT FILE
PAGES ENTERED
PLANNED VS. ACTUAL
(IN THOUSANDS)

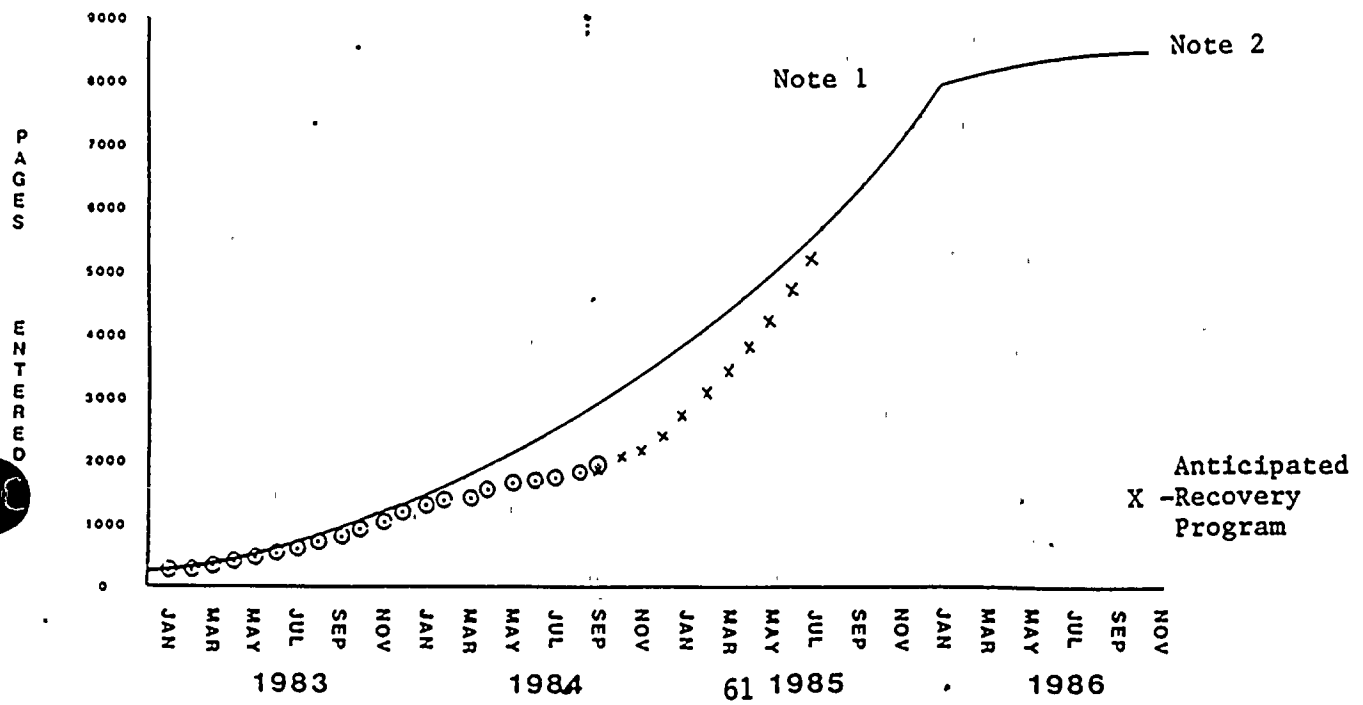

XI. LICENSING

A. FSAR Status

A total of 850 questions relative to the FSAR and ER-OLS have been received from the NRC. For this period, 828 responses are complete. Amendment 14 was sent to the NRC September 5, 1984.

B. SER Status

There are 233 SER open items and an additional 80 Power Systems SER items for a total of 313. Based upon meetings with the NRC, we believe that 284 SER items are closed.

C. 50.55(e) Reports

Seven 50.55(e) Reports were sent to the NRC.

1. Battery Charger Relays (55(e)-84-30), Interim Report.
2. Wiring Deficiencies with Switchgear and Substation (55(e)-84-31), Interim Report.
3. HPSC Diesel Generator Separation (55(e)-84-32), Interim Report.
4. RCIC Turbine Steam Admission Line (55(e)-84-33), Interim Report.
5. CIVES Undersized Welds (55(e)-84-01), Final Report.
6. Rosemont Master Trip Units (55(e)-84-34), Interim Report.
7. MSIV Corrosion (55(e)-84-26), Final Report.

D. 50.55(e)'s Identified

Seven items were reported to the NRC as potential deficiencies under 10CFR50.55e.

1. Curtain Type Fire Dampers (55(e)-84-36).
2. FWS Angle Valve - PWHT (55(e)-84-37).
3. Impact Test on PWHT Coupons (55(e)-84-38).
4. Duplicate ITT Radiographs (55(e)-84-39).
5. CPS Valve Seismic Qualification (55(e)-84-40).
6. Magnetrol Level Switched (55(e)-84-41).
7. CPS Valve LOCA Loads (55(e)-84-42).

E. Inspection Reports

Responses were submitted to violations identified in Inspection Report 84-08 (3 violations) and Inspection Report 84-09 (2 violations).

F. Advisory Committee on Reactor Safety (ACRS)

Preparation for the ACRS meeting has begun. A listing of topics for a draft ACRS briefing book has been compiled and assigned to responsible parties. A first draft of the NMP2 positions for each ACRS topic is due to NMP2 Licensing by October 5, 1984.

STATUS OF RESPONSES TO BRANCH TECHNICAL QUESTIONS

Technical Question Areas	NUMBER OF RESPONSES			SCHEDULE FOR RESPONSE COMPLETION	
	Questions Received	Completed	Outstanding	1984 Sept.	1985
ER-OLS	51	50	1	1	
INSTRUMENT AND CONTROLS* 421 & DISCREPANCIES	85	85			
RADIOLOGIC 470, 471 EFFLUENT 460, 451, 810	62	59	3		3
PIPING 210 STRUCTURE/220 SEISMIC-230 GEOLOGY-231 HYDROLOGY-240 GEOTECH-241 STRUCTURAL AUDIT	168	166	2	1	1
EQUIPMENT QUAL. 270 271	13	10	3		3
QA 260	51	51			
FIRE PROTECTION 280	33	30	3	3	
POWER SYSTEM 430	118	117	1		1
CONTAINMENT REACTOR PHYSICS CORE PERFORM 480, 491, 492	67	66	1	1	
REACTOR SYSTEM 440	49	46	3	2	1

STATUS OF RESPONSES TO BRANCH TECHNICAL QUESTIONS

Technical Question Areas	NUMBER OF RESPONSES			SCHEDULE FOR RESPONSE COMPLETION		
	Questions Received	Completed	Outstanding	1984 Sept.	1984 Dec	1985
AUXILIARY SYSTEM 410	51	50	1	1		
STARTUP & TEST 640	41	39	2	1		1
OTHER 100, 250, 251 252, 281, 311 450, 451, 620 630, 640, 730	61	59	2	2		
TOTALS	850	828	22	12		10