



UNITED STATES
NUCLEAR REGULATORY COMMISSION
REGION I
631 PARK AVENUE
KING OF PRUSSIA, PENNSYLVANIA 19406

March 7, 1980

A012


Docket No. 50-410

Niagara Mohawk Power Corporation
ATTN: Mr. G. K. Rhode
Vice President
System Project Management
300 Erie Boulevard, West
Syracuse, New York 13202

Gentlemen:

The enclosed IE Information Notice No. 80-08, The States Company Sliding Link Electrical Terminal Block, is forwarded to you for information. No written response is required. If you desire additional information regarding this matter, please contact this office.

Sincerely,


for Boyce H. Grier
Director

Enclosures:

1. IE Information Notice No. 80-08 with Attachment
2. List of Recently Issued IE Information Notices

CONTACT: S. D. Ebnetter
(215-337-5296)

cc w/encls:
Eugene B. Thomas, Jr., Esquire

8003190267

ENCLOSURE 1

UNITED STATES
NUCLEAR REGULATORY COMMISSION
OFFICE OF INSPECTION AND ENFORCEMENT
WASHINGTON, D.C. 20555

SSINS: 6870
Accession No.:
7912190689

IE Information Notice No. 80-08
Date: March 7, 1980
Page 1 of 1

THE STATES COMPANY SLIDING LINK ELECTRICAL TERMINAL BLOCK

Description of Circumstances:

On July 19, 1979, the Consumers Power Company notified the Nuclear Regulatory Commission of a defect found in the sliding link electrical terminal block manufactured by the States Company, a subsidiary of Multi Amp Corp. The defective terminal blocks were found at the Midland plant.

The connection between the two slotted bars on the terminal block is made by a U-shaped sliding link and spacer located between the two bars. The top of the U-shaped link and the spacer are drilled and the bottom of the link is threaded to accept a 8-32 screw. When the screw is tightened it binds the link, spacer and bar together to make electrical connection. Loosening the screw and sliding the link from between the bars breaks the connection. The purpose of the link is to provide easy insertion of test instruments, etc. into the circuit.

The defect, which has been identified in 5% of the terminal blocks checked, occurs in the form of a crack between the threaded screwhole and the side of the U-shaped link. When the screw is tightened the crack widens and a poor or intermittent electrical connection can result. A defective link is impossible to cinch tightly in place and is difficult to detect visually.

Attachment 1 shows the States Company terminal block. The defect, a crack in the bottom portion of the metal U-shaped link, is displayed in the exploded view of the terminal block assembly. These terminal blocks are widely used in the nuclear industry and may be used as permanent installations in safety related systems. The defective mechanical connection can cause an electrical circuit malfunction.

This Information Notice is provided to inform licensees of a potentially significant matter. It is expected that recipients will review the information for applicability to their facilities. No written response to this IE Information Notice is required. However, the reporting requirements as set forth in the regulations must be met. If you require additional information regarding this matter, contact the Director of the appropriate NRC Regional Office.

Attachment:
Graphic Display of Terminal
Block

ENCLOSURE 2

IE Information Notice No. 80-08

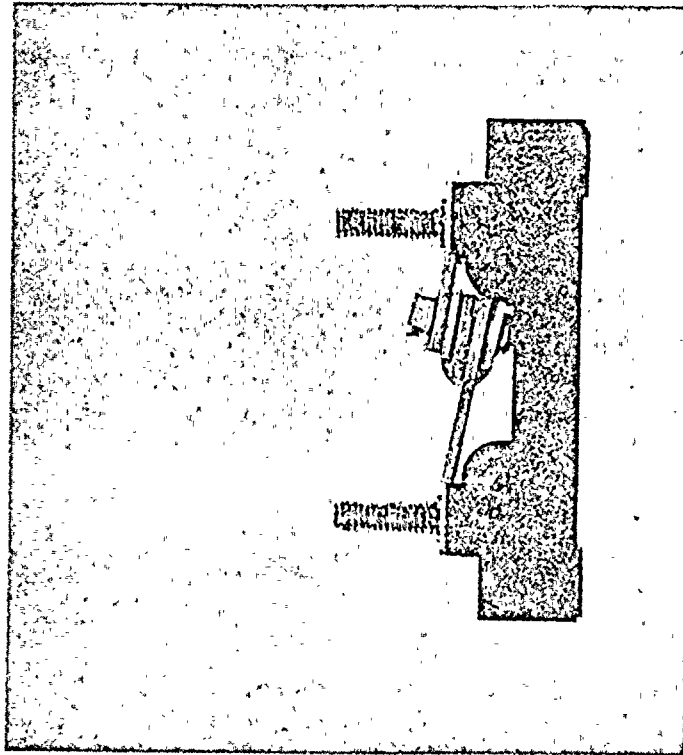
Date: March 7, 1980

Page 1 of 1

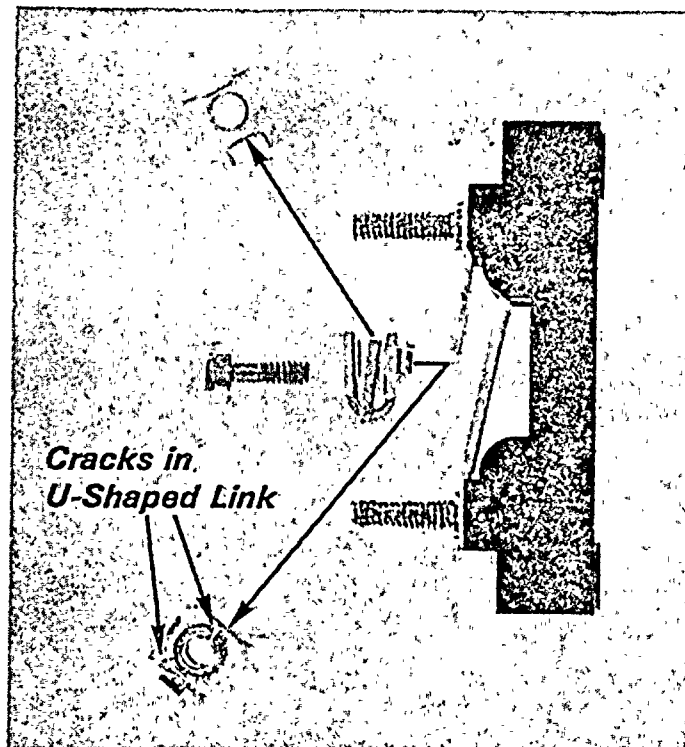
RECENTLY ISSUED IE INFORMATION NOTICES

Information Notice No.	Subject	Date Issued	Issued to
79-32	Separation of Electrical Cables for HPCI and ADS	12/21/79	All Power Reactor Facilities with an Operating License (OL) or Construction Permit (CP)
79-33	Improper Closure of Primary Containment Access Hatches	12/21/79	All Power Reactor Facilities with an OL or CP
79-34	Inadequate Design of Safety-Related Heat Exchangers	12/31/79	All Power Reactor Facilities with an OL or CP
79-35	Control of Maintenance and Essential Equipment	12/31/79	All Power Reactor Facilities with an OL or CP
79-36	Computer Code Defect in Stress Analysis of Piping Elbow	12/31/79	All Power Reactor Facilities with an OL or CP
79-37	Cracking in Low Pressure Turbine Discs	12/31/79	All Power Reactor Facilities with an OL or CP
80-01	Fuel Handling Events	1/4/80	All Power Reactor Facilities with an OL or CP
80-02	8X8R Water Rod Lower End Plug Wear	1/25/80	All BWR Facilities with an OL or CP
80-03	Main Turbine Electro-hydraulic Control System	1/31/80	All Power Reactor Facilities with an OL or CP
80-04	BWR Fuel Exposure in Excess of Limits	2/4/80	All BWR Facilities with an OL or CP
80-05	Chloride Contamination of Safety Related Piping and Components	2/8/80	All Power Reactor Facilities with an OL or CP and applicants for a CP
80-06	Notification of Significant Events	2/27/80	All Power Reactor Facilities with an OL and applicant for OL
80-07	Pump Fatigue Cracking	2/29/80	All Power Reactor Facilities with an OL or CP

ENCLOSURE 1 TO IE INFORMATION NOTICE 80-



Side View of States Company
Terminal Block in Assembled Position



Exploded View of
States Company Terminal Block

