

REGULATORY INFORMATION DISTRIBUTION SYSTEM (RIDS)

ACCESSION NBR: 7904100285    DOC. DATE: 79/04/03    NOTARIZED: NO    DOCKET #  
 FACIL: 50-410 NINE MILE POINT NUCLEAR STATION, UNIT 2, NIAGARA MOHA    05000410  
 AUTH. NAME    AUTHOR AFFILIATION  
 RHODE, G.K.    NIAGARA MOHAWK POWER CORP.  
 RECIP. NAME    RECIPIENT AFFILIATION  
 DENTON, H.R.    OFFICE OF NUCLEAR REACTOR REGULATION

SUBJECT: INFORMS NRC THAT EXCEPTION TO SECTIONS 12.5.2.8.3 & 12.6 OF PSAR WILL BE USED IN CONST. NIAGARA MOHAWK INTENDS TO PERMIT UP TO ONE HALF INCH MISALIGNMENT FOR ERECTION OF BIOLOGICAL SHIELD WALL. *Trans bio shield wall diagram*


DISTRIBUTION CODE: B001B    COPIES RECEIVED: LTR 1 ENCL 1 SIZE: 3  
 TITLE: PSAR/FSAR AMDTS AND RELATED CORRESPONDENCE.

NOTES:

ACTION:	RECIPIENT	COPIES		RECIPIENT	COPIES		
	ID CODE/NAME	LTR	ENCL	ID CODE/NAME	LTR	ENCL	
ACTION:	05 PM H SILVER	1	1	AD VASSALLO	1	0	
	BC LWR 4	1	0	LA LWR 4	1	0	
INTERNAL:	01 <u>REG FILE</u>	1	1	02 NRC PDR	1	1	
	06 I & E	2	2	08 OPERA LIC BR	1	1	
	09 GEOSCIEN BR	1	1	10 QAB	1	1	
	11 MECH ENG BR	1	1	12 STRUC ENG BR	1	1	
	13 MATL ENG BR	2	2	15 REAC SYS BR	1	1	
	16 ANALYSIS BR	1	1	17 CORE PERF BR	1	1	
	18 AUX SYS BR	1	1	19 CONTAIN SYS	1	1	
	20 I & C SYS BR	1	1	21 POWER SYS BR	1	1	
	22 AD SITE TECH	4	4	26 ACCDNT ANLYS	1	1	
	27 EFFL TRT SYS	1	1	28 RAD ASMT BR	1	1	
	29 KIRKWOOD	1	1	AD FOR ENG	1	0	
	AD PLANT SYS	1	0	AD REAC SAFETY	1	0	
	AD SITE ANALYSIS	1	0	DIRECTOR NRR	1	0	
	MPA	1	0	OELD	1	0	
	EXTERNAL:	03 LPDR	1	1	04 NSIC	1	1
		30 ACRS	10	10			

APR 11 1979

AP 4  
 26



April 3, 1979

Mr. Harold Denton, Director  
Office of Nuclear Reactor Regulation  
U. S. Nuclear Regulatory Commission  
Washington, D. C. 20555

Dear Mr. Denton:

Re: Nine Mile Point Unit 2  
Docket No. 50-410

This letter is to inform the Regulatory staff that an exception to a code referenced in the Nine Mile Point Unit 2 Preliminary Safety Analysis Report will be used in the construction of Unit 2.

Sections 12.5.2.8.3 and 12.6 of the Unit 2 Preliminary Safety Analysis Report indicate that materials, workmanship and design of the biological shield wall will conform to the AISC-69, Specification for the Design, Fabrication and Erection of Structural Steel for Buildings including Supplements 1 and 2. AISC-69 requires in Paragraph 1.23.6 that abutting parts to be butt welded shall be aligned to within 1/8 inch. Niagara Mohawk intends to implement a variance to this requirement and permit up to a 1/2 inch misalignment on a limited basis for the erection of the biological shield wall.

The biological shield wall is fabricated with two 1 1/2 inch steel plates connected by steel framing members. A cross-section of the biological shield wall is shown in Figure 1, attached. The biological shield wall is divided into three cylindrical rings with each ring subdivided into three, 120° sections.

The biological shield wall sections distorted radially outward when they were cut from the fabricating jig during shop fabrication. The field assembly contractor has used hydraulic jacking apparatus to attempt to fit up and align the biological shield wall sections to meet the allowable AISC specification misalignment tolerances. Since the biological shield wall may not be able to be brought into alignment in localized areas because of the limits of the jacking apparatus and the inherent stiffness of the structure, an alternative joint design has been developed and investigated for design adequacy.

7904100 285

Boo  
SE  
11



.. .  
-> 2


Mr. Harold Denton  
U. S. Nuclear Regulatory Commission

Page Two  
April 3, 1979

This alternate joint design will allow misalignments greater than 1/8 inch but less than 1/2 inch in isolated cases, when it appears that jacking may be difficult to accomplish or undetermined stresses could be induced by jacking. A structural analysis of the entire biological shield wall rings with 1/2 inch misalignment shows that the stress level in the alternate joint design is within allowable limits of AISC-69.

Very truly yours,

NIAGARA MOHAWK POWER CORPORATION



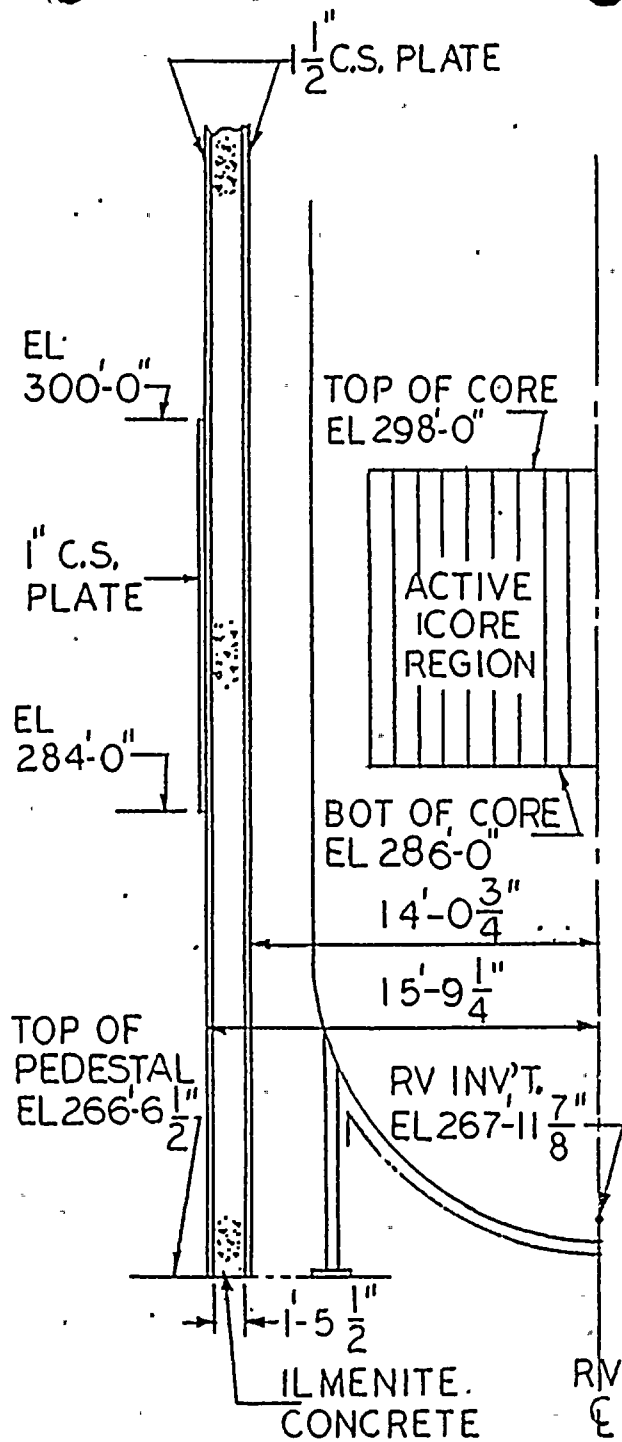
Gerald K. Rhode, Vice President  
System Project Management

PEF/szd

Attachment



11  
12



BIOLOGICAL SHIELD WALL  
PRESENT DESIGN

FIGURE 1

