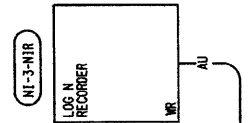
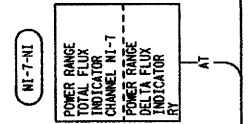
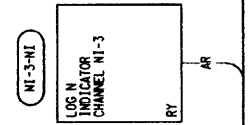
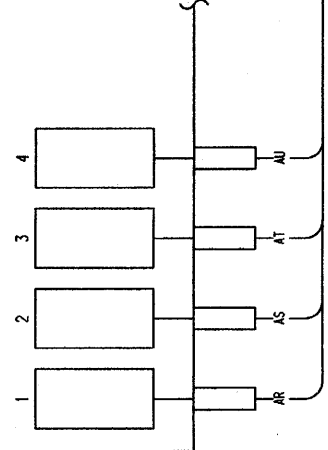
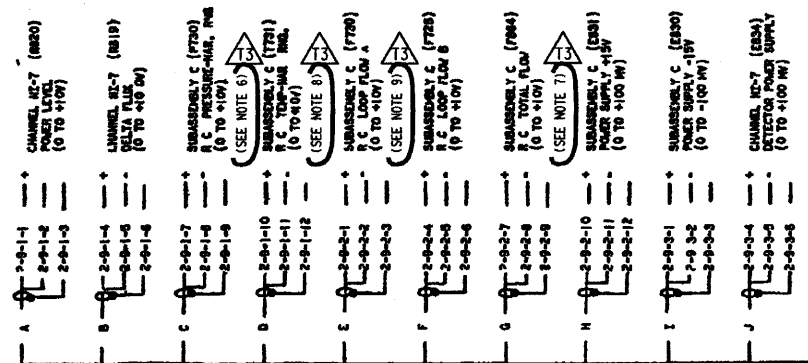



SUBASSEMBLY C CABINET 2 ROW 10



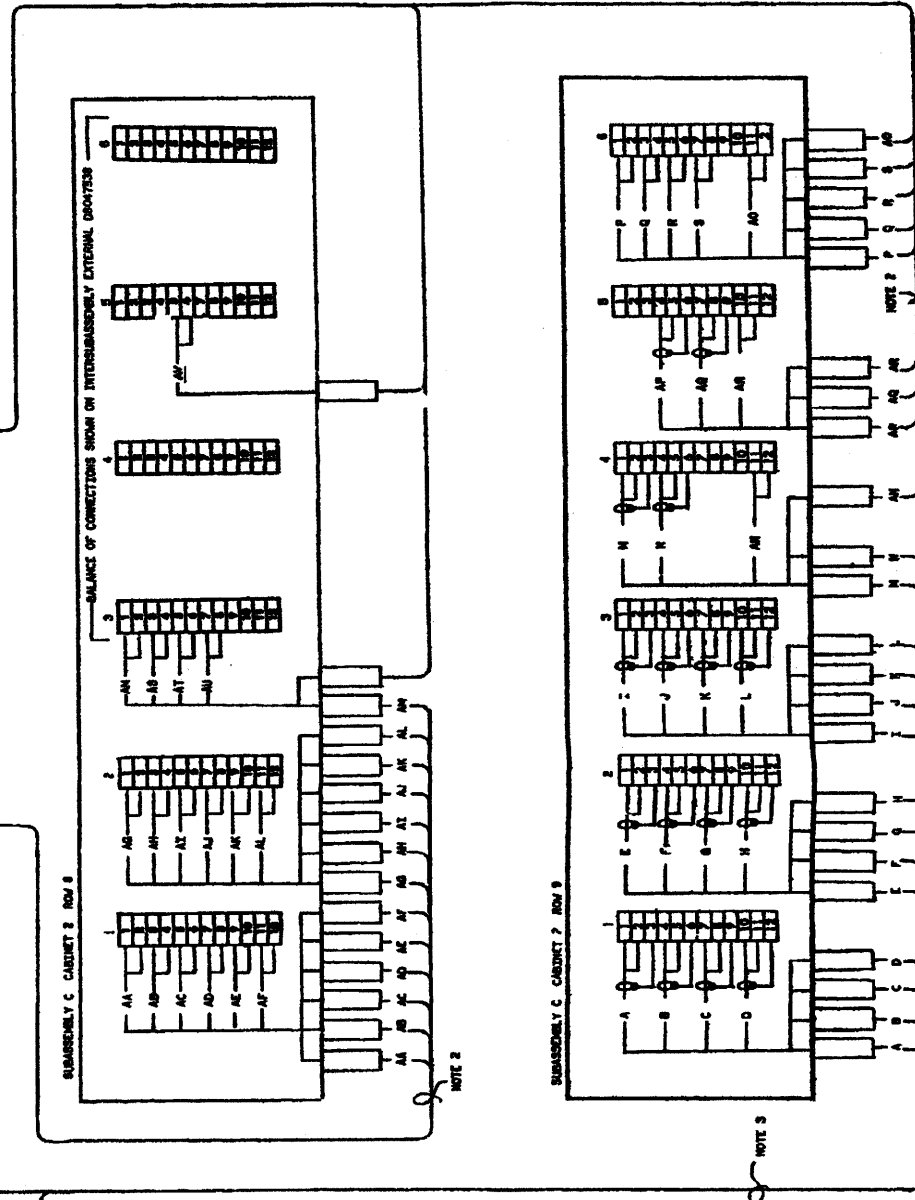
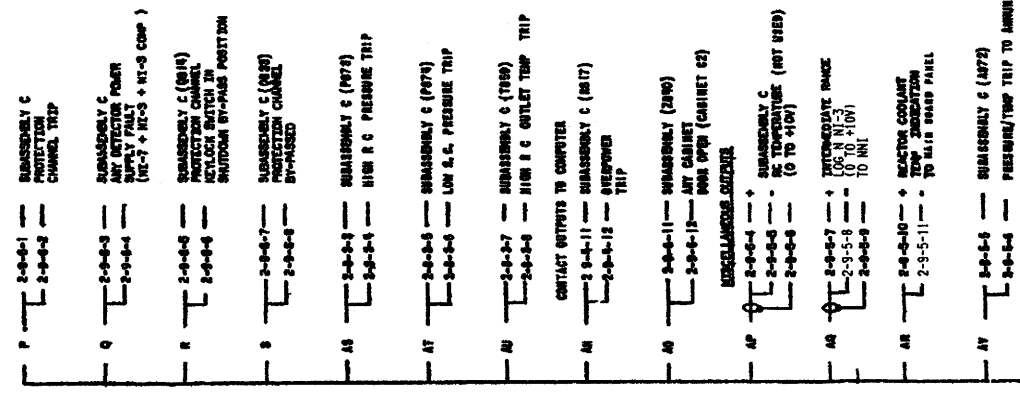
ANALOG OUTPUTS TO COMPUTER



CONTACT OUTPUTS TO COMPUTER



CONTACT OUTPUTS TO ANNUNCIATOR



NO	DATE	REVISIONS	BY	CHK	ENGR	ENGR SUPV	GEN SUPV
T1	2 2 90	AS-BUILT FOR PCR 82-0123 SUPP 2 INC VDCR 7749-M-536-16-1 GEN. UP DATE	ZH				
		INC VDCR M-536-16 3 FOR MOD 87-1227 SUPP 0	RLM				

BABCOCK & WILCOX DWG. NO. 021060153 D 00
 THIS DRAWING PREPARED BY BABCOCK & WILCOX UNDER TASK AGREEMENT 74 ON MSC 582-7151
 REFERENCE DWG. D8047544E
 OTHER 7749-M-536-16-B
 REFERENCES BBW-1102 & 1103 BBW-1110 & 1113
 FC-20A B & W/BECHTEL TELECON 3-28-80 & 6-4-80
 6-30-80

7749-M-536-16-14

THIS DWG. WAS REDRAWN/SCANNED ON CAD AND SUPERSEDES SUBMITTAL 13.

NO.	DATE	REVISIONS	BY	CHK	ENGR.	ENGR. SURV.
13	11/11	INC. DUN 02-0540-02-65 REV. 01 (REDRAWN)	SAC			

SCALE NONE DESIGNED DRAWN SAC DATE 6-27-11

DAVIS-BESSE NUCLEAR POWER STATION UNIT NO. 1

EXTERNAL CONNECTION DIAGRAM
 SUBASSEMBLY C CABINET 2
 NUCLEAR INSTRUMENTATION AND PROTECTION SYSTEM

BABCOCK & WILCOX DRAWING NO. 26235 REV. 01 SHEET NO. N/A REV. T3

- NOTES:
- REFERENCE AND INCLUDING INSTRUMENTATION WIRING REQUIREMENTS FOR ADDRESS
 - ALL CONTACT OUTPUTS TO THE COMPUTER TO BE TESTED PRIOR TO TURNING ON POWER TO THE COMPUTER CABINET.
 - ALL CONTACT OUTPUTS TO THE COMPUTER TO BE TESTED PRIOR TO TURNING ON POWER TO THE COMPUTER CABINET.
 - ALL CONTACT OUTPUTS TO THE COMPUTER TO BE TESTED PRIOR TO TURNING ON POWER TO THE COMPUTER CABINET.
 - ALL CONTACT OUTPUTS TO THE COMPUTER TO BE TESTED PRIOR TO TURNING ON POWER TO THE COMPUTER CABINET.
 - THIS OUTPUT ALSO GOES TO (CS/OLD PT. A10024, CABINET C57616, VIA CABLE BLUDD. REFERENCE DWG S. E-583, SH. 6 & E-610A SH.31.
 - THIS OUTPUT ALSO GOES TO (CS/OLD PT. A10028, CABINET C57616, VIA CABLE BLUDD. REFERENCE DWG S. E-583, SH. 6 & E-610A SH.31.
 - THIS OUTPUT ALSO GOES TO (CS/OLD PT. A10036, CABINET C57616, VIA CABLE BLUDD. REFERENCE DWG S. E-583, SH. 6 & E-610A SH.31.
 - THIS OUTPUT ALSO GOES TO (CS/OLD PT. A10050, CABINET C57616, VIA CABLE BLUDD. REFERENCE DWG S. E-583, SH. 6 & E-610A SH.31.