



NIAGARA MOHAWK POWER CORPORATION

NIAGARA  MOHAWK

300 ERIE BOULEVARD WEST
SYRACUSE, N. Y. 13202

May 6, 1974

50-220

Office of Plans & Schedules
Directorate of Licensing
United States Atomic Commission
Washington, D. C. 20545

Gentlemen:

Please find enclosed, copies of the following reports
for the Nine Mile Point Nuclear Station Unit 1:

1. Daily Plant Power
2. Operating Status
3. Plant shutdowns


Very truly yours,

R. R. Schneider
Vice president - Electric Operations


TJP:1

cc: RO:1

Enclosures - 3



4265



ENCLOSURE A

UNIT Nine Mile Point No. 1


DATE 740506

COMPLETED BY T. J. Perkins

DAILY PLANT POWER OUTPUT

MONTH APRIL, 1974 - None generated.

<u>DAY</u>	<u>AVERAGE DAILY MWe-net</u>	<u>DAY</u>	<u>AVERAGE DAILY MWe-net</u>
1	_____	25	_____
2	_____	26	_____
3	_____	27	_____
4	_____	28	_____
5	_____	29	_____
6	_____	30	_____
7	_____	31	_____
8	_____		
9	_____		
10	_____		
11	_____		
12	_____		
13	_____		
14	_____		
15	_____		
16	_____		
17	_____		
18	_____		
19	_____		
20	_____		
21	_____		
22	_____		
23	_____		
24	_____		



UNIT NAME Nine Mile Point No. 1

DATE 740506

COMPLETED BY T. J. Perkins - Station Superintendent

O P E R A T I N G S T A T U S

1. REPORTING PERIOD: 740401 TO 740430

GROSS HOURS IN REPORTING PERIOD: 720

2. CURRENTLY AUTHORIZED POWER LEVEL Mwt 1850 MWe-NET 610

3. POWER LEVEL TO WHICH RESTRICTED (IF ANY): 1500 MW (t)

4. REASONS FOR RESTRICTIONS (IF ANY):

After 740310 only 2 of 3 Feedwater Strings were available for service.

	THIS MONTH	YR-TO-DATE	CUMULATIVE TO DATE
5. HOURS REACTOR WAS CRITICAL.	<u>.17</u>	<u>2112.65</u>	<u>Not available</u>
6. HOURS GENERATOR ON-LINE	<u>0</u>	<u>2112.48</u>	<u>25,477.28</u>
7. GROSS THERMAL POWER GENERATED (MWH)	<u>0</u>	<u>3,558,646</u>	<u>39,922,429</u>
8. GROSS ELECTRICAL POWER GENERATED (MWH).	<u>0</u>	<u>1,201,825</u>	<u>13,168,908</u>
9. NET ELECTRICAL POWER GENERATED (MWH).	<u>0</u>	<u>1,165,736</u>	<u>12,760,228</u>
10. REACTOR AVAILABILITY FACTOR (1)	<u>0</u>	<u>73.4</u>	<u>Not available</u>
11. PLANT AVAILABILITY FACTOR (2)	<u>0</u>	<u>78.4</u>	<u>64.7</u>
12. PLANT CAPACITY FACTOR (3)	<u>0</u>	<u>66.4</u>	<u>53.1</u>
13. FORCED OUTAGE RATE (4).	<u>0</u>	<u>0</u>	<u>15.8</u>

14. SHUTDOWNS SCHEDULED TO BEGIN IN NEXT 6 MONTHS (STATE TYPE, DATE AND DURATION OF EACH):

15. IF SHUTDOWN AT END OF REPORT PERIOD, ESTIMATED DATE OF STARTUP: 5-26-74

16. PLANTS IN TEST STATUS (PRIOR TO COMMERCIAL OPERATION) REPORT THE FOLLOWING:

	DATE LAST FORECAST	DATE ACHIEVED	REASON FOR DIFFERENCE
INITIAL CRITICALITY	_____	_____	_____
INITIAL ELECTRICAL POWER GENERATION	_____	_____	_____
COMMERCIAL OPERATION	_____	_____	_____

- (1) REACTOR AVAILABILITY FACTOR = $\frac{\text{HOURS REACTOR WAS CRITICAL}}{\text{GROSS HOURS IN REPORTING PERIOD}} *100$
- (2) PLANT AVAILABILITY FACTOR = $\frac{\text{HOURS GENERATOR ON-LINE}}{\text{GROSS HOURS IN REPORTING PERIOD}} *100$
- (3) PLANT CAPACITY FACTOR = $\frac{\text{NET ELECTRICAL POWER GENERATED}}{\text{CURRENTLY LICENSED POWER LEVEL * GROSS HOURS IN REPORTING PERIOD}} *100$
- (4) FORCED OUTAGE RATE = $\frac{\text{FORCED OUTAGE HOURS}}{\text{HOURS GENERATOR ON-LINE + FORCED OUTAGE HOURS}} *100$



SUMMARY:

Unit No. 1 shutdown for annual overhaul and refueling.

UNIT NAME NINE MILE PT. NO. 1

DATE 740331

COMPLETED BY T. J. Perkins

REPORT MONTH _____

P L A N T S H U T D O W N S

NO.	DATE	TYPE F-FORCED S-SCHEDULED	DURATION (HOURS)	REASON (1)	METHOD OF SHUTTING DOWN THE REACTOR (2)	COMMENTS
1	740330	S	720	C	A	

- (1) REASON: : (2) METHOD
- A-EQUIPMENT FAILURE (EXPLAIN) A- MA
 - B-MAINT. OR TEST B- MA
 - C-REFUELING C- MA
 - D-REGULATORY RESTRICTION
 - E-OPERATOR TRAINING AND LICENSE EXAMINATION
 - F-ADMINISTRATIVE
 - G-OPERATIONAL ERROR (EXPLAIN)



100

[Faint, illegible text scattered across the page, possibly bleed-through from the reverse side.]