



98

NIAGARA MOHAWK POWER CORPORATION/300 ERIE BOULEVARD WEST, SYRACUSE, N.Y. 13202/TELEPHONE (315) 474-1511

March 7, 1978

Director
Office of Management Information
and Program Control
United States Nuclear Regulatory Commission
Washington, D.C. 20555



RE: Docket No. 50-220
DPR-63

Gentlemen:

Submitted herewith is the Report of Operating Statistics and Shut-down Experience for February 1978 for the Nine Mile Point Nuclear Station Unit #1. Also included is a narrative report of operating experience for the month.

Also, please find enclosed Refueling Information Request, which will be submitted as part of the monthly report.

Very truly yours,
T.E. Lempges

T.E. Lempges
General Superintendent
Nuclear Generation
FOR R.R. Schneider
Vice President -
Electric Production


Enclosures

mtm

xc: Director, Office of I&E (10 copies)
NRC Region I Office (1 copy)

A003
5
1/1

780740159



—
—
—

—
—
—
—
—

—

AVERAGE DAILY UNIT POWER LEVEL

DOCKET NO. 50-220

UNIT 9 Mile Pt.

DATE 3-1-78

COMPLETED BY T. J. Perkins *TJP*

TELEPHONE (315) 343-2110
ext. 1312

MONTH February 1978

DAY	AVERAGE DAILY POWER LEVEL (MWe-Net)
1	<u>598</u>
2	<u>599</u>
3	<u>564</u>
4	<u>591</u>
5	<u>594</u>
6	<u>593</u>
7	<u>161</u>
8	<u>552</u>
9	<u>584</u>
10	<u>604</u>
11	<u>607</u>
12	<u>608</u>
13	<u>607</u>
14	<u>605</u>
15	<u>604</u>
16	<u>606</u>

DAY	AVERAGE DAILY POWER LEVEL (MWe-Net)
17	<u>608</u>
18	<u>609</u>
19	<u>610</u>
20	<u>610</u>
21	<u>610</u>
22	<u>609</u>
23	<u>609</u>
24	<u>610</u>
25	<u>591</u>
26	<u>609</u>
27	<u>607</u>
28	<u>608</u>
29	<u> </u>
30	<u> </u>
31	<u> </u>

INSTRUCTIONS

On this format, list the average daily unit power level in MWe-Net for each day in the reporting month. Compute to the nearest whole megawatt.



UNIT SHUTDOWNS AND POWER REDUCTIONS

DOCKET NO. 50-220
 UNIT NAME Nine Mile Pt. Unit #1
 DATE _____
 COMPLETED BY T. J. Perkins
 TELEPHONE (315) 343-2110 ext.1312

REPORT MONTH FEBRUARY 1978

No.	Date	Type ¹	Duration (Hours)	Reason ²	Method of Shutting Down Reactor ³	Licensee Event Report #	System Code ⁴	Component Code ⁵	Cause & Corrective Action to Prevent Recurrence
0	2/3/78	S	6	H	1				-Reduced load to change condensate demineralizers.
2	2/6/78	F	20.5	A	3				-Trying to latch up T.S.V. Bypass Valve. All T.S.V.s closed causing turbine trip and reactor scram.
0	2/25/78	S	4.4	H	1				-Reduced load to change condensate demineralizers.

1
 F: Forced
 S: Scheduled

2
 Reason:
 A-Equipment Failure (Explain)
 B-Maintenance of Test
 C-Refueling
 D-Regulatory Restriction
 E-Operator Training & License Examination
 F-Administrative
 G-Operational Error (Explain)
 H-Other (Explain)

3
 Method:
 1-Manual
 2-Manual Scram.
 3-Automatic Scram.
 4-Other (Explain)

4
 Exhibit G - Instructions for Preparation of Data Entry Sheets for Licensee Event Report (LER) File (NUREG-0161)

5
 Exhibit I - Same Source

(9/77)



1
2
3

1

2

3

1

2

1

2

1

2

OPERATING DATA REPORT

DOCKET NO. 50-220
 DATE _____
 COMPLETED BY T. J. Perkins
 TELEPHONE 315 343-2110

OPERATING STATUS

1. Unit Name: Nine Mile Pt. Unit #1
2. Reporting Period: 02-01-78 - 02-28-78
3. Licensed Thermal Power (MWt): 1850
4. Nameplate Rating (Gross MWe): 640
5. Design Electrical Rating (Net MWe): 620
6. Maximum Dependable Capacity (Gross MWe): 630
7. Maximum Dependable Capacity (Net MWe): 610
8. If Changes Occur in Capacity Ratings (Items Number 3 Through 7) Since Last Report, Give Reasons:

Notes


9. Power Level To Which Restricted, If Any (Net MWe): _____
10. Reasons For Restrictions, If Any: _____

	This Month	Yr.-to-Date	Cumulative
11. Hours In Reporting Period	<u>672</u>	<u>1,416</u>	<u>73,008</u>
12. Number Of Hours Reactor Was Critical	<u>657.4</u>	<u>1,367.1</u>	<u>52,436.0</u>
13. Reactor Reserve Shutdown Hours	<u>-0-</u>	<u>-0-</u>	<u>1,204.0</u>
14. Hours Generator On-Line	<u>651.5</u>	<u>1,343.3</u>	<u>50,033.5</u>
15. Unit Reserve Shutdown Hours	<u>-0-</u>	<u>-0-</u>	<u>20.2</u>
16. Gross Thermal Energy Generated (MWH)	<u>1,169,266</u>	<u>2,327,886</u>	<u>80,781,895</u>
17. Gross Electrical Energy Generated (MWH)	<u>398,967</u>	<u>791,867</u>	<u>26,573,579</u>
18. Net Electrical Energy Generated (MWH)	<u>385,563</u>	<u>765,185</u>	<u>25,742,108</u>
19. Unit Service Factor	<u>98</u>	<u>95</u>	<u>69</u>
20. Unit Availability Factor	<u>98</u>	<u>95</u>	<u>69</u>
21. Unit Capacity Factor (Using MDC Net)	<u>94</u>	<u>89</u>	<u>58</u>
22. Unit Capacity Factor (Using DER Net)	<u>93</u>	<u>87</u>	<u>57</u>
23. Unit Forced Outage Rate	<u>3</u>	<u>5</u>	<u>11</u>

24. Shutdowns Scheduled Over Next 6 Months (Type, Date, and Duration of Each):
24 April 1978 Snubber Inspection

25. If Shut Down At End Of Report Period, Estimated Date of Startup: _____

26. Units In Test Status (Prior to Commercial Operation):	Forecast	Achieved
INITIAL CRITICALITY	_____	_____
INITIAL ELECTRICITY	_____	_____
COMMERCIAL OPERATION	_____	_____




NIAGARA MOHAWK POWER CORPORATION
NINE MILE POINT NUCLEAR STATION UNIT #1

NARRATIVE OPERATING REPORT
FEBRUARY 1978

The Station operated at 98% availability and 94% capacity factor for the month. The daily operating history follows:

- Feb. 1-Feb. 4 Operated at 97.5% thermal power 615 MWe. Reduced load to 500 MWe for condensate demineralizer resin change and control rod pattern adjustment.
- Feb. 5 Load increased to 608 MWe, pre-conditioning power level increases after rod pattern adjustment.
- Feb. 6 Full load reached at 0500 623 MWe. At 2230, a reactor scram occurred while attempting to relatch #13 TSV Bypass valve mechanism. Failure of a pneumatic operated valve caused all stop valves to shut.
- Feb. 7 Reactor critical at 1400 and unit synchronized to the line at 1900.
- Feb. 8 Continued load increases to reach 500 MWe. Held at this level until 2100 for Xe production; reduced load via recirc flow to 400 MWe for rod withdrawals to obtain 100% control rod pattern.
- Feb. 9 Continued load increases to 600 MWe by 2200.
- Feb. 10-Feb. 24 Operated continuously at approximately 1840 MWth 623 MWe.
- Feb. 25 Reduced load to 500 MWe for change of condensate demineralizer. Load returned to 623 MWe after 6th condensate demineralizer was placed in service.
- Feb. 26-Feb. 28 Steady state power operation at approximately 99%.



REFUELING INFORMATION REQUEST

1. Name of Facility

Nine Mile Point Unit #1

2. Scheduled Date for Next Refueling Shutdown

The next refueling at Nine Mile Point Unit #1 is tentatively scheduled for the Spring of 1979. However, evaluations to be performed during the Spring of 1978 may reveal a Fall 1978 refueling to be more desirable. If a Fall 1978 refueling is utilized, a September 2, 1978 shutdown date is assumed.

3. Scheduled Date for Restart Following Refueling

The refueling outage is scheduled to take approximately eight weeks.

4. Will refueling or resumption of operation thereafter require a Technical Specification change or other license amendment? If answer is yes, what, in general will these be?

It is anticipated that prior to resumption of operation following the next refueling outage, a change will be required to the Nine Mile Point Unit #1 Technical Specifications. The next reload at Unit #1 will contain redesigned fuel assemblies which will be incorporated into the Technical Specifications (i.e. fuel thermal limits).

5. Schedule Date(s) for submitting proposed licensing action and supporting information.

In anticipation of a Fall 1978 refueling, Niagara Mohawk is scheduled to submit a reload licensing document to NRC around June 1, 1978. Should the cycle be extended to the Spring 1979 period, Niagara Mohawk is scheduled to submit a reload licensing document to NRC around November 15, 1978.

6. Important licensing considerations associated with refueling, e.g., new or different fuel design or supplier, unreviewed design or performance analysis methods, significant changes in fuel design, new operating procedures.

The next reload at Nine Mile Point #1 will contain redesigned fuel assemblies as summarized in General Electric's Generic Reload Fuel Application Licensing Topical Report NEDE 24011-P Revision 2.

7. The number of fuel assemblies (a) in the core and (b) in the spent fuel storage pool.

The Nine Mile Point Unit #1 core contains 532 fuel assemblies. The spent fuel pool contains 660 fuel assemblies.



8. The present licensed spent fuel pool storage capacity and the size of any increase in licensed storage capacity that has been requested or planned in number of fuel assemblies.

The Nine Mile Point Unit #1 spent fuel pool is licensed to contain 1,984 fuel assemblies.

9. The projected date of the last refueling that can be discharged to the present fuel pool assuming the present licensed capacity.

Under normal operating conditions, it is estimated the spent fuel pool can contain all fuel assemblies scheduled to be discharged from Unit #1 until approximately 1990.



11