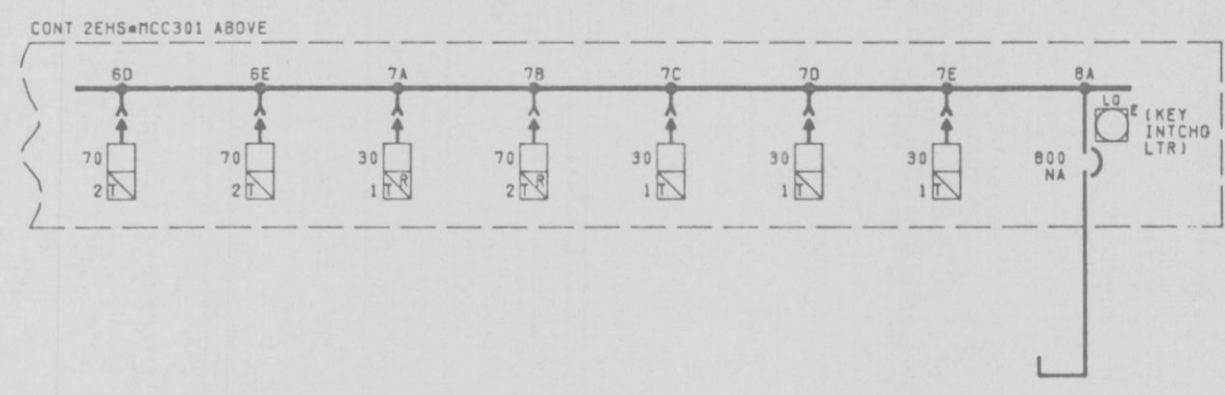
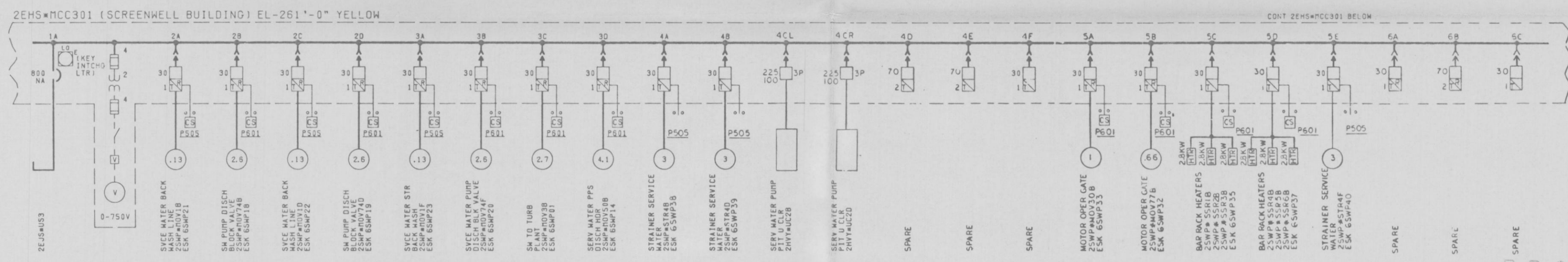
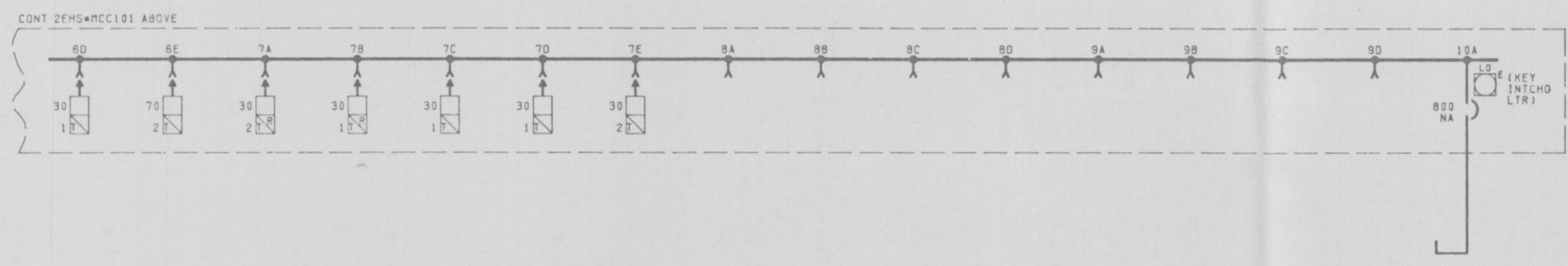
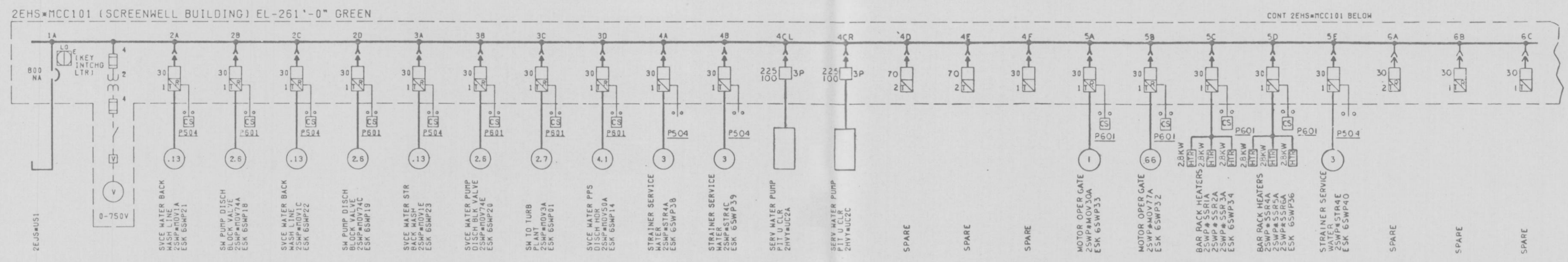


12177-EE-1A0-3



NOTES:
 1. GENERAL NOTES, REFERENCES, ADDITIONAL SYMBOLS & LOCATION SYMBOLS EE-1AA.

PRC APERTURE CARD



APPROVED *K. K. K...*
 LICENSED PROFESSIONAL ENGINEER, No. 55786
 ALTERNATION EXCEPT BY A LICENSED PROFESSIONAL ENGINEER IN ILLINOIS

NUCLEAR SAFETY RELATED
 QA CAT I

600V ONE LINE DIAGRAM
 2EHS*MCC101 & 2EHS*MCC301
 SCREENWELL BUILDING
 NINE MILE POINT NUCLEAR STATION-UNIT 2
 NIAGARA MOHAWK POWER CORPORATION
 STONE & WEBSTER ENGINEERING CORPORATION
 CHESTNUT HILL, N.Y.

CH DRAWING NUMBER 12177-EE-1A0-3

DESIGNED BY J. DAVIS DRAWN BY G. BAKLEY
 CHECKED BY C. HENDERSON CHECKED BY J. DAVIS

DATE 5 LEVEL 33A

THE INFORMATION ON THIS DRAWING IS NOT TO BE COPIED OR USED FOR OTHER THAN THE CONSTRUCTION, MAINTENANCE OR REPAIR OF THE PLANT FACILITY DESCRIBED IN THE TITLE BLOCK.

NO.	DATE	DESCRIPTION	BY	CHKD.
1	11/21/80	REVISED & REDRAWN	J. DAVIS	G. BAKLEY
2		SUPERSEDED BY DWG EE-1A0-3		