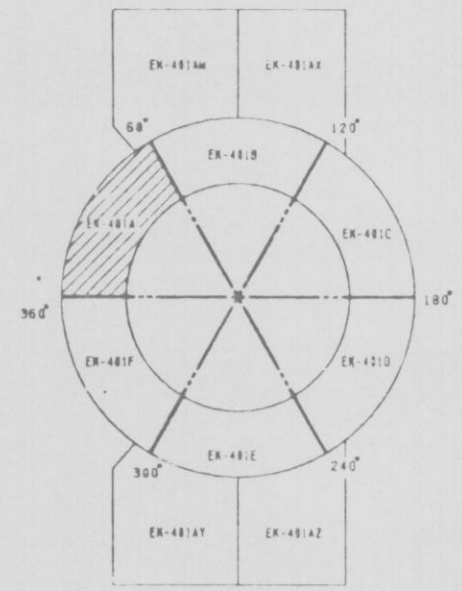
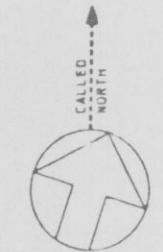
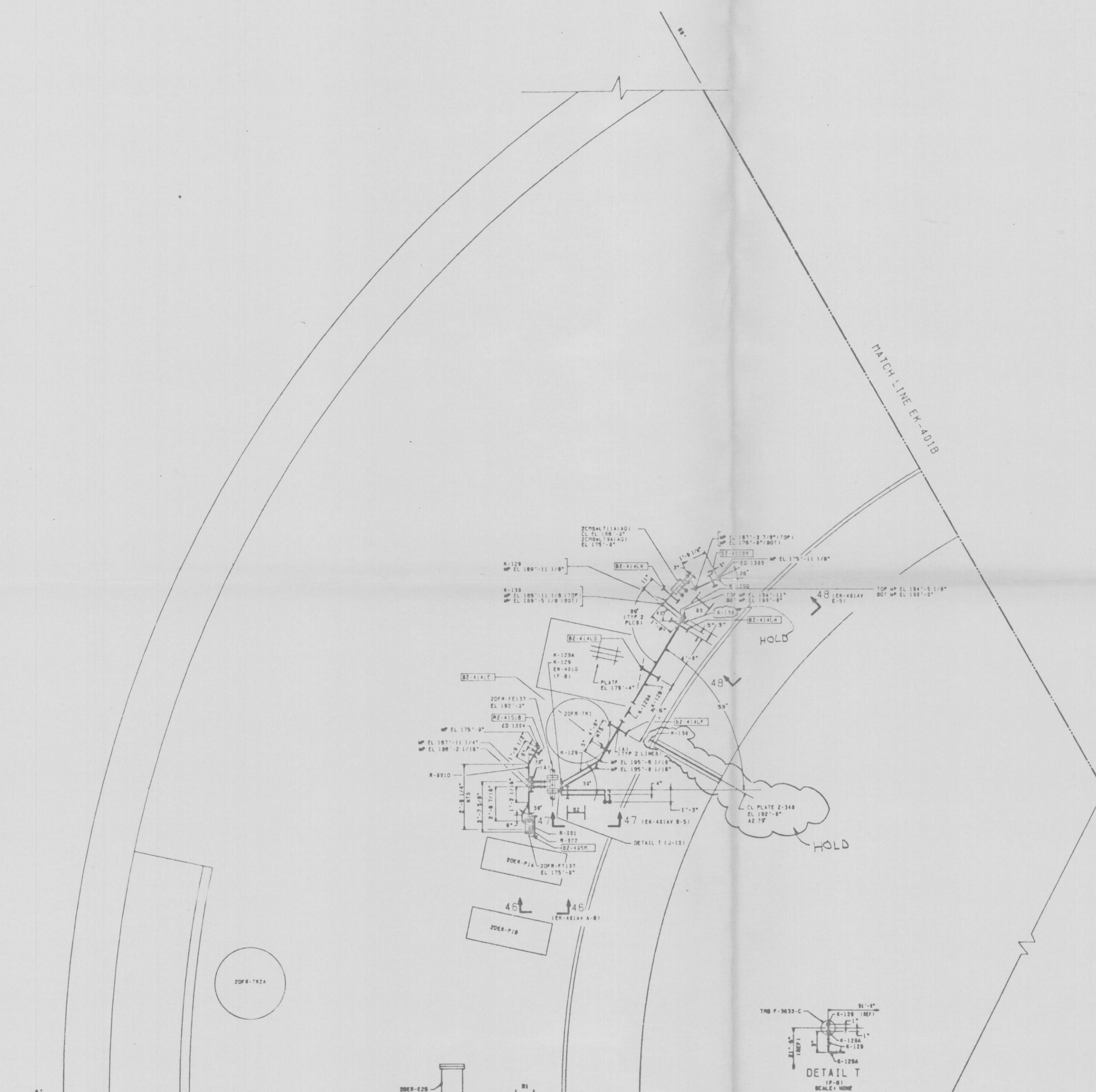


12177-EK-401A-1



KEY PLAN  
EL 175'-0"

NOTES:  
1. SCALE: 3/8" = 1' UNLESS OTHERWISE NOTED.  
2. GENERAL NOTES AND REFERENCES: EK-401G.



PRC  
APERTURE  
CARD



APPROVED *E. L. JOE* 5/20/66  
LICENSED PROFESSIONAL ENGINEER IN MECHANICAL ENGINEERING IN THE STATE OF NEW YORK  
ALTERATION EXCEPT BY A LICENSED PROFESSIONAL ENGINEER IS ILLEGAL.

NUCLEAR SAFETY RELATED  
QA CAT 1, II

INSTRUMENT PIPING PLAN  
REACTOR BUILDING  
EL 175'-0" SH 1  
NINE MILE POINT NUCLEAR STATION-UNIT 2  
NIAGARA MOHAWK POWER CORPORATION  
STONE & WEBSTER ENGINEERING CORPORATION  
CHERRY HILL, N.J.  
DRAWING NUMBER 12177-EK-401A-1

THE INFORMATION ON THIS DRAWING MAY NOT BE COPIED OR USED FOR OTHER THAN THE CONSTRUCTION, MAINTENANCE OR REPAIR OF THE PLANT FACILITY DESCRIBED IN THE TITLE BLOCK.

NO.	DESCRIPTION	CHNG.	CORRECT	ISSUE	NO.	DESCRIPTION	CHNG.	CORRECT	ISSUE	NO.	DESCRIPTION	CHNG.	CORRECT	ISSUE	NO.	DESCRIPTION	CHNG.	CORRECT	ISSUE	NO.	DESCRIPTION	CHNG.	CORRECT	ISSUE
1					2					3					4					5				

REVISIONS  
NO. DESCRIPTION  
1  
2  
3  
4  
5  
6  
7  
8  
9  
10  
11  
12  
13  
14  
15  
16  
17  
18  
19  
20  
21  
22  
23  
24  
25  
26  
27  
28  
29  
30  
31  
32  
33  
34  
35  
36  
37  
38  
39  
40  
41  
42  
43  
44  
45  
46  
47  
48  
49  
50  
51  
52  
53  
54  
55  
56  
57  
58  
59  
60  
61  
62  
63  
64  
65  
66  
67  
68  
69  
70  
71  
72  
73  
74  
75  
76  
77  
78  
79  
80  
81  
82  
83  
84  
85  
86  
87  
88  
89  
90  
91  
92  
93  
94  
95  
96  
97  
98  
99  
100

DESIGNED BY E. JOE DRAWN BY E. JOE  
CHECKED BY J. STYLER CHECKED BY J. STYLER  
DATE 5/20/66 DATE 5/20/66