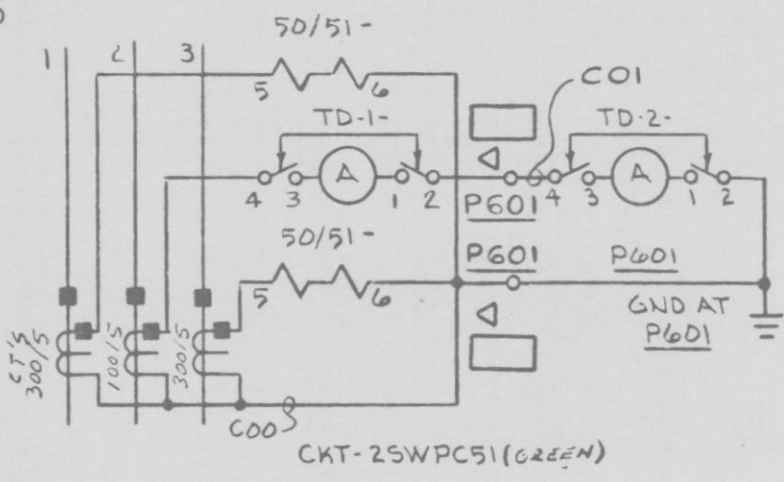
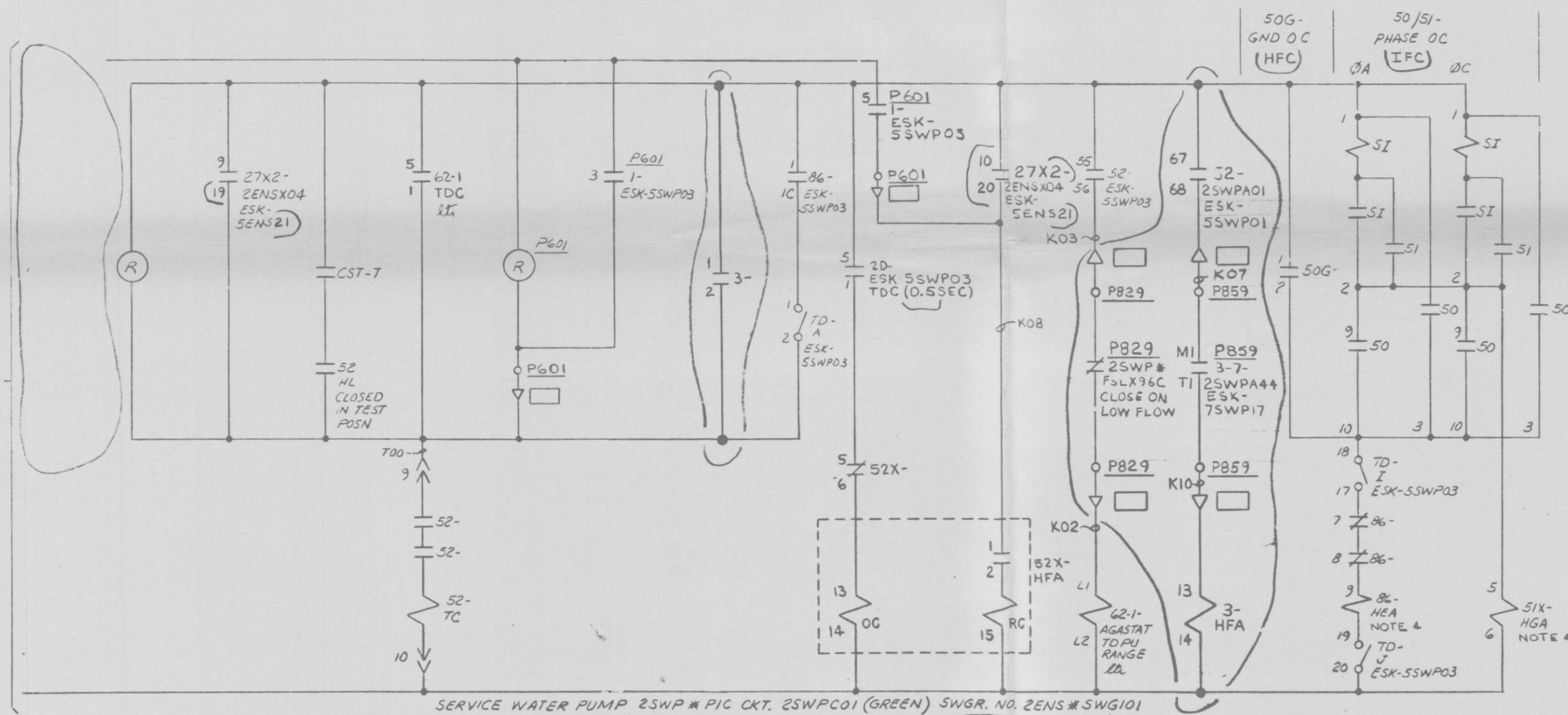
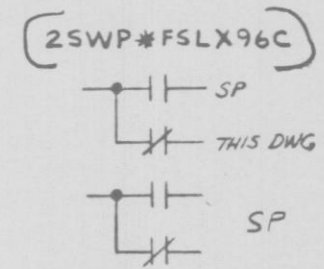


CONTINUED FROM ESK-5SWP03

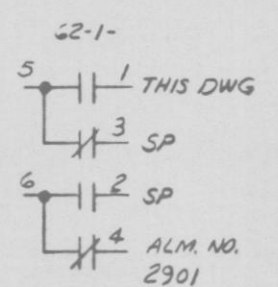


- NOTES:
1. ALL EQUIPMENT LOCATED AT SWGR UNLESS OTHERWISE NOTED
 2. LOGIC DIAGRAM LSK-5108 E 24-9.4
 3. REMOTE SHUTDOWN REQUIREMENTS LATER
 4. CONTACT DEVELOPMENT SHOWN ON ESK-5SWP03.

SERVICE WATER PUMP 2SWP * PIC CKT. 2SWPC01 (GREEN) SWGR. NO. 2ENS * SWG101



- 52X-
- 1-2 THIS DWG
 - 3-4 SP
 - 5-6 THIS DWG
 - 7-8 ESK-5SWP03
 - 9-10 SP
 - 11-12 ESK-5SWP03



- 1-2 THIS DWG
- 3-4 ESK-5SWP03
- 5-6 ESK-5SWP11
- 7-8 ESK-5SWP05
- 9-10 SP
- 11-12 COMPUTER NO. SWPBC17

PRC APERTURE CARD

NUCLEAR SAFETY RELATED
QA CAT I

DC ELEM DIAG-4. 16KV SWGR CKT
SERVICE WATER PUMP IC
NINEMILE POINT NUCLEAR STATION-UNIT 2
NIAGARA MOHAWK POWER CORPORATION

12177-ESK-5SWP09

| DESIGN CONTROL ISSUE | REV | DATE | BY | CHK | APP |
|----------------------|----------|------|-----|-----|-----|
| 1 | 3/1/77 | M | JRM | | |
| 2 | 12-20-77 | M | JRM | | |
| 3 | 6-9-77 | M | JRM | | |
| 4 | 3/12/77 | M | JRM | | |

GE-NEED ✓ GE-L5T6

D