

NRC DISTRIBUTION FOR PART 50 DOCKET MATERIAL

TO: Mr Knuth

FROM: Niagara Mohawk Pwr Corp
Syracuse, NY
R R Schneider

DATE OF DOCUMENT
3-10-76

DATE RECEIVED 3-10-76

LETTER
 ORIGINAL
 COPY

NOTORIZED
 UNCLASSIFIED

PROP

INPUT FORM

NUMBER OF COPIES RECEIVED
one signed

DESCRIPTION

Ltr trans the following:

ACKNOWLEDGED

DO NOT REMOVE

PLANT NAME: Nine Mile Point #1

ENCLOSURE

Supplemental ppges to their Annual Report of Operations for the period 1-1-75 thru 12-31-75w/instructions for incorporation.....

(40 cys encl rec'd)

LIC. ASST. (S)...LTR & MAIL CONTROL ONLY
NOTE: DOCKET CLERK WILL SEND EPA(2), F & W (2), F & D & NOAA CYS TO ENVIRO LIC. ASST. FOR DISTRIBUTION....TOTAL (6) CYS

SAFETY

FOR ACTION/INFORMATION

ENVIRO 3-18-76 ehf

BRANCH CHIEF:

Leav

W/1 CYS FOR ACTION

INTERNAL DISTRIBUTION

REG FILE

NRC PDR

STELLO

MACCARY

TEDESCO/ROSS

J. COLLINS

KREGER

I & E (2)

MIPC (4)

HANAUER

EISENHUT

LIC. ASST. (L) LTR & MAIL CONTROL ONLY (SEE NOTE)

DENTON

EXTERNAL DISTRIBUTION

CONTROL NUMBER

LPDR: Oswego, NY

TIC

NSIC

ACRS

W/16 CYS HOLDING/SENT TO LA Parish

2655



.....

.....

1900

NIAGARA MOHAWK POWER CORPORATION


NIAGARA  MOHAWK

300 ERIE BOULEVARD WEST
SYRACUSE, N.Y. 13202



REGULATORY DOCKET FILE COPY

March 10, 1976



Mr. Donald F. Knuth
Director, Office of Inspection and Enforcement
U.S. Nuclear Regulatory Commission
Washington, D.C. 20555


RE: Nine Mile Point Nuclear Station Unit #1
Facility Operating License DPR-63
Docket No. 50-220

Dear Mr. Knuth:

The enclosed supplement is for inclusion in the Nine Mile Point Nuclear Station #1 Annual Report of Operations for the period January 1, 1975 through December 31, 1975.

Please add this supplement, pages 11-2 through 11-11 to Section 11 of this report.

Very truly yours,



R. R. Schneider
Vice President -
Electric Operations

Enc. (40 copies)

cc: Director, Regulatory Operations Office (2)
Director, Office of Management & Program Control (2)

CERTIFIED MAIL
RETURN RECEIPT REQUEST

2655



NINE MILE POINT NUCLEAR STATION UNIT I

PERSONNEL RADIATION EXPOSURE SUMMARY

NUMBER OF PERSONNEL AND MAN-REM BY WORK AND JOB FUNCTION

Work & Job Function	Number of Personnel (> 0 Mrem)			Total Man-Rem		
	Station Employees	Utility Employees	Contract Workers & Others	Station Employees	Utility Employees	Contract Workers & Others
Reactor Operations & Surveillance (1)						
MAINTENANCE			7			0.078
MECHANICS	26	15		1.690	0.095	
ELECTRICIANS	8	11		0.729	0.345	
OPERATORS	23			27.894		
INSTR & CONTROL	18	2		8.313	0.644	
HEALTH PHYSICS	13	1	3	16.362	0.085	0.205
REACTOR PHYSICS	2			0.015		
SUPERVISORS	21	4		10.104	0.011	
ENGINEERS		25	37		0.298	1.178
OTHERS		10	19		0.100	0.264
TOTAL	111	68	66	65.107	1.578	1.725
CATEGORY TOTALS		245			68.410	
Routine Maintenance (2)						
MAINTENANCE			17			0.694
MECHANICS	40	13		16.620	0.650	
ELECTRICIANS	9	4		1.267	0.326	
OPERATORS	6			0.513		
INSTR & CONTROL	11			0.736		
HEALTH PHYSICS	5			2.327		
REACTOR PHYSICS						
SUPERVISORS	6			0.289		
ENGINEERS		9	13		0.382	0.342
OTHERS		8			0.570	
TOTAL	77	34	30	21.752	1.928	1.036
CATEGORY TOTALS		141			24.716	

11-2




NINE MILE POINT NUCLEAR STATION UNIT I

PERSONNEL RADIATION EXPOSURE SUMMARY

NUMBER OF PERSONNEL AND MAN-REM BY WORK AND JOB FUNCTION

Work & Job Function	Number of Personnel (> 0 Mrem)			Total Man-Rem		
	Station Employees	Utility Employees	Contract Workers & Others	Station Employees	Utility Employees	Contract Workers & Others
Inservice Inspection (5)						
MAINTENANCE			28			23.324
MECHANICS	33	53		12.294	16.071	
ELECTRICIANS	5	12		0.111	0.249	
OPERATORS	12	3		0.384	0.013	
INSTR & CONTROL	12			0.542		
HEALTH PHYSICS	7	1	6	0.607	0.055	0.830
REACTOR PHYSICS		21				
SUPERVISORS	11	8		2.181	1.197	
ENGINEERS			45		0.078	25.769
OTHERS						
TOTAL	80	98	79	16.119	17.663	49.925
CATEGORY TOTALS		257			83.705	
SPECIAL MAINTENANCE						
Waste Concentrator (3)						
MAINTENANCE						
MECHANICS	10	4		1.338	0.760	
ELECTRICIANS		1			0.290	
OPERATORS	2			0.130		
INSTR & CONTROL						
HEALTH PHYSICS	1			0.120		
REACTOR PHYSICS						
SUPERVISORS	4			0.675		
ENGINEERS		3	3		0.890	0.415
OTHERS						
TOTAL	17	8	3	2.263	1.940	0.415
CATEGORY TOTALS		28			4.618	

11-3




NINE MILE POINT NUCLEAR STATION UNIT I

PERSONNEL RADIATION EXPOSURE SUMMARY

NUMBER OF PERSONNEL AND MAN-REM BY WORK AND JOB FUNCTION

Work & Job Function	Number of Personnel (> 0 Mrem)			Total Man-Rem		
	Station Employees	Utility Employees	Contract Workers & Others	Station Employees	Utility Employees	Contract Workers & Others
<u>SPECIAL MAINTENANCE</u>						
Control Rod Drive (4)						
MAINTENANCE			1			0.010
MECHANICS	38	48		5.266	8.130	
ELECTRICIANS	3	4		0.145	0.216	
OPERATORS						
INSTR & CONTROL	8			0.066		
HEALTH PHYSICS	5		5	0.128		0.618
REACTOR PHYSICS						
SUPERVISORS	4			0.037		
ENGINEERS		7	1		0.099	0.005
OTHERS						
TOTAL	58	59	7	5.642	8.445	0.633
CATEGORY TOTALS		124			14.720	
<u>SPECIAL MAINTENANCE</u>						
LPRM (6)						
MAINTENANCE			2			0.160
MECHANICS	14	16		1.690	0.530	
ELECTRICIANS	3	5		0.045	0.058	
OPERATORS	24			3.495		
INSTR & CONTROL	7	1		2.349	0.098	
HEALTH PHYSICS	8		7	0.536		1.065
REACTOR PHYSICS	3			0.435		
SUPERVISORS	8	1		0.073	0.005	
ENGINEERS		9	6		0.398	0.496
OTHERS		2			0.055	
TOTAL	67	34	25	8.623	1.144	1.721
CATEGORY TOTALS		116			11.488	

11-4



NINE MILE POINT NUCLEAR STATION UNIT I

PERSONNEL RADIATION EXPOSURE SUMMARY

NUMBER OF PERSONNEL AND MAN-REM BY WORK AND JOB FUNCTION

Work & Job Function	Number of Personnel (> 0 Mrem)			Total Man-Rem		
	Station Employees	Utility Employees	Contract Workers & Others	Station Employees	Utility Employees	Contract Workers & Others
<u>SPECIAL MAINTENANCE</u>						
Misc. Shutdown Maintenance (7)						
MAINTENANCE			17			0.216
MECHANICS	36	74		5.968	12.005	
ELECTRICIANS	8	16		2.421	3.478	
OPERATORS	12			1.308		
INSTR & CONTROL	17	2		2.222	0.184	0.085
HEALTH PHYSICS	9		4	0.357		
REACTOR PHYSICS		1			0.005	
SUPERVISORS	7			0.832		
ENGINEERS		10	12		0.096	0.149
OTHERS		4			0.005	
TOTAL	89	107	33	13.108	15.773	0.450
CATEGORY TOTALS		229			29.331	
<u>SPECIAL MAINTENANCE</u>						
Recirculation Pumps (8)						
MAINTENANCE						
MECHANICS	13	8		4.015	6.495	
ELECTRICIANS	4	8		0.802	0.735	
OPERATORS	1			0.107		
INSTR & CONTROL	2		4	0.150		0.055
HEALTH PHYSICS	2			0.070		
REACTOR PHYSICS						
SUPERVISORS						
ENGINEERS			2			0.912
OTHERS						
TOTAL	22	16	6	5.144	7.230	0.967
CATEGORY TOTALS		44			13.341	

11-5



NINE MILE POINT NUCLEAR STATION UNIT I

PERSONNEL RADIATION EXPOSURE SUMMARY

NUMBER OF PERSONNEL AND MAN-REM BY WORK AND JOB FUNCTION

Work & Job Function	Number of Personnel (> 0 Mrem)			Total Man-Rem		
	Station Employees	Utility Employees	Contract Workers & Others	Station Employees	Utility Employees	Contract Workers & Others
<u>SPECIAL MAINTENANCE</u>						
Condensate Demineralizers(C)						
<u>MAINTENANCE</u>						
MECHANICS	18	13		10.215	19.080	
ELECTRICIANS						
OPERATORS	1			0.010		
INSTR & CONTROL						
HEALTH PHYSICS	2			0.055		
REACTOR PHYSICS						
SUPERVISORS	3			0.165		
ENGINEERS						
OTHERS						
TOTAL	24	13		10.445	19.080	
CATEGORY TOTALS		37			29.525	
<u>SPECIAL MAINTENANCE</u>						
Electromatic Reliefs (E)						
<u>MAINTENANCE</u>						
MECHANICS	31	16		10.474	4.470	
ELECTRICIANS	5	5		0.372	0.310	
OPERATORS						
INSTR & CONTROL	4			0.120		
HEALTH PHYSICS	2			0.098		
REACTOR PHYSICS						
SUPERVISORS	3			0.048		
ENGINEERS			2			0.050
OTHERS		1			0.015	
TOTAL	45	22	2	11.112	4.795	0.050
CATEGORY TOTALS		69			15.957	

11-6



Faint, illegible text scattered across the page, possibly bleed-through from the reverse side. Some faint characters like 'H', 'K', 'L', 'M', 'N', 'O', 'P', 'Q', 'R', 'S', 'T', 'U', 'V', 'W', 'X', 'Y', 'Z' are visible but not readable.


NINE MILE POINT NUCLEAR STATION UNIT I

PERSONNEL RADIATION EXPOSURE SUMMARY

NUMBER OF PERSONNEL AND MAN-REM BY WORK AND JOB FUNCTION

Work & Job Function	Number of Personnel (> 0 Mrem)			Total Man-Rem		
	Station Employees	Utility Employees	Contract Workers & Others	Station Employees	Utility Employees	Contract Workers & Others
<u>SPECIAL MAINTENANCE</u>						
MSIV's (M)						
MAINTENANCE						
MECHANICS	28	63		17.074	32.240	
ELECTRICIANS	5	13		1.843	7.047	
OPERATORS	4			0.173		
INSTR & CONTROL	4			0.108		
HEALTH PHYSICS	6		6	0.284		0.230
REACTOR PHYSICS						
SUPERVISORS	8	1		1.016	0.045	
ENGINEERS		8	8		0.150	2.844
OTHERS						
TOTAL	55	85	14	20.498	39.482	3.074
CATEGORY TOTALS	154			63.054		
<u>SPECIAL MAINTENANCE</u>						
Retro-Fits (N)						
MAINTENANCE			146			110.812
MECHANICS	6	10		0.276	0.118	
ELECTRICIANS	3	6		0.035	0.053	
OPERATORS	4			0.046		
INSTR & CONTROL	5			0.125		
HEALTH PHYSICS	6			0.288		
REACTOR PHYSICS						
SUPERVISORS	11	1		0.202	0.047	
ENGINEERS		18	23		0.375	0.912
OTHERS		3	3		0.038	0.032
TOTAL	35	58	172	0.972	0.611	111.756
CATEGORY TOTALS	245			115.339		

11-7




NINE MILE POINT NUCLEAR STATION UNIT I

PERSONNEL RADIATION EXPOSURE SUMMARY

NUMBER OF PERSONNEL AND MAN-REM BY WORK AND JOB FUNCTION

Work & Job Function	Number of Personnel (> 0 Mrem)			Total Man-Rem		
	Station Employees	Utility Employees	Contract Workers & Others	Station Employees	Utility Employees	Contract Workers & Others
SPECIAL MAINTENANCE						
TIP (P)						
MAINTENANCE						
MECHANICS		13			0.120	
ELECTRICIANS	2			0.048		
OPERATORS						
INSTR & CONTROL	18	2		11.500	3.247	
HEALTH PHYSICS	7			0.104		
REACTOR PHYSICS						
SUPERVISORS						
ENGINEERS			1			2.581
OTHERS						
TOTAL	27	15	1	11.652	3.367	2.581
CATEGORY TOTALS		43			17.600	
SPECIAL MAINTENANCE						
Reheaters (R)						
MAINTENANCE			14			11.522
MECHANICS	5	10		0.050	0.165	
ELECTRICIANS		4			0.015	
OPERATORS						
INSTR & CONTROL						
HEALTH PHYSICS	3			0.008		
REACTOR PHYSICS						
SUPERVISORS						
ENGINEERS			6			1.159
OTHERS						
TOTAL	8	14	20	0.058	0.180	12.681
CATEGORY TOTALS		42			12.919	

11-8



NINE MILE POINT NUCLEAR STATION UNIT I

PERSONNEL RADIATION EXPOSURE SUMMARY

NUMBER OF PERSONNEL AND MAN-REM BY WORK AND JOB FUNCTION

Work & Job Function	Number of Personnel (> 0 Mrem)			Total Man-Rem		
	Station Employees	Utility Employees	Contract Workers & Others	Station Employees	Utility Employees	Contract Workers & Others
<u>SPECIAL MAINTENANCE</u>						
Turbine Overhaul (T)						
MAINTENANCE			5			0.020
MECHANICS	26	76		1.369	6.296	
ELECTRICIANS	5	12		0.040	0.234	
OPERATORS	1			0.010		
INSTR & CONTROL	8			0.078		
HEALTH PHYSICS	3		6	0.035		0.800
REACTOR PHYSICS						
SUPERVISORS	6	1		0.024	0.013	
ENGINEERS		18	26		0.030	2.530
OTHERS		5	1		0.020	0.003
TOTAL	49	112	36	1.556	6.595	3.353
CATEGORY TOTALS	197			11.502		
<u>SPECIAL MAINTENANCE</u>						
Turbine Valves (U)						
MAINTENANCE			1			0.005
MECHANICS	18	54		1.110	4.101	
ELECTRICIANS	3	7		0.120	0.073	
OPERATORS	2			0.025		
INSTR & CONTROL	6			0.119		
HEALTH PHYSICS	1		4	0.005		0.050
REACTOR PHYSICS	2			0.011		
SUPERVISORS	4	1		0.180	0.002	
ENGINEERS		5	12		0.007	1.047
OTHERS						
TOTAL	36	67	17	1.570	4.183	1.102
CATEGORY TOTALS	120			6.855		

6-11



1000

[The main body of the page contains extremely faint and illegible text, likely bleed-through from the reverse side of the paper. The text is scattered across the page and is not readable.]


NINE MILE POINT NUCLEAR STATION UNIT I

PERSONNEL RADIATION EXPOSURE SUMMARY

NUMBER OF PERSONNEL AND MAN-REM BY WORK AND JOB FUNCTION

Work & Job Function	Number of Personnel (> 0 Mrem)			Total Man-Rem		
	Station Employees	Utility Employees	Contract Workers & Others	Station Employees	Utility Employees	Contract Workers & Others
SPECIAL MAINTENANCE						
Misc. Valves (V)						
MAINTENANCE			8			0.204
MECHANICS	39	76		9.437	6.203	
ELECTRICIANS	6	12		2.282	1.992	
OPERATORS	6			0.106		
INSTR & CONTROL	11			0.663		
HEALTH PHYSICS	4		4	0.063		0.050
REACTOR PHYSICS	1			0.002		
SUPERVISORS	7	1		0.311	0.070	
ENGINEERS		6	11		0.027	0.333
OTHERS						
TOTAL	74	95	23	12.864	8.292	0.587
CATEGORY TOTALS		192			21.743	
Refueling Operations (9)						
MAINTENANCE			4			0.090
MECHANICS	38	66		10.604	13.173	
ELECTRICIANS	6	13		0.337	0.998	
OPERATORS	17			2.968		
INSTR & CONTROL	10	3		0.361	0.227	
HEALTH PHYSICS	6	2	8	0.514	0.002	1.399
REACTOR PHYSICS	3			0.046		
SUPERVISORS	14	1		0.319	0.009	
ENGINEERS		26	50		0.854	5.104
OTHERS		1	2		0.005	0.050
TOTAL	94	112	44	15.149	15.268	6.623
CATEGORY TOTALS		250			37.040	

11-10



NINE MILE POINT NUCLEAR STATION UNIT I

PERSONNEL RADIATION EXPOSURE SUMMARY

NUMBER OF PERSONNEL AND MAN-REM BY WORK AND JOB FUNCTION

Work & Job Function	Number of Personnel (> 0 Mrem)			Total Man-Rem		
	Station Employees	Utility Employees	Contract Workers & Others	Station Employees	Utility Employees	Contract Workers & Others
Waste Processing Facility (W)						
MAINTENANCE			27			0.888
MECHANICS	38	40		15.781	15.217	
ELECTRICIANS	9	9		2.634	1.997	
OPERATORS	27			45.011		
INSTR & CONTROL	10			0.611		
HEALTH PHYSICS	13		7	7.577		0.695
REACTOR PHYSICS						
SUPERVISORS	19			7.609		
ENGINEERS		11	28		0.124	3.417
OTHERS			4			0.058
TOTAL	116	60	66	79.223	17.338	5.058
CATEGORY TOTALS		242			101.619	

SUMMARY

Dosimeter

Film Badge

Percent Identified

		302.857	174.890	203.735
			681.482	
146	174	329	300.760	175.420
	649			665.330
				102.4%

11-11

