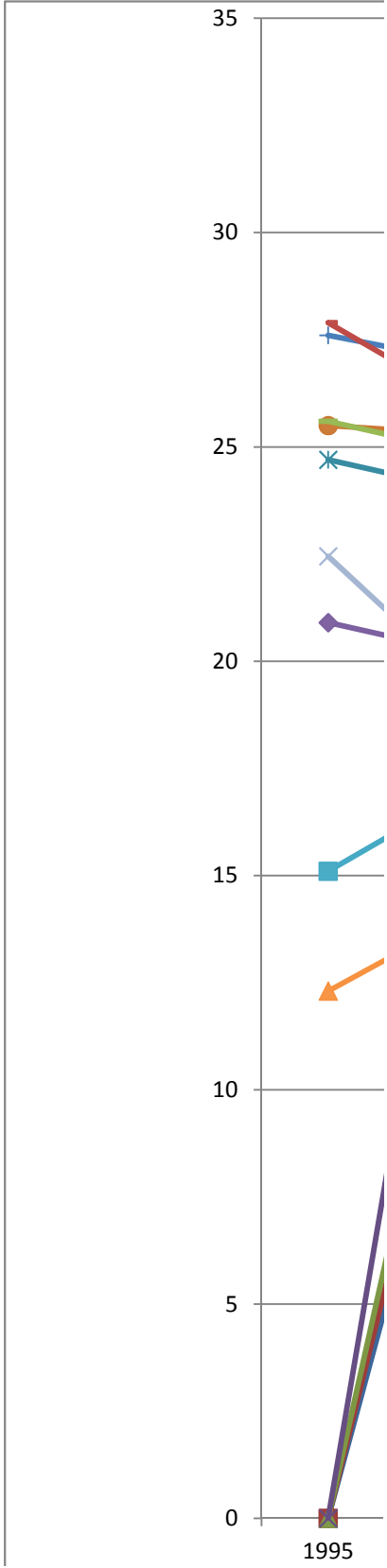


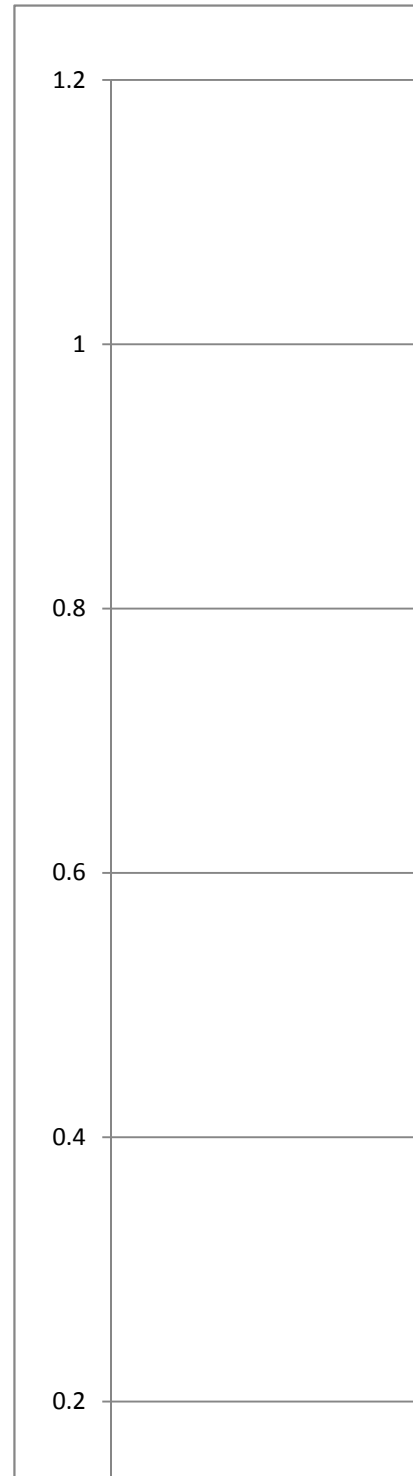
Month	1995	1996	1997	1998	1999	2000	2001	2002
Jan	NA	11.5	11.7	13.3	14	13.3	9.8	12.9
Feb	NA	12.6	13.6	13.3	15.7	15.9	15.3	11.4
Mar	NA	13.9	18.7	15.2	16.4	18.6	14.9	16.6
Apr	NA	18.3	18	19.5	22.2	19.8	21.6	21.7
May	24.7	24	22.6	25.2	23.8	25.3	23.6	23.8
Jun	25.5	25.3	25.3	27.6	26.2	25.8	25.6	26
July	27.6	27	27	28	26.9	27.7	27	27
Aug	27.9	26.1	27.2	27.8	28	27.5	26.5	26.9
Sep	25.6	24.9	26	26.5	24.4	25.1	24.8	26.1
Oct	20.9	20.2	20.7	22.4	20.5	20.3	19.7	22.5
Nov	15.1	16.9	14.4	17.9	16.1	14.8	18.3	15.3
Dec	12.3	14	11.5	14.2	12.8	9	14.4	12.3
Annual Avg	22.45	19.56	19.73	20.91	20.58	20.26	20.13	20.21

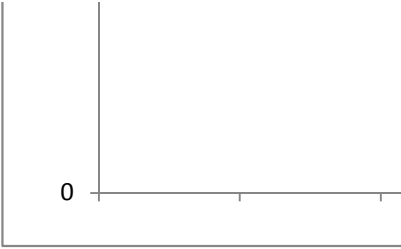
EMPERATURE (Degrees Centigrade)

2003	2004	2005	2006	2007	2008	2009	2010	2011
9	11.8	13.9	15.1	11.9	11.2	12.2	8.8	9.9
12.8	11.5	14.6	13.2	12.3	15.1	15	8.7	12.9
16.6	18.7	15.8	18.3	18.1	16.6	17.9	14	18.4
20.6	19.6	19.7	21.8	19	19.9	20	20.5	22.2
25.3	23.5	23.2	23.9	23.2	23.9	24.1	25	23.5
26	25.9	26.3	27.2	25.9	26.3	27	27.4	27.2
26.2	26.8	27.3	26.8	26.2	27.1	27	27.9	26.8
26.7	26.3	27.4	27.1	28	26.4	26.5	27.8	28.6
25.2	26	27.4	24.9	26	25	25.4	26.4	24.2
20.7	23.9	21.4	21.4	21.6	20.3	21.3	20.7	19.4
17.7	18.3	17.1	15.4	16.5	15.1	15.4	16.4	16.9
11.4	11.7	12	12.6	15.2	14.3	11.4	10.2	13.4
19.85	20.33	20.51	20.64	20.33	20.10	20.27	19.48	20.28

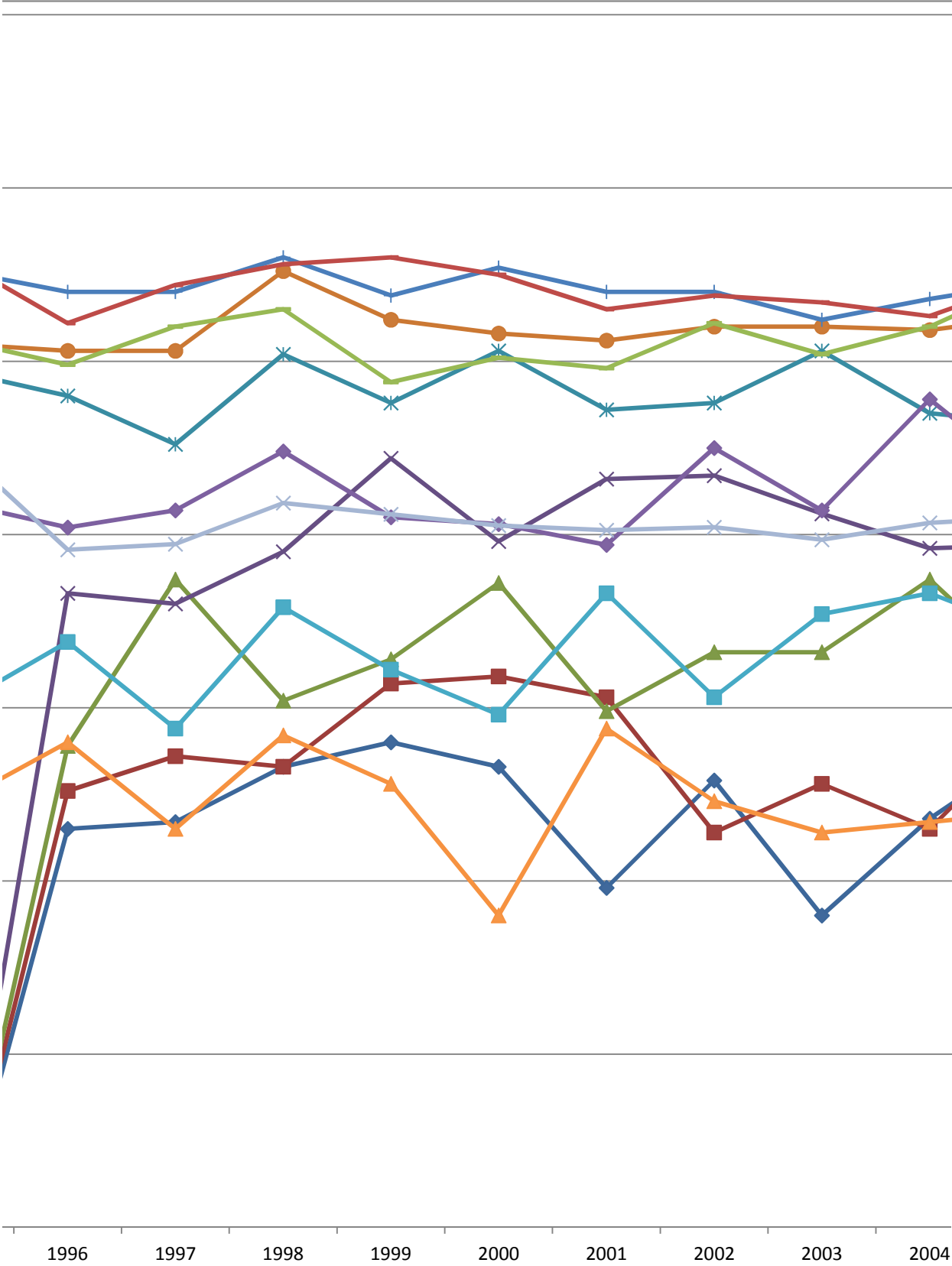
2012	2013	2014	2015
15.2	13.4	8.4	10.6
15.3	14	12.5	10.8
20.2	14.5	14.5	18.1
21.1	19.1	19.7	21.9
24.5	22.3	22.7	24.2
26.6	27.1	26.2	26.5
26.4	26.6	26.6	28.1
26.5	26.7	27.3	27.5
25.9	26.4	25.7	25.3
20.4	21.8	21.3	21.6
15.2	14.6	13.5	18.6
14.6	12.3	14.1	17.2
20.99	19.90	19.38	20.87







TEMPERATURE



PRECIPITATION

