

1954

FACILITY I.D. 3 402003001 YEAR/ MO / DAY BEGINNING 93 / 10 / 01 YEAR/ MO / DAY ENDING 93 / 10 / 31 STATE CODE 06 NPDES PERMIT # CA0003751

STATION ANALYSIS UNITS SMPL TYPE FREQ.	INFLUENT CHLOR PHENOL ug/l GRAB OCTOBER	EFFLUENT 001 CHLOR PHENOL ug/l GRAB OCTOBER	EFFLUENT 001D LITHIUM mg/l GRAB OCTOBER	EFFLUENT 001D BORON mg/l GRAB OCTOBER	EFFLUENT 001D HYDRAZINE mg/l GRAB OCTOBER	EFFLUENT 005 OIL & GREASE mg/l GRAB OCTOBER	EFFLUENT 008 OIL & GREASE mg/l GRAB OCTOBER
--	---	---	---	---------------------------------------	---	---	---

OCTOBER	1	2	3	4	5	6	7	8	9	10	11	12	13	14	15	16	17	18	19	20	21	22	23	24	25	26	27	28	29	30	31
						<10																									


MONTHLY AVG																															
MONTHLY HIGH																															
MONTHLY LOW																															
TIMES EXCEEDED	NO LIMIT	6M-MEAN 10 =0	NO LIMIT	NO LIMIT	NO LIMIT	NO AVG 15 =0	NO AVG 15 =0	NO AVG 15 =0																							
TIMES EXCEEDED		D MAX 20 =0				D MAX 20 =0	D MAX 20 =0	D MAX 20 =0																							
TIMES EXCEEDED		I MAX 50 =0																													

REMARKS: (1) Number of Samples taken during the day.

PRINCIPAL EXECUTIVE OFFICER
GREGORY M. RUEGER

Resubmitted 2.28.94
PGE Letter No. DCL-94-044/3
JBR 2.28.94

SIGNATURE OF AUTHORIZED AGENT DATE
J. R. ... 2/28/94



FACILITY I.D. 3 402003001
YEAR/ MO / DAY BEGINNING 93 / 11 / 01
YEAR/ MO / DAY ENDING 93 / 11 / 30
STATE CODE 06
NPDES PERMIT # CA0003751

STATION ANALYSIS UNITS SHPL TYPE FREQ.	INFLUENT MERCURY ug/l GRAB OCTOBER	EFFLUENT 001 MERCURY ug/l GRAB OCTOBER	INFLUENT SILVER ug/l GRAB OCTOBER	EFFLUENT 001 SILVER ug/l GRAB OCTOBER	INFLUENT CYANIDE ug/l GRAB OCTOBER	EFFLUENT 001 CYANIDE ug/l GRAB OCTOBER	INFLUENT PHENOLIC CNP ug/l (NONCL) GRAB OCTOBER	EFFLUENT 001 PHENOLIC CNP ug/l (NONCL) GRAB OCTOBER
NOVEMBER								
1								
2								
3			(11) <3	(11) <3				
4								
5								
6								
7								
8								
9								
10								
11								
12								
13								
14								
15								
16								
17								
18								
19								
20								
21								
22								
23								
24								
25								
26								
27								
28								
29								
30								
31								

MONTHLY AVG
MONTHLY HIGH
MONTHLY LOW


TIMES EXCEEDED	NO LIMIT	6M-MEAN 0.2 =0	NO LIMIT	6M-MEAN 2.9 =0	NO LIMIT	6M-MEAN 30 =0	NO LIMIT	6M-MEAN 150 =0
TIMES EXCEEDED		D MAX 0.8 =0		D MAX 13.6 =0		D MAX 100 =0		D MAX 610 =0
TIMES EXCEEDED		I MAX 2 =0		I MAX 35 =0		I MAX 260 =0		I MAX 1530 =0

REMARKS: (1) Number of Samples taken during the day, (11) Annual Silver Analysis all other annual analysis performed in October.

PRINCIPAL EXECUTIVE OFFICER
GREGORY M. RUEGER

Resubmitted 2-28-94
PGE Letter No. DCL-94-04/3
2-28-94

SIGNATURE OF AUTHORIZED AGENT DATE
[Signature] 2/28/94



CALIFORNIA REGIONAL WATER QUALITY
CONTROL BOARD
CENTRAL COAST REGION
81 HIGUERA
SAN LUIS OBISPO, CA 93401

DISCHARGE SELF MONITORING REPORT

PACIFIC GAS AND ELECTRIC CO.
DIABLO CANYON NUCLEAR POWER PLANT
PO BOX 56
AVILA BEACH, CALIF 93424
PAGE (W) 9

FACILITY I.D.
3 402003001

YEAR/ MO / DAY
BEGINNING 93 / 11 / 01

YEAR/ MO / DAY
ENDING 93 / 11 / 30
STATE CODE
06

NPDES PERMIT #
CA0003751

STATION ANALYSIS UNITS SMPL TYPE FREQ.	-----EFFLUENT 003----- SUSPENDED SOLIDS mg/l 1st FLTR mg/l 2nd FLTR mg/l NET GRAB WEEKLY WHEN 001N & 001P => 003			EFFLUENT 001N SETTL SOLIDS ml/l GRAB WEEKLY	EFFLUENT 001 T CHROMIUM ug/l GRAB MONTHLY	EFFLUENT 001 COPPER ug/l GRAB MONTHLY	EFFLUENT 001 NICKEL ug/l GRAB MONTHLY	EFFLUENT 001 ZINC ug/l GRAB MONTHLY
--	--	--	--	---	---	---	---	---

NOVEMBER												
1												
2												
3												
4					<0.1	<5	<3	<3				1
5												
6												
7												
8					<0.1							
9												
10												
11												
12												
13												
14												
15												
16												
17					.5							
18												
19												
20												
21												
22												
23					<0.1							
24												
25												
26												
27												
28												
29												
30												
31												

MONTHLY AVG	NO DISCHARGE			.2								
MONTHLY HIGH				.5								
MONTHLY LOW				<0.1								


TIMES EXCEEDED	NO LIMIT	NO LIMIT	NO AVG 30 =0	NO AVG 1.0 =0	6M-MEAN 10 =0	6M-MEAN 10 =0	6M-MEAN 30 =0	6M-MEAN 70 =0
TIMES EXCEEDED			D MAX 100 =0	D MAX 3.0 =0	D MAX 40 =0	D MAX 50 =0	D MAX 100 =0	D MAX 380 =0
TIMES EXCEEDED					I MAX 100 =0	I MAX 140 =0	I MAX 260 =0	I MAX 990 =0

REMARKS: (1) Number_of_Samples_taken_during_the_day.

PRINCIPAL EXECUTIVE OFFICER
GREGORY H. RUEGER

Resubmitted 2.28.94
PGE Letter No. DCL-94-0413
JPR
2.28.94

SIGNATURE OF AUTHORIZED AGENT	DATE
<i>JPR</i>	2/25/94



CALIFORNIA REGIONAL WATER QUALITY CONTROL BOARD
CENTRAL COAST REGION
81 HIGUERA
SAN LUIS OBISPO, CA 93401

DISCHARGE SELF MONITORING REPORT

PACIFIC GAS AND ELECTRIC CO.
DIABLO CANYON NUCLEAR POWER PLANT
PO BOX 56
AVILA BEACH, CALIF 93424
PAGE (M) 3

FACILITY I.D. 3 402003001 YEAR/ MO / DAY BEGINNING 93 / 12 / 01 YEAR/ MO / DAY ENDING 93 / 12 / 31 STATE CODE 06 NPDES PERMIT # CA0003751

STATION ANALYSIS UNITS SMPL TYPE FREQ.	EFF 001H=>003	EFF 001H=>003	-----EFFLUENT 001D-----			-----EFFLUENT 001F-----		
	TOTL COLIFORM MPN/100ml	FECAL COLIFORM MPN/100ml	SUSPENDED SOLIDS			SUSPENDED SOLIDS		
	GRAB	GRAB	mg/l 1st FLTR	mg/l 2nd FLTR	mg/l NET	mg/l 1st FLTR	mg/l 2nd FLTR	mg/l NET
	4 TIMES/WEEK	4 TIMES/WEEK	MONTHLY			MONTHLY		

DECEMBER													
1													
2													
3													
4													
5													
6													
7													
8													
9													
10													
11													
12													
13													
14													
15													
16													
17													
18													
19													
20													
21													
22													
23													
24													
25													
26													
27													
28													
29													
30													
31													

MONTHLY AVG	NO DISCHARGE		NO DISCHARGE										
MONTHLY HIGH													
MONTHLY LOW													
TIMES EXCEEDED	80% SMPLS>1X	MEAN>200=0	NO LIMIT	NO LIMIT	NO AVG 30= 0	NO LIMIT	NO LIMIT	NO AVG 30 =0					
TIMES EXCEEDED	=0	90% SMPLS>400			D MAX 100 =0			D MAX 100 =0					
TIMES EXCEEDED	1 MAX >10X=0	=0											

REMARKS: (*) Number_of_Samples_taken_during_the_day. _____

PRINCIPAL EXECUTIVE OFFICER

GREGORY M. RUEGER

Resubmitted 2-28-94
PG&E Letter No. DCL-94-04/3
2-28-94

SIGNATURE OF AUTHORIZED AGENT	DATE
<i>James Newman</i>	2/25/94



100