

ACCELERATED DOCUMENT DISTRIBUTION SYSTEM

REGULATORY INFORMATION DISTRIBUTION SYSTEM (RIDS)

ACCESSION NBR:9309030203 DOC.DATE: 93/08/27 NOTARIZED: YES DOCKET #
 FACIL:50-275 Diablo Canyon Nuclear Power Plant, Unit 1, Pacific Ga 05000275
 50-323 Diablo Canyon Nuclear Power Plant, Unit 2, Pacific Ga 05000323
 AUTH.NAME AUTHOR AFFILIATION
 FUJIMOTO,W.H. Pacific Gas & Electric Co.
 RECIP.NAME RECIPIENT AFFILIATION
 Document Control Branch (Document Control Desk)

SUBJECT: Forwards replacement pages pages for LAR 92-05 re rev to TS
 & assoc bases to reflect Eagle 21 process protection sys
 upgrade,elimination of bypass manifolds for reactor coolant
 sys RTD & assoc enhancements.

DISTRIBUTION CODE: A001D COPIES RECEIVED:LTR 1 ENCL 1 SIZE: 2+12
 TITLE: OR Submittal: General Distribution

NOTES:

RECIPIENT ID CODE/NAME	COPIES LTTR ENCL	RECIPIENT ID CODE/NAME	COPIES LTTR ENCL
PDV LA	1 1	PDV PD	1 1
PETERSON,S	2 2		
INTERNAL: ACRS	6 6	NRR/DE/EELB	1 1
NRR/DORS/OTSB	1 1	NRR/DRCH/HICB	1 1
NRR/DRPW	1 1	NRR/DSSA/SPLB	1 1
NRR/DSSA/SRXB	1 1	NUDOCS-ABSTRACT	1 1
OC/HEDCB	1 0	OGC/HDSL	1 0
REG FILE 01	1 1		
EXTERNAL: NRC PDR	1 1	NSIC	1 1

NOTE TO ALL "RIDS" RECIPIENTS:

PLEASE HELP US TO REDUCE WASTE! CONTACT THE DOCUMENT CONTROL DESK,
 ROOM P1-37 (EXT. 504-2065) TO ELIMINATE YOUR NAME FROM DISTRIBUTION
 LISTS FOR DOCUMENTS YOU DON'T NEED!

TOTAL NUMBER OF COPIES REQUIRED: LTTR 22 ENCL 20

Pacific Gas and Electric Company

Nuclear Technical Services, A10G
333 Market Street, Room 8024
P.O. Box 770000
San Francisco, CA 94177
415/973-0600
Fax 415/973-1427

Warren H. Fujimoto
Vice President

August 27, 1993

PG&E Letter No. DCL-93-212



U.S. Nuclear Regulatory Commission
ATTN: Document Control Desk
Washington, D.C. 20555

Re: Docket No. 50-275, OL-DPR-80
Docket No. 50-323, OL-DPR-82
Diablo Canyon Units 1 and 2
Replacement Pages for License Amendment Request 92-05

Gentlemen:

On September 21, 1992, PG&E submitted License Amendment Request (LAR) 92-05 in Letter No. DCL-92-203. The LAR involved proposed revisions to Technical Specifications (TS) 2.2.1, 3/4.3.1, 3/4.3.2, and their associated Bases to reflect the Eagle 21 process protection system upgrade, elimination of the bypass manifolds for the reactor coolant system resistance temperature detectors (RTDs), and associated enhancements.

Replacement pages for some of the original marked-up TS pages included in LAR 92-05 are enclosed. The revisions to the TS are being submitted for clarification or for administrative reasons. An explanation of the revisions to the replacement pages is provided below.

1. For TS 3.3.1, Table 3.3-2, Table Notation Insert O, delete Note 2 regarding the 4.0 second response time for RTDs mounted in thermowells. The note was initially added to provide additional information regarding the RTD response time. However, the note is not necessary to meet TS requirements for instrumentation response times. Additionally, the note can lead to confusion if the 4.0 seconds is interpreted as an acceptance criterion, as well as the 7.0 second criterion for overtemperature delta-T (OTDT) and overpressure delta-T (OPDT) channel response times. Deletion of the note from Table 3.3-2 has no impact on the safety evaluation performed for LAR 92-05, previously submitted on September 21, 1992 (see Safety Evaluation/RTD Response Time, page 15).
2. For TS 3.3.2, Table 3.3-3, Functional Unit, Item 1.f, "Steam Line Pressure-Low," correct the table notation for Applicable Modes from "##" to "#". The September 21, 1992, submittal referenced the incorrect table notation. This change is administrative only.
3. For TS 3.3.2, Table 3.3-3, Insert R, change Action Statement numbers to Action 29; for Table 3.3-3, Action Statements (Continued), Insert S, change the Action Statement numbers to

9309030203 930827
PDR ADDOCK 05000275
PDR

ADD 1

August 27, 1993

Action 29 and Action 35, and change the appropriate Functional Units 6.c and 6.d correspondingly. The Action Statements in the Instrumentation Section of the TS have historically been numbered sequentially throughout the whole section for human factors reasons. These changes are administrative only (to preserve the numbering system).

4. For TS 4.3.2.1, Table T.3-2, Table Notation Insert Y for Note (3), Replace "may be manually" with "is automatically." This corrects the table notation so that it conforms to descriptions of the P-11 relationship with the steamline pressure protection functions given in the September 21, 1992, submittal. This change is administrative only.
5. For Insert K on Bases page B 2-7, for Steam Generator Water Level, replace the parenthetical phrase, "(failure of more than one T_h RTD or failure of a T_c RTD)," with the nonparenthetical phrase, "to the TTD" to clarify the operation of the Trip Time Delay (TTD) feature. The phrase defining loop delta-T failure is out of context in the discussion of the steam generator water level trip time delay calculation. The loop delta-T channel input to the TTD follows the same algorithm as the OTDT and OPDT channels.

The enclosed revised Technical Specification pages do not affect the conclusions of the safety evaluation and the no significant hazards evaluation performed for LAR 92-05.


Sincerely,




Warren H. Fujimoto

Subscribed and sworn to before me
this 27th day of August 1993

Attorneys for Pacific Gas
and Electric Company
Howard V. Golub
Christopher J. Warner

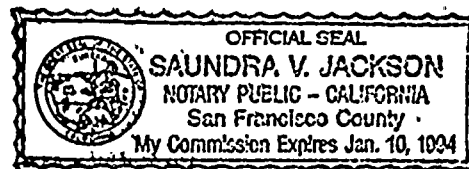


Saundra V. Jackson, Notary Public



Richard F. Locke

cc: Edgar Bailey, DHS
Bobby H. Faulkenberry
Ann P. Hodgdon
Mary H. Miller
Sheri R. Peterson
CPUC
Diablo Distribution



Enclosure

6213S/85K/DWO/2232

1947