


MATERIALS LICENSE

Pursuant to the Atomic Energy Act of 1954, as amended, the Energy Reorganization Act of 1974 (Public Law 93-438), and Title 10, Code of Federal Regulations, Chapter I, Parts 30, 31, 32, 33, 34, 35, 36, 37, 39, 40, 70 and 71, and in reliance on statements and representations heretofore made by the licensee, a license is hereby issued authorizing the licensee to receive, acquire, possess, and transfer byproduct, source, and special nuclear material designated below; to use such material for the purpose(s) and at the place(s) designated below; to deliver or transfer such material to persons authorized to receive it in accordance with the regulations of the applicable Part(s). This license shall be deemed to contain the conditions specified in Section 183 of the Atomic Energy Act of 1954, as amended, and is subject to all applicable rules, regulations, and orders of the Nuclear Regulatory Commission now or hereafter in effect and to any conditions specified below.

Licensee 1. MPI Research, Inc.		In accordance with letter dated August 31, 2016,	4. Expiration Date: June 30, 2024
2. 54943 North Main Street Mattawan, MI 49071		3. License number: 21-11315-02 is amended in its entirety to read as follows:	5. Docket No.: 030-08546 Reference No.:
6. Byproduct, source, and/or special nuclear material A. Any byproduct material with Atomic Numbers 1 through 83 with half-life less than or equal to 120 days AA Germanium-68 AB Iodine-123 AC Iodine-123	7. Chemical and/or physical form A. Any AA Sealed Sources (Sanders Medical Products, Model PET-180/0.8) AB Non-volatile AC Volatile	8. Maximum amount that licensee may possess at any one time under this license A. 50 millicuries per radionuclide and 500 millicuries total AA 1.5 millicuries per source and 5 millicuries total AB 2 curies total AC 1 curie total	9. Authorized use A. For research and development as defined in 10 CFR 30.4, including animal studies and in-vitro studies. AA For use in PET scanner calibration. AB For research and development as defined in 10 CFR 30.4, including animal studies and in-vitro studies. AC For research and development as defined in 10 CFR 30.4, including animal studies and in-vitro studies.



**MATERIALS LICENSE
SUPPLEMENTARY SHEET**

License Number
21-11315-02

Docket or Reference Number
030-08546

Amendment No. 38

6. Byproduct, source, and/or special nuclear material

7. Chemical and/or physical form

8. Maximum amount that licensee may possess at any one time under this license

9. Authorized use

AD Cesium-137

AD Calibration and standard reference sources (Ecker & Ziegler Analytics, Model RV-137)

AD 400 microcuries total

AD For use in instrument calibration.

B. Fluorine-18

B. Any

B. 10 curies total

B. For research and development as defined in 10 CFR 30.4, including animal studies and in-vitro studies.

C. Carbon-11

C. Any

C. 5 curies total

C. For research and development as defined in 10 CFR 30.4, including animal studies and in-vitro studies.

D. Nitrogen-13

D. Any

D. 1 curie total

D. For research and development as defined in 10 CFR 30.4, including animal studies and in-vitro studies.

E. Oxygen-15

E. Any

E. 2 curies total

E. For research and development as defined in 10 CFR 30.4, including animal studies and in-vitro studies.

F. Zirconium-89

F. Any

F. 2 curies total

F. For research and development as defined in 10 CFR 30.4, including animal studies and in-vitro studies.

G. Iodine-124

G. Non-volatile

G. 2 curies total

G. For research and development as defined in 10 CFR 30.4, including animal studies and in-vitro studies.

H. Iodine-124

H. Volatile

H. 1 curie total


H. For research and development as defined in 10 CFR 30.4, including animal studies and in-vitro studies.

I. Iodine-125

I. Non-volatile

I. 1 curie total

I. For research and development as defined in 10 CFR 30.4, including animal studies and in-vitro studies.



**MATERIALS LICENSE
SUPPLEMENTARY SHEET**

License Number
21-11315-02

Docket or Reference Number
030-08546

Amendment No. 38

6. Byproduct, source,
and/or special nuclear
material

7. Chemical and/or physical form

8. Maximum amount that licensee
may possess at any one time
under this license

9. Authorized use

J. Iodine-125

J. Volatile

J. 350 millicuries total

J. For research and development as defined in 10 CFR 30.4, including animal studies and in-vitro studies.

K. Copper-64

K. Any

K. 100 millicuries total

K. For research and development as defined in 10 CFR 30.4, including animal studies and in-vitro studies.

L. Indium-111

L. Any

L. 250 millicuries total

L. For research and development as defined in 10 CFR 30.4, including animal studies and in-vitro studies.

M. Hydrogen-3

M. Any

M. 500 millicuries total

M. For research and development as defined in 10 CFR 30.4, including animal studies and in-vitro studies.

N. Carbon-14

N. Any

N. 890 millicuries total

N. For research and development as defined in 10 CFR 30.4, including animal studies and in-vitro studies.

O. Calcium-45

O. Any

O. 5 millicuries total

O. For research and development as defined in 10 CFR 30.4, including animal studies and in-vitro studies.

P. Radium-223

P. Any

P. 50 millicuries total

P. For research and development as defined in 10 CFR 30.4, including animal studies and in-vitro studies.

Q. Thorium-227

Q. Any

Q. 50 millicuries total

Q. For research and development as defined in 10 CFR 30.4, including animal studies and in-vitro studies.

R. Actinium-225

R. Any

R. 100 millicuries total

R. For research and development as defined in 10 CFR 30.4, including animal studies and in-vitro studies.



**MATERIALS LICENSE
SUPPLEMENTARY SHEET**

License Number
21-11315-02

Docket or Reference Number
030-08546

Amendment No. 38

6. Byproduct, source, and/or special nuclear material

7. Chemical and/or physical form

8. Maximum amount that licensee may possess at any one time under this license

9. Authorized use

S. Rhenium-186

S. Any

S. 250 millicuries total

S. For research and development as defined in 10 CFR 30.4, including animal studies and in-vitro studies.

T. Molybdenum-99

T. Any

T. 32 curies total

T. For research and development as defined in 10 CFR 30.4, including animal studies and in-vitro studies.

U. Technetium-99m

U. Any

U. 32 curies total

U. For research and development as defined in 10 CFR 30.4, including animal studies and in-vitro studies.

V. Cobalt-57

V. Sealed Sources (Eckert & Ziegler Isotope Products d/b/a IPL, Model 1911 and UPET Series; International Isotopes, Idaho, Inc., Model BM06E Series and BM06S Series; IPL, Model 374 Series and USM Series)

V. 5 millicuries total

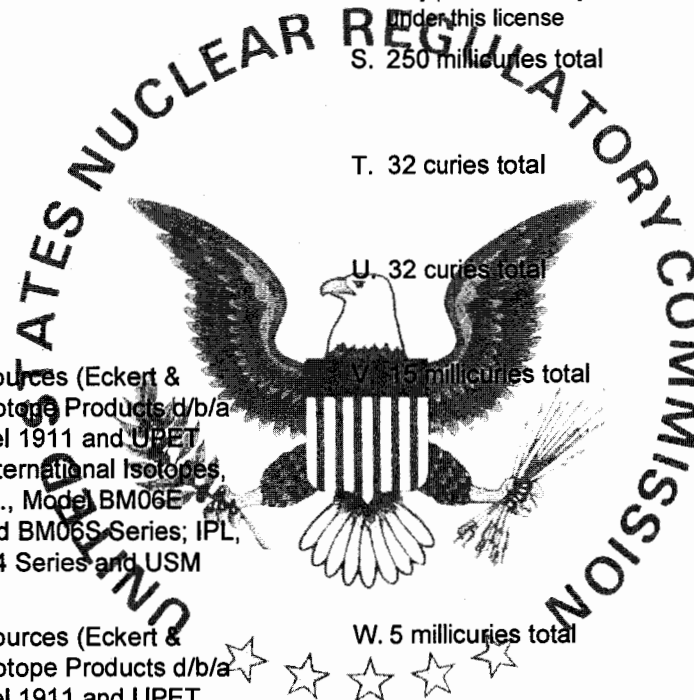
V. For research and development as defined in 10 CFR 30.4, including animal studies and in-vitro studies.

W. Germanium-68

W. Sealed Sources (Eckert & Ziegler Isotope Products d/b/a IPL, Model 1911 and UPET Series for Germanium-68/Gallium-68; International Isotopes Idaho, Inc., Model BM06E and BM06S; IPL, Model 374 Series and USM Series; Siemens Medical Solutions USA, Inc., Molecular Imaging, Model LS)

W. 5 millicuries total

W. For research and development as defined in 10 CFR 30.4, including animal studies and in-vitro studies.



**MATERIALS LICENSE
SUPPLEMENTARY SHEET**

License Number
21-11315-02

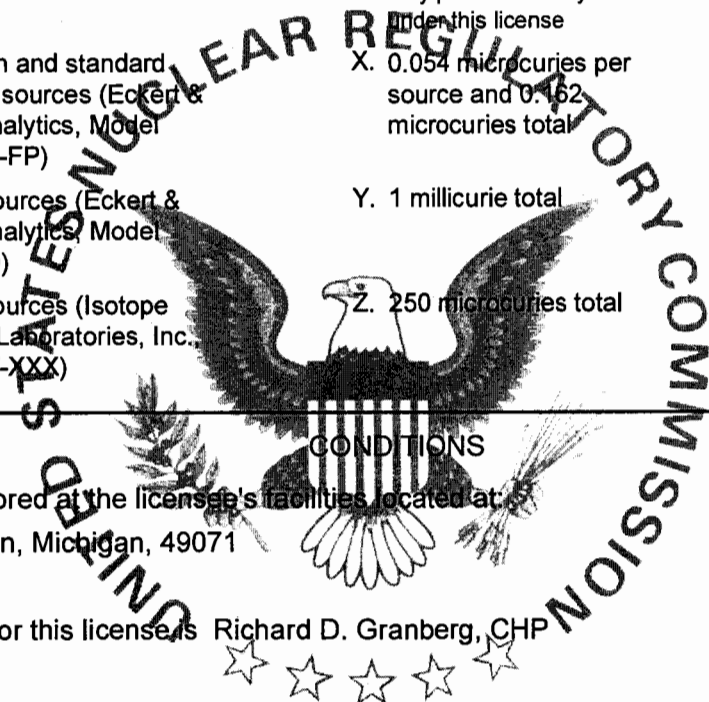
Docket or Reference Number
030-08546

Amendment No. 38

- | | | | |
|---|--|--|--|
| 6. Byproduct, source, and/or special nuclear material | 7. Chemical and/or physical form | 8. Maximum amount that licensee may possess at any one time under this license | 9. Authorized use |
| X. Americium-241 | X. Calibration and standard reference sources (Eckert & Ziegler Analytics, Model AM1-EAB-FP) | X. 0.054 microcuries per source and 0.162 microcuries total | X. For use in instrument calibration. |
| Y. Cesium-137 | Y. Sealed Sources (Eckert & Ziegler Analytics, Model GF-137-D) | Y. 1 millicurie total | Y. For use in instrument calibration. |
| Z. Cesium-137 | Z. Sealed Sources (Isotope Products Laboratories, Inc. Model RV-XXX) | Z. 250 microcuries total | Z. For use in PET scanner calibration. |

CONDITIONS

10. Licensed material may be used or stored at the licensee's facilities located at:
 1. 54943 North Main Street, Mattawan, Michigan, 49071
11. The Radiation Safety Officer (RSO) for this license is Richard D. Granberg, CHP
12. Licensed material shall only be used by, or under the supervision of, individuals designated, in writing, by the Radiation Safety Officer. The licensee shall maintain records of individuals designated as users for 3 years after the individual's last use of licensed material.
13. The licensee shall not use the licensed material in or on humans.
14. The licensee shall not use licensed material in field applications where activity is released except as provided otherwise by specific condition of this license.



**MATERIALS LICENSE
SUPPLEMENTARY SHEET**

License Number
21-11315-02

Docket or Reference Number
030-08546

Amendment No. 38

15. Experimental animals, or the products from experimental animals, that have been administered licensed material shall not be used for human consumption.
16. This license does not authorize commercial distribution of licensed material.
17. A. Sealed sources and detector cells shall be tested for leakage and/or contamination at intervals not to exceed the intervals specified in the certificate of registration issued by the U.S. Nuclear Regulatory Commission under 10 CFR 32.210 or by an Agreement State. In the absence of a registration certificate, sealed sources shall be tested for leakage and/or contamination at intervals not to exceed 6 months, or at such other intervals as specified.
- B. Notwithstanding Paragraph A of this Condition, sealed sources designed to primarily emit alpha particles shall be tested for leakage and/or contamination at intervals not to exceed 3 months.
- C. In the absence of a certificate from a transferor indicating that a leak test has been made within the intervals specified in the certificate of registration issued by the U.S. Nuclear Regulatory Commission under 10 CFR 32.210 or by an Agreement State, prior to the transfer, a sealed source received from another person shall not be put into use until tested and the test results received.
- D. Sealed sources need not be tested if they contain only hydrogen 3; or they contain only a radioactive gas; or the half-life of the isotope is 30 days or less; or they contain not more than 100 microcuries of beta- and/or gamma-emitting material or not more than 10 microcuries of alpha-emitting material.
- E. Sealed sources need not be tested if they are in storage and are not being used. However, when they are removed from storage for use or transferred to another person, and have not been tested within the required leak test interval, they shall be tested before use or transfer. No sealed source shall be stored for a period of more than 10 years without being tested for leakage and/or contamination.

**MATERIALS LICENSE
SUPPLEMENTARY SHEET**

License Number

21-11315-02

Docket or Reference Number

030-08546

Amendment No. 38

- F. The leak test shall be capable of detecting the presence of 185 becquerels (0.005 microcuries) of radioactive material on the test sample. If the test reveals the presence of 185 becquerels (0.005 microcuries) or more of removable contamination, a report shall be filed with the U.S. Nuclear Regulatory Commission in accordance with 10 CFR 30.50(c)(2), and the source shall be removed immediately from service and decontaminated, repaired, or disposed of in accordance with Commission regulations.
- G. Analysis of leak test samples and/or contamination shall be performed by persons specifically licensed by the U.S. Nuclear Regulatory Commission or an Agreement State to perform such services. The licensee is authorized to collect leak test samples but not perform the analysis.
- H. Records of leak test results shall be kept in units of becquerels (microcuries) and shall be maintained for 3 years.
18. A. Detector cells containing a titanium tritide foil or a scandium tritide foil shall only be used in conjunction with a properly operating temperature control mechanism which prevents the foil temperature from exceeding that specified by the manufacturer and approved by U.S. Nuclear Regulatory Commission.
- B. When in use, detector cells containing a titanium tritide foil shall be vented to the outside.
19. Sealed sources or detector cells containing licensed material shall not be opened or sources removed from source holders by the licensee.
20. The licensee shall conduct a physical inventory every 6 months, or at other intervals approved by the U.S. Nuclear Regulatory Commission, to account for all sealed sources and/or devices received and possessed under the license. Records of inventories shall be maintained for 3 years from the date of each inventory, and shall include the radionuclides, quantities, manufacturer's name and model numbers, and the date of the inventory.

**MATERIALS LICENSE
SUPPLEMENTARY SHEET**License Number
21-11315-02Docket or Reference Number
030-08546

Amendment No. 38

21. The licensee is authorized to hold radioactive material with a physical half-life of less than or equal to 120 days for decay-in-storage before disposal in ordinary trash provided:
- A. Before disposal as ordinary trash, the waste shall be surveyed at the container surface with the appropriate survey instrument set on its most sensitive scale and with no interposed shielding to determine that its radioactivity cannot be distinguished from background. All radiation labels shall be removed or obliterated, except for radiation labels on materials that are within containers and that will be managed as biomedical waste after they have been released from the licensee.
- B. A record of each such disposal permitted under this license condition shall be retained for 3 years. The record must include the date of disposal, the date on which the byproduct material was placed in storage, the radionuclides disposed, the survey instrument used, the background dose rate, the dose rate measured at the surface of each waste container, and the name of the individual who performed the disposal.



**MATERIALS LICENSE
SUPPLEMENTARY SHEET**

License Number

21-11315-02

Docket or Reference Number

030-08546

Amendment No. 38

22. Except as specifically provided otherwise in this license, the licensee shall conduct its program in accordance with the statements, representations, and procedures contained in the documents, including any enclosures, listed below. This license condition applies only to those procedures that are required to be submitted in accordance with the regulations. The U.S. Nuclear Regulatory Commission's regulations shall govern unless the statements, representations, and procedures in the licensee's application and correspondence are more restrictive than the regulations.

- A. Application dated December 20, 2013 (ML13360A321) excluding SDDR sheets
- B. Letter dated December 4, 2013 (ML13339A988)
- C. Letter dated January 15, 2014 (ML14027A388)
- D. Letter dated February 17, 2014 (ML14050A441)
- E. Letter dated February 21, 2014 (ML14056A230)
- F. Letter dated April 28, 2014 (ML14120A163) excluding Attachment 6, RSC Training and Experience
- G. Letter dated April 28, 2014 (ML14120A167) excluding the MediSmarts Radiation Monitoring System Operating Manual
- H. Letter dated June 16, 2014 (ML14169A270)
- I. Letter dated September 8, 2014 (ML14252A338)
- J. Letter dated September 10, 2014 (ML14267A273)
- K. Letter dated March 6, 2015 (ML15071A381)



FOR THE U.S. NUCLEAR REGULATORY COMMISSION

Date: November 16, 2016By: Cassandra F. Frazier
Region III