

October 31, 2016

Materials Licensing Branch
U.S. Nuclear Regulatory Commission, Region III
2443 Warrenville Road, Suite 210
Lisle, IL 60532-4352

Re: Amendment to Radioactive Materials License 13-35179-03 to Add Sr-83 to List of Isotopes and Ge-68 Sealed Source

Dear Mr. Null,


Zevacor respectfully requests the addition of Sr-83 to the list of isotopes and the addition of a Ge-68 sealed source on radioactive materials license 13-35179-03. Sr-83 is a byproduct material made from the production of Sr-82. The Ge-68 sealed source is needed for the calibration of instruments.

6. Byproduct, source, and/or special nuclear material	7. Chemical and/or physical form	8. Maximum amount that licensee may possess at any one time under this license	9. Authorized Use
Strontium-83	Any	35Ci	For production, possession, or handling of radiochemicals and sealed sources for transfers to persons authorized to receive the licensed material pursuant to the terms and conditions of a specific license issued by the U.S. Nuclear Regulatory Commission or an Agreement State.
Germanium-68	Sealed Source (RadQual model number BM06E-6805	0.631mCi	Calibration and checking of the licensee's instruments.

Additionally, Zevacor requests the above mentioned amendment request to be processed in 30 days.

If additional information is required, please contact me at (317) 578-1251. Thank you for your assistance in this process.

Sincerely,



John Zehner
Facility RSO
Zevacor Molecular

ORIGIN ID:MZZA (317) 578-1251
ZEVACOR MOLECULAR

14395 BERGEN BLVD.

NOBLESVILLE, IN 46060
UNITED STATES US

SHIP DATE: 02NOV16
ACTWGT: 0.50 LB
CAD: 105219914/INET3790

BILL SENDER


TO MATERIALS LICENSING BRANCH
NUCLEAR REGULATORY COMMISSION
2443 WARRENVILLE ROAD
SUITE 210
LISLE IL 60532

(317) 578-1251
INV
PO

REF

DEPT

544-22550614EB




THU - 03 NOV 3:00P
STANDARD OVERNIGHT

TRK# 7776 1457 5998
0201

NA ENLA

60532
IL-US ORD



RECEIVED NOV 03 2016

After printing this label:

1. Use the 'Print' button on this page to print your label to your laser or inkjet printer.
2. Fold the printed page along the horizontal line.
3. Place label in shipping pouch and affix it to your shipment so that the barcode portion of the label can be read and scanned.

Warning: Use only the printed original label for shipping. Using a photocopy of this label for shipping purposes is fraudulent and could result in additional billing charges, along with the cancellation of your FedEx account number. Use of this system constitutes your agreement to the service conditions in the current FedEx Service Guide, available on fedex.com. FedEx will not be responsible for any claim in excess of \$100 per package, whether the result of loss, damage, delay, non-delivery, misdelivery, or misinformation, unless you declare a higher value, pay an additional charge, document your actual loss and file a timely claim. Limitations found in the current FedEx Service Guide apply. Your right to recover from FedEx for any loss, including intrinsic value of the package, loss of sales, income, interest, profit, attorney's fees, costs, and other forms of damage whether direct, incidental, consequential, or special is limited to the greater of \$100 or the authorized declared value. Recovery cannot exceed actual documented loss. Maximum for items of extraordinary value is \$1,000, e.g. jewelry, precious metals, negotiable instruments and other items listed in our ServiceGuide. Written claims must be filed within strict time limits, see current FedEx Service Guide.