

TVA

WALL THICKNESS
PROFILE SHEET

REPORT NO:

R.P2441

PROJECT: WBN

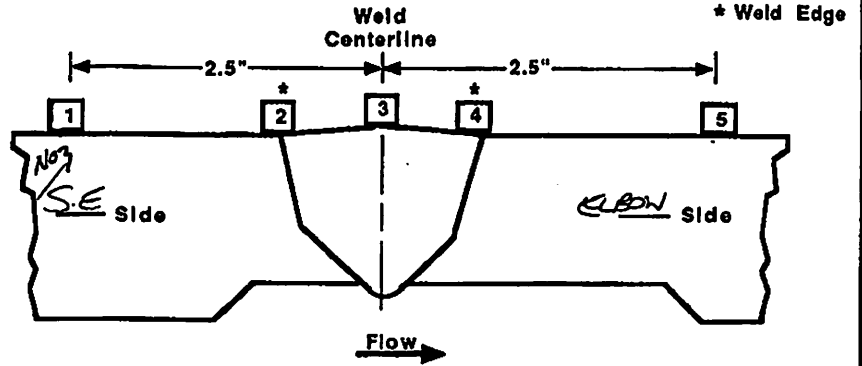
WELD NO: RCF-G2-1-SE

UNIT: 2

SYSTEM: RCS

Record Thickness Measurements As Indicated, Including Weld Width, Edge-To-Edge At 0°

| Position | 0° | 90° | 180° | 270° |
|----------|------|------|------|------|
| 1 | N/A | N/A | N/A | N/A |
| 2 | N/A | N/A | N/A | N/A |
| 3 | 2.67 | 2.40 | 2.44 | 2.46 |
| 4 | 2.37 | 2.42 | 2.42 | 2.50 |
| 5 | 2.42 | 2.57 | 2.74 | 2.63 |

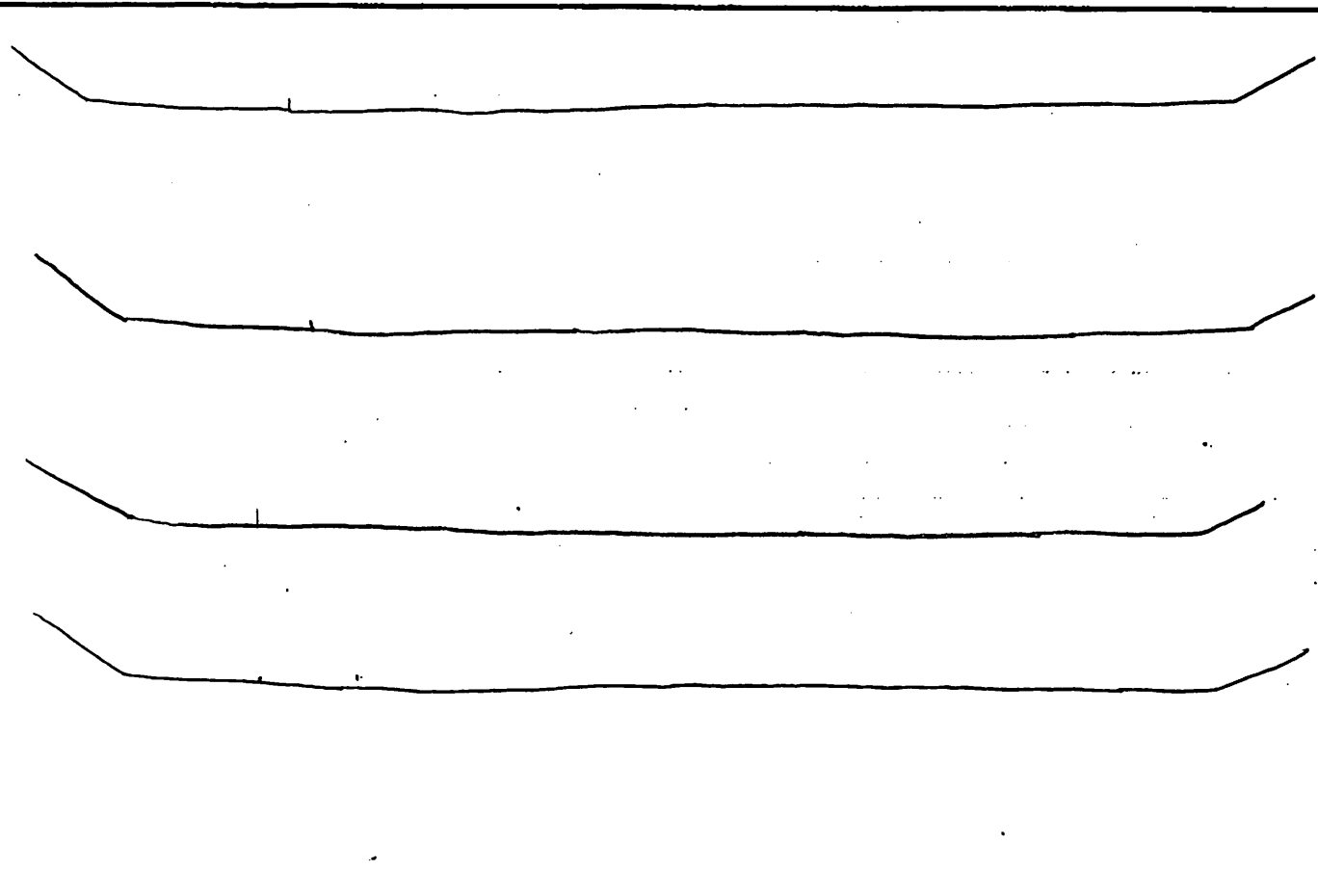


CROWN HEIGHT: FLAT

DIAMETER: 36" OD

CROWN WIDTH: 1.7"

WELD LENGTH: 113 1/2"



EXAMINER: DJ MACKEN

REVIEWED BY: [Signature]

ANII: Joe C. Hair

LEVEL: III

LEVEL: III DATE: 11-10-14

DATE: 06/12/2015

DATE: 11-4-2014

PAGE 5 OF 67

TVA

Office of Nuclear Power

PROJECT: WBN

SYSTEM: RCS

REPORT NO.:

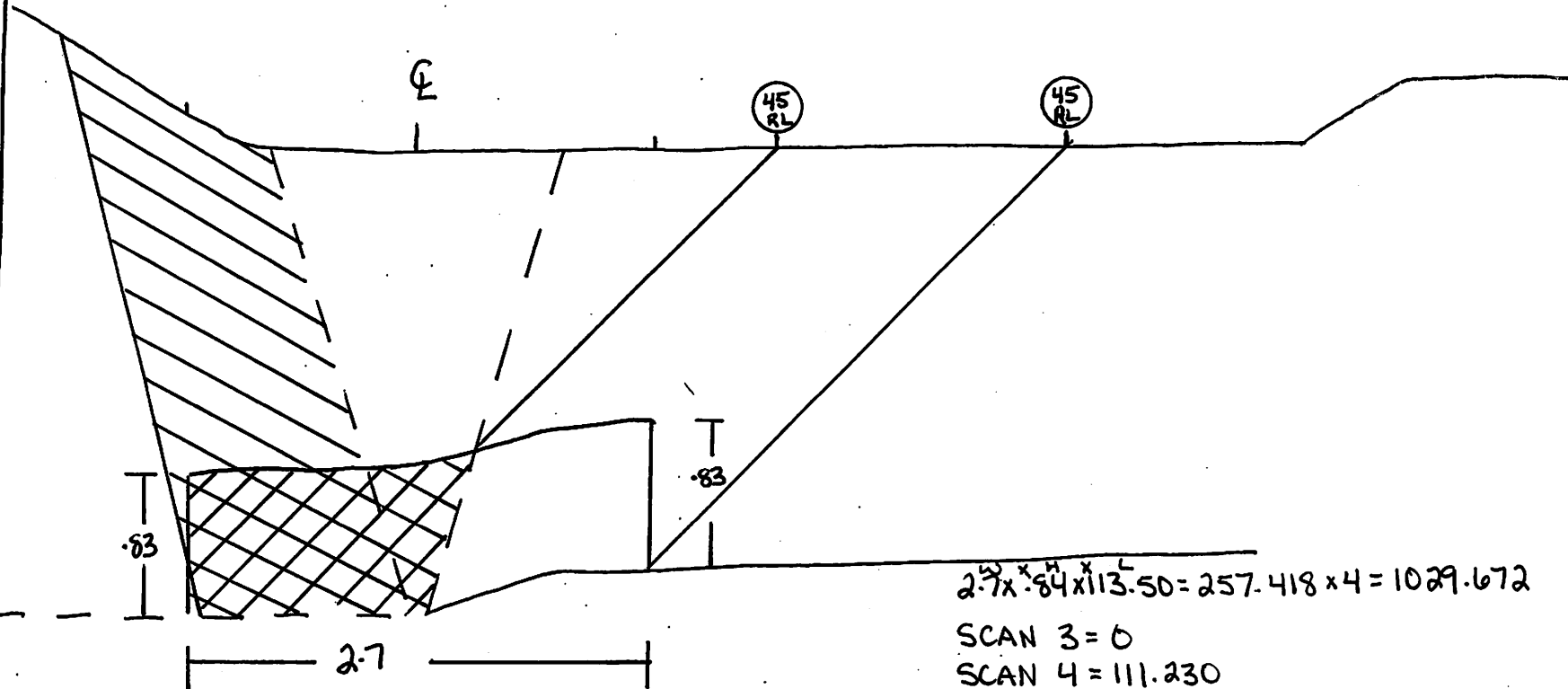
UNIT: 2

WELD NO: RCF-G2-1-SE

R. Palku

N02 / SAFE END

FLOW →



.83

2.7

.83



EXAM AREA NOT COVERED BY AXIAL SCAN

$$2.7 \times .84 \times 113.50 = 257.418 \times 4 = 1029.672$$

SCAN 3 = 0

SCAN 4 = 111.230

SCAN 5 = 105.441

SCAN 6 = 105.441

322.112

$$322.112 \div 1029.672 = .3128 = 31.28\%$$

AMT reviewed: JARC-HALL for C. Hair on 12/15/14

BY:

John Reynolds

LEVEL: II

DATE: 11-04-14

PAGE 6

OF 7

TVA

Office of Nuclear Power

PROJECT: WBN

SYSTEM: RCS

REPORT NO.:

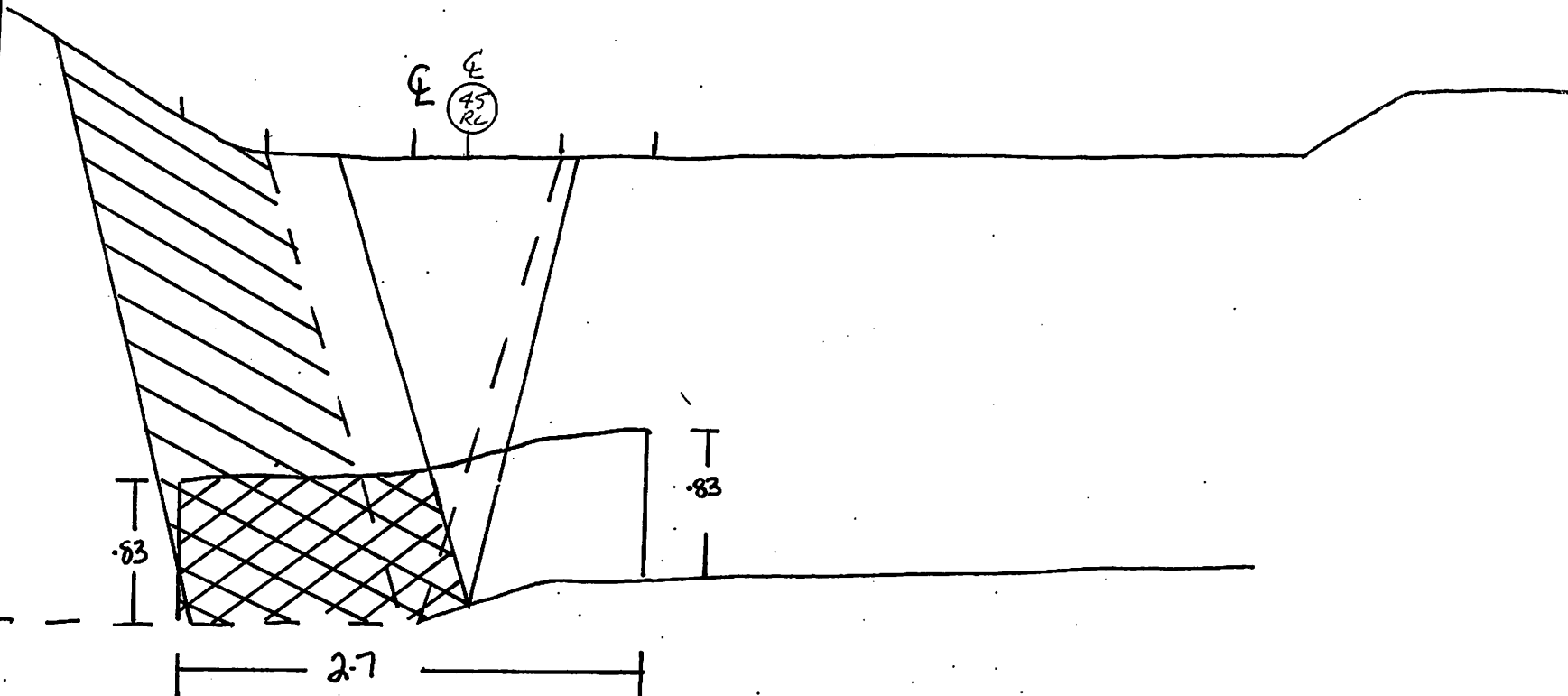
UNIT: 2

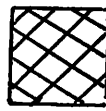
WELD NO: RCF-G2-1-SE

R.P2441

NO2 / SAFE END

FLOW →



 EXAM AREA
NOT COVERED
BY CIRC SCANS

BY: Paul Cepredo **LEVEL:** II **DATE:** 11-04-14 **PAGE** 7 **OF** 7