

TVA

**WALL THICKNESS
PROFILE SHEET**

REPORT NO:

R.D2440

PROJECT: WBN

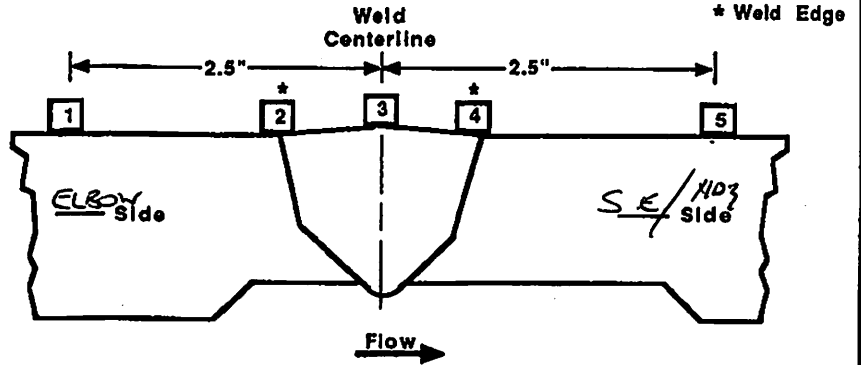
WELD NO: RCF-EI-2-SE

UNIT: 2

SYSTEM: RCS

Record Thickness Measurements As Indicated, Including Weld Width, Edge-To-Edge At 0°

Position	0°	90°	180°	270°
1	N/A	N/A	N/A	N/A
2	N/A	N/A	N/A	N/A
3	2.37	2.46	2.41	2.43
4	2.50	2.73	2.48	2.52
5	3.14	2.87	2.81	2.93

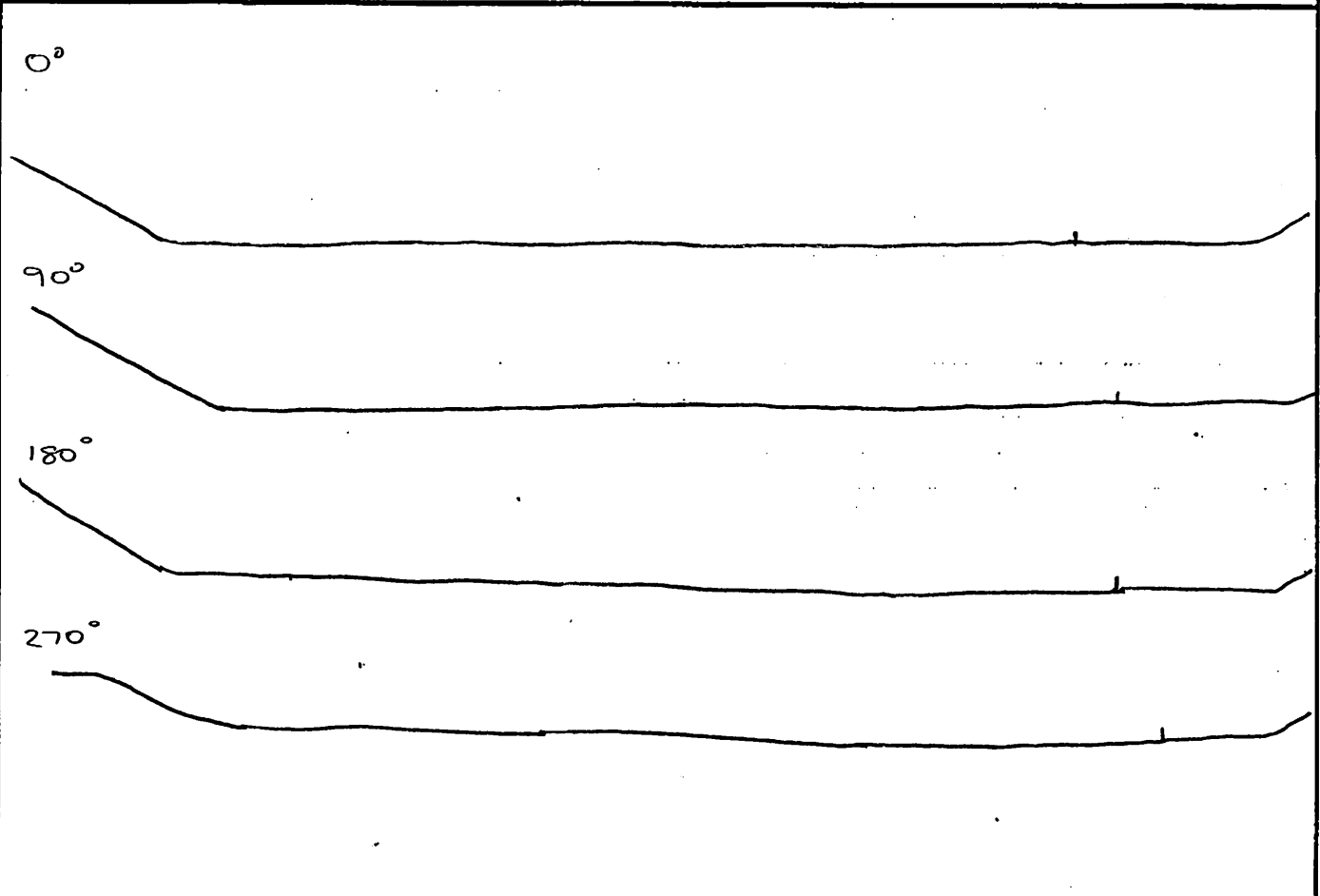


CROWN HEIGHT: FLAT

DIAMETER: 36" OD

CROWN WIDTH: 11-4-14 2.2" 1.7"

WELD LENGTH: 114 3/8"



EXAMINER: D.J. Maclean

REVIEWED BY: [Signature]

ANII: Joe E. Hair

LEVEL: III

LEVEL: III DATE: 11-10-14

DATE: 06/11/2015

DATE: 11-4-2014

PAGE: 5 OF 6 7

TVA

Office of Nuclear Power

PROJECT: WBN

SYSTEM: RCS

REPORT NO.:

UNIT: 2

WELD NO: RCF-EI-2-SE

R. P2440

TRANSDUCER/WEDGE
MAX

FLOW

45
RL

45
RL

Q


W x H x L
 $3.9 \times 85 \times 114.375 = 379.153 \times 4 = 1516.6125$
 SCAN 3 = 154.120
 SCAN 4 = 0
 SCAN 5 = 220.10
 SCAN 6 = 220.10
 594.320
 $594.320 \div 1516.6125 = .3918 = 39.18\%$

1.0

.80


COUNTER
BORE

3.9

 EXAM AREA
 NOT COVERED
 BY AXIAL SCAN

ASNT verified: See C.HAR face. 10/11/15

BY:



LEVEL: II

DATE: 01-07-15

PAGE 6

OF 7

TVA

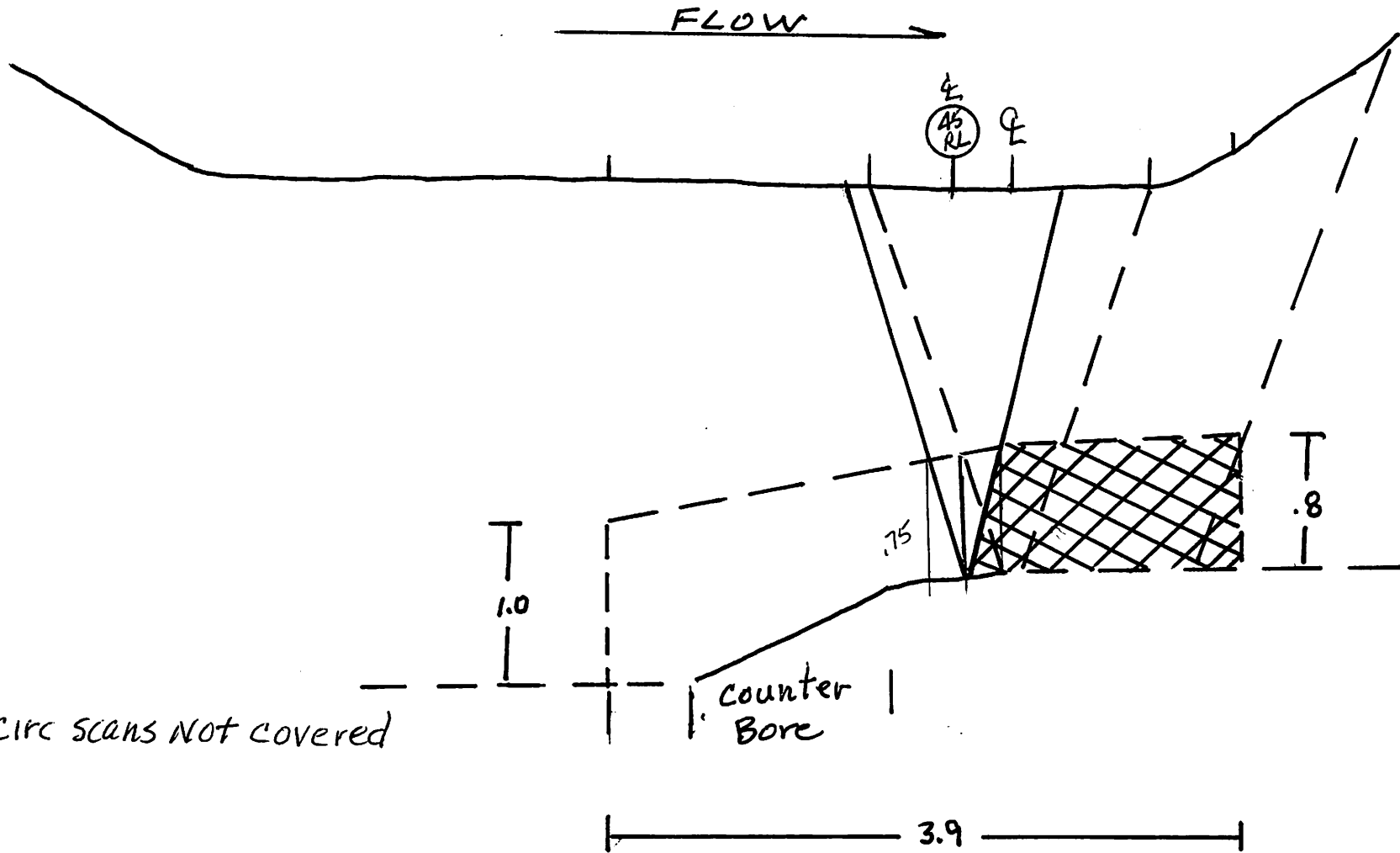
Office of Nuclear Power

PROJECT: WBN SYSTEM: RCS

REPORT NO.:

UNIT: 2 WELD NO: RCF-E1-2-SE

R. Pajudo



ANET verified: Joe C. HAIR Joe C. Hair ob/ktors

BY:

R. Pajudo

LEVEL: II

DATE: 01-07-15 PAGE 7 OF 7