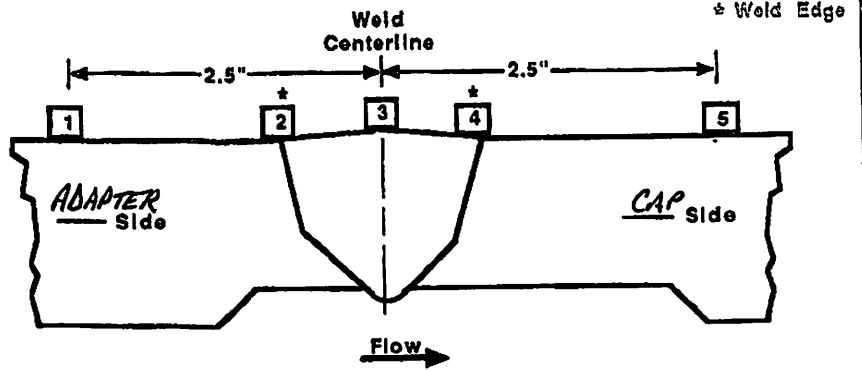


<h1>TVA</h1>	<h2>WALL THICKNESS PROFILE SHEET</h2>	REPORT NO: R-P1851
--------------	---------------------------------------	------------------------------

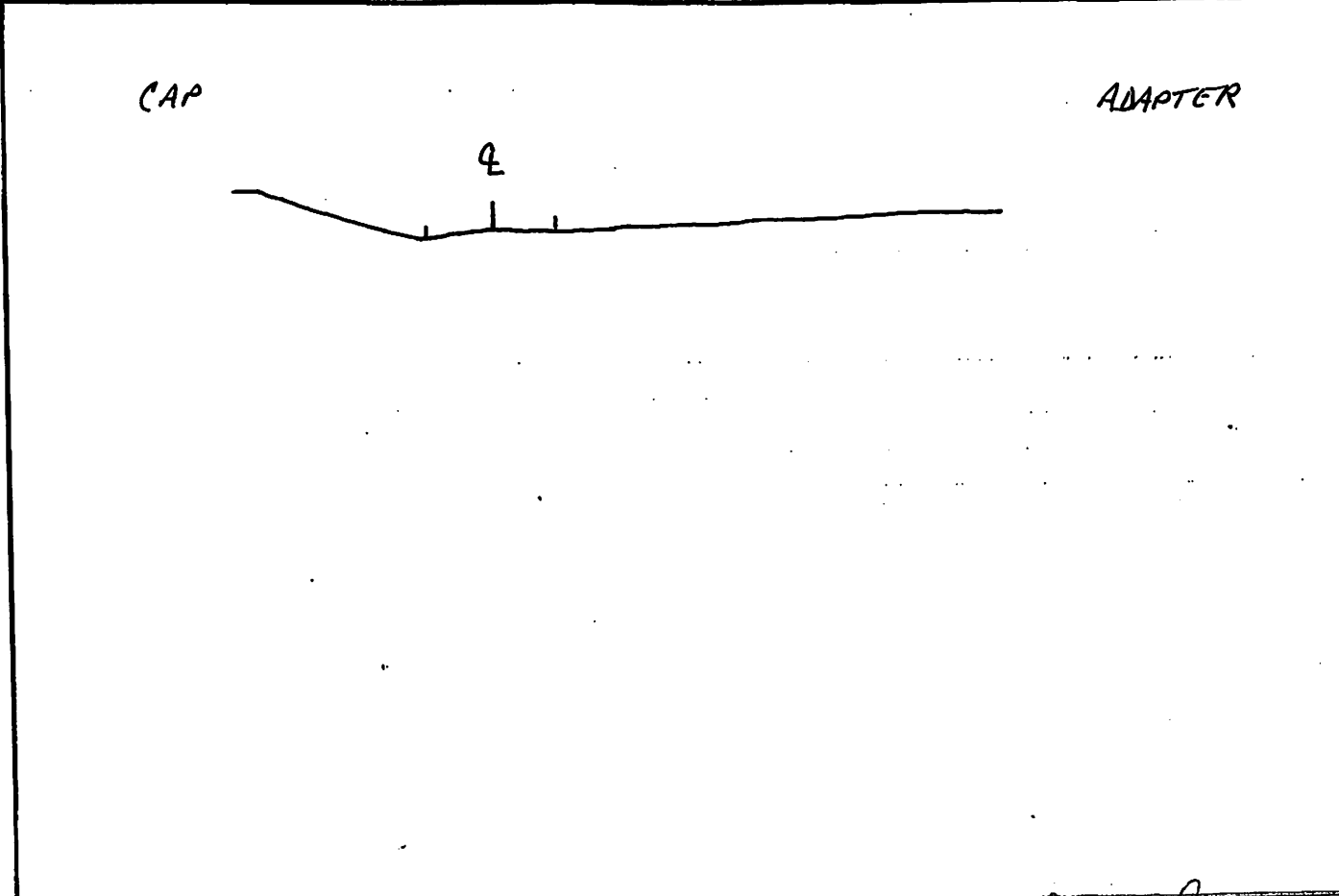
PROJECT: <u>WBN</u>	WELD NO: <u>2-085-W001-E15-1-0</u>
UNIT: <u>2</u>	SYSTEM: <u>RV</u>

Record Thickness Measurements As Indicated, Including Weld Width, Edge-To-Edge At 0°

Position	0°	90°	180°	270°
1	.65			
2	.656		N	
3	.69			
4	.70		A	
5	N/A			



CROWN HEIGHT: <u>FLUSH</u>	DIAMETER: <u>4.0</u>
CROWN WIDTH: <u>.75</u>	WELD LENGTH: <u>12.75</u>



EXAMINER: <u>Paul Clemente</u>	REVIEWED BY: <u>Debra Deery</u>	ANII: <u>Andrew Triplett</u>
LEVEL: <u>II</u>	LEVEL: <u>III</u>	DATE: <u>1-31-13</u>
DATE: <u>11-01-12</u>		PAGE: <u>5</u> OF <u>7</u>

TVA

Office of Nuclear Power

PROJECT: WBN SYSTEM: RV

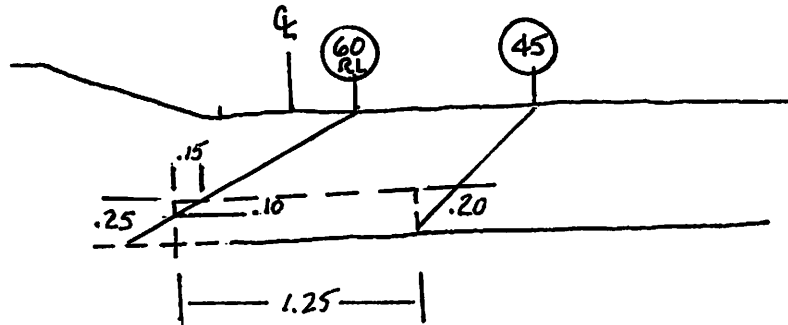
UNIT: 2 WELD NO: 2-085-W001-E15-1-0

REPORT NO.:

R-P1851

CAP

ADAPTER



Watts Bar Unit 2

**TVA Procedure N-GP-31
Attachments 3 & 4**

Measured
Fields

Calculated
Fields

Worksheet Version 1.0 dated 07/01/09

R-P1851

**WELD
NUMBER**

2-085-W001-E15-1-0

Item 1	Required examination Volume in sq. in. (width x height)	1.25	0.225	0.28125	sq. in.
Item 2	Number of scan directions			4	directions
Item 3	Total Scan volume in sq. in.			1.125	sq. in.
Item 4	Total length of weld			12.75	inches
Item 5	Total required exam volume in cubic inches			14.34375	cu. in.
Item 6	Exam volume acheived (sq. in.) in direction 1 X length of weld achieved	0.27375	12.75	3.4903125	cu. In.
Item 7	Exam volume acheived (sq. in.) in direction 2 X length of weld achieved	0	0	0	cu. In.
Item 8	Exam volume acheived (sq. in.) in direction 3 X length of weld achieved	0.28125	12.75	3.5859375	cu. In.
Item 9	Exam volume acheived (sq. in.) in direction 4 X length of weld achieved	0.28125	12.75	3.5859375	cu. In.
Item 10	Determined the acheived exam volume add 6, 7, 8 & 9			10.662188	cu. In.
Item 11	Exam volume percentage item 10/item 5 x 100			74.33	%

One sided examination due to Cap

Initials

Date

JA

11/1/2012