

TVA

# WALL THICKNESS PROFILE SHEET

REPORT NO:

R-P1843

PROJECT: WBN

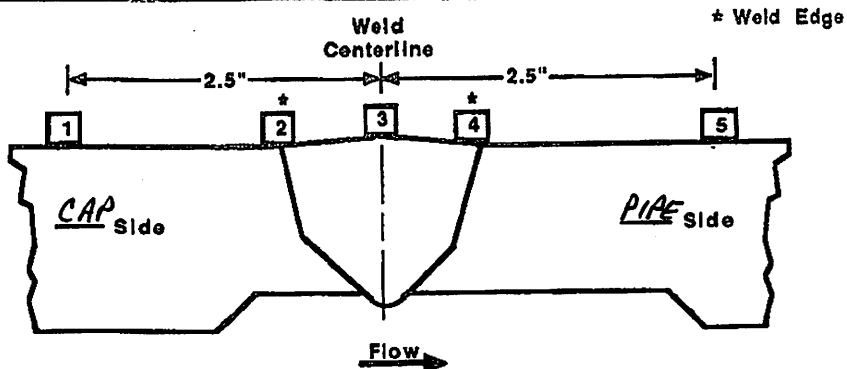
WELD NO: 2-087B-W001-03

UNIT: 2

SYSTEM: RCS

Record Thickness Measurements As Indicated, Including Weld Width, Edge-To-Edge At 0°

Position	0°	90°	180°	270°
1	.678			
2	.684			
3	.708		N	
4	.711		A	
5	N/A			



CROWN HEIGHT: FLUSH


DIAMETER: 6.0

CROWN WIDTH: .75

WELD LENGTH: 19.75

CAP

PIPE



EXAMINER: [Signature]  
 LEVEL: #  
 DATE: 10-31-12

REVIEWED BY: [Signature]  
 LEVEL: JII DATE: 1/24/13  
 MATT WELCH

ANII: [Signature]  
 Andrew Triplett  
 DATE: 1-30-13  
 PAGE 5 OF 7

TVA

Office of Nuclear Power

PROJECT: WBN

SYSTEM: RV

REPORT NO. 1

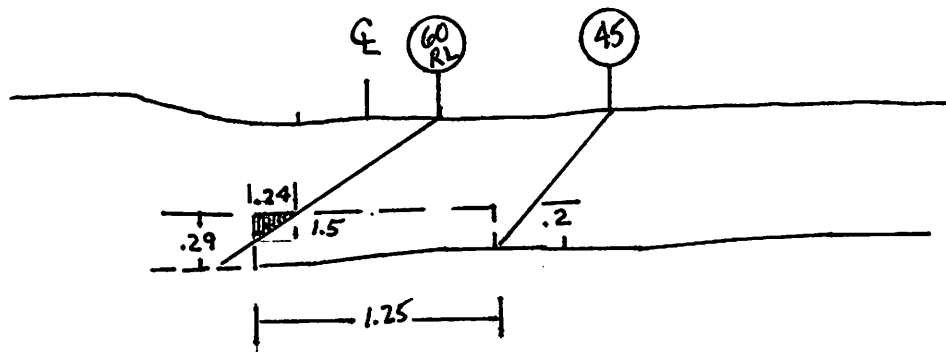
UNIT: 2

WELD NO: 2-087B-W001-03

R-P1843

CAP

PIPE



BY: me

*me*

LEVEL: JR

DATE: 10-31-12

PAGE 6 OF 7

# Watts Bar Unit 2

**TVA Procedure N-GP-31  
Attachments 3 & 4**

Measured  
Fields

Calculated  
Fields

Worksheet Version 1.0 dated 07/01/09

R- P1843

**WELD  
NUMBER**

2-087B-W001-03

Item 1	Required examination Volume in sq. in. (width x height)	1.25	0.245	0.30625	sq. in.
Item 2	Number of scan directions			4	directions
Item 3	Total Scan volume in sq. in.			1.225	sq. in.
Item 4	Total length of weld			19.75	inches
Item 5	Total required exam volume in cubic inches			24.19375	cu. in.
Item 6	Exam volume acheived (sq. in.) in direction 1 X length of weld achieved	0	0	0	cu. In.
Item 7	Exam volume acheived (sq. in.) in direction 2 X length of weld achieved	0.28826	19.75	5.693135	cu. In.
Item 8	Exam volume acheived (sq. in.) in direction 3 X length of weld achieved	0.30625	19.75	6.0484375	cu. In.
Item 9	Exam volume acheived (sq. in.) in direction 4 X length of weld achieved	0.30625	19.75	6.0484375	cu. In.
Item 10	Determined the acheived exam volume add 6, 7, 8 & 9			17.79001	cu. In.
Item 11	Exam volume percentage item 10/item 5 x 100			<b>73.53</b>	%

One sided examination due to Cap

**Initials**

**Date**

JA

10/31/2012