

TVA

WALL THICKNESS  
PROFILE SHEET

REPORT NO:

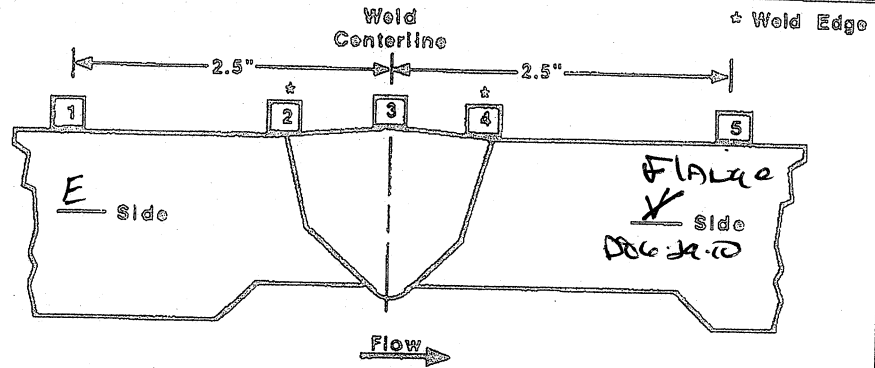
R-1163

PROJECT: WBN  
UNIT: 2

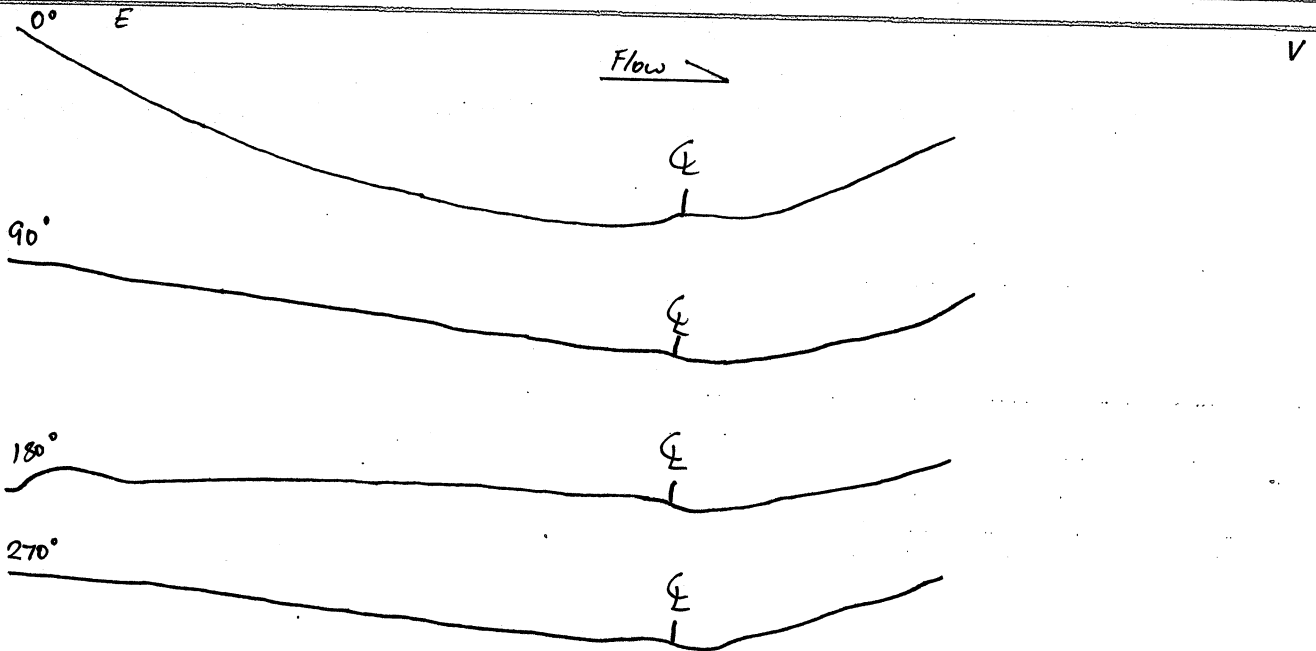
WELD NO: SIF-D120-10  
SYSTEM: SIS

Record Thickness Measurements As Indicated, Including Weld Width, Edge-To-Edge At 0°

Position	0°	90°	180°	270°
1	.466	.415	.379	.422
2	.452	.439	.367	.409
3	.358	.349	.336	.339
4	.296	.350	.309	.302
5	.537	.545	.513	.564



CROWN HEIGHT: \_\_\_\_\_ DIAMETER: 4"  
CROWN WIDTH: .4" WELD LENGTH: 14.25"



EXAMINER: Brad Langston  
LEVEL: II  
DATE: 6-17-10

REVIEWED BY: Deleene DeLoe  
LEVEL: IV DATE: 6-29-10

ANI: ML  
DATE: 7-21-10  
PAGE 5 OF 7

TVA

Office of Nuclear Power

PROJECT: WBN

SYSTEM: SIS

REPORT NO.:

UNIT: 2

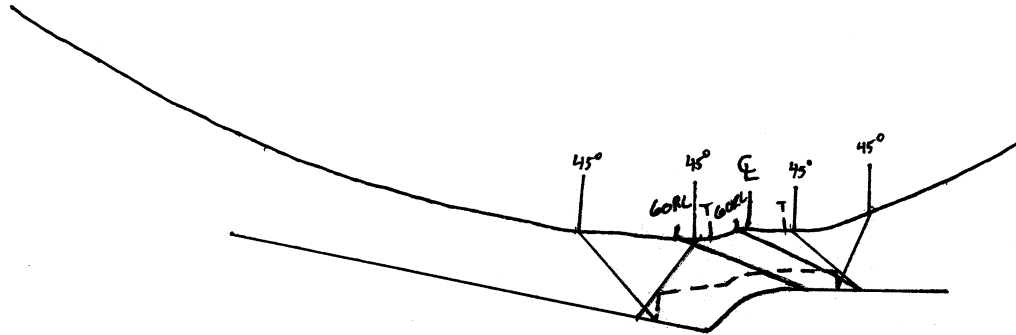
WELD NO: SIF-D120-10

R.P 1163

Elbow

Flow  $\rightarrow$

Flange  
Valve  
DS-6-20-10



BY: Brad' mgstal

LEVEL: #

DATE: 6-17-10

PAGE 6 OF 7

# Watts Bar Unit 2

R-P1163

TVA Procedure N-GP-31

Attachments 3 & 4

Worksheet Version 2.0 dated 10/21/09

Measured Fields	Calculated Fields
--------------------	----------------------

**WELD  
NUMBER**

SIF-D120-10

Item 1	Required examination Volume in sq. in. <b>(width x height)</b>	1	0.2	0.2	sq. in.
Item 2	Number of <b>scan directions</b>	4 directions			
Item 3	Total Scan <b>volume</b> in sq. in.	0.8 sq. in.			
Item 4	Total <b>length</b> of weld	14.25 inches			
Item 5	Total required <b>exam volume</b> in cubic inches	11.4 cu. in.			
Item 6	<b>Exam volume acheived</b> (sq. in.) in direction 1 X <b>length of weld achieved</b>	0.2	14.25	2.85	cu. In.
Item 7	<b>Exam volume acheived</b> (sq. in.) in direction 2 X <b>length of weld achieved</b>		14.25	0	cu. In.
Item 8	<b>Exam volume acheived</b> (sq. in.) in direction 3 X <b>length of weld achieved</b>	0.2	14.25	2.85	cu. In.
Item 9	<b>Exam volume acheived</b> (sq. in.) in direction 4 X <b>length of weld achieved</b>	0.2	14.25	2.85	cu. In.
Item 10	Determined the <b>acheived exam volume</b> add 6, 7, 8 & 9	8.55 cu. In.			
Item 11	<b>Exam volume percentage</b> item 10/item 5 x 100	75.00 %			

Scan 4 not examined  
Due to Elbow to Flange configuration  
Exam was single sided                      2mhz  
RL 60 was used  
Per Procedure UT-64 Rev11

<b>Initials</b> BAL
<b>Date</b> 06/25/2010