

TVA

**WALL THICKNESS
PROFILE SHEET**

REPORT NO:

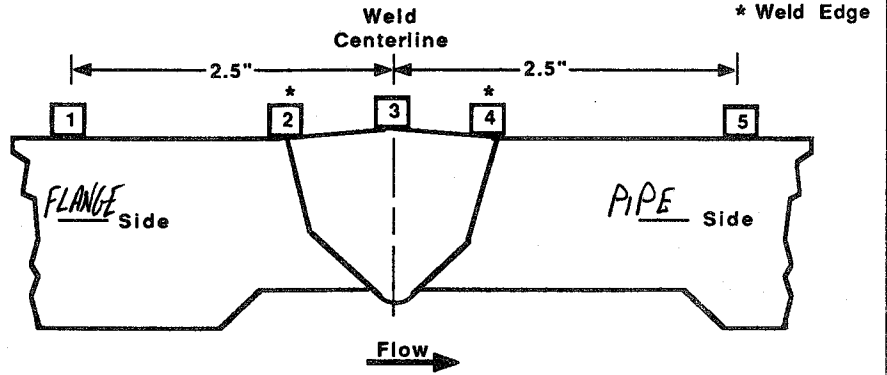
R. D. 1117

PROJECT: WBN
UNIT: 2

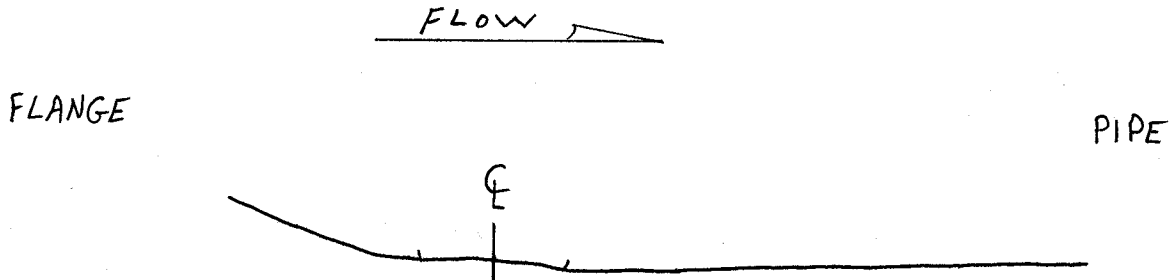
WELD NO: SIF-B-T090-07
SYSTEM: SIS

Record Thickness Measurements As Indicated, Including Weld Width, Edge-To-Edge At 0°

Position	0°	90°	180°	270°
1				
2	.43	.43	.42	.43
3	.41	.40	.40	.41
4	.34	.33	.33	.34
5	.34	.33	.34	.34



CROWN HEIGHT: .05" DIAMETER: 2.0"
CROWN WIDTH: .75" WELD LENGTH: 7.75"



NO #1 READINGS DUE TO FLANGE

EXAMINER: *Jason Polisenky* JASON POLISENSKY
LEVEL: II
DATE: 06/02/10

REVIEWED BY: *Debra Dwyer*
LEVEL: IV DATE: 6-2-10

ANII: *MD*
DATE: 7-19-10
PAGE 4 OF 6

TVA

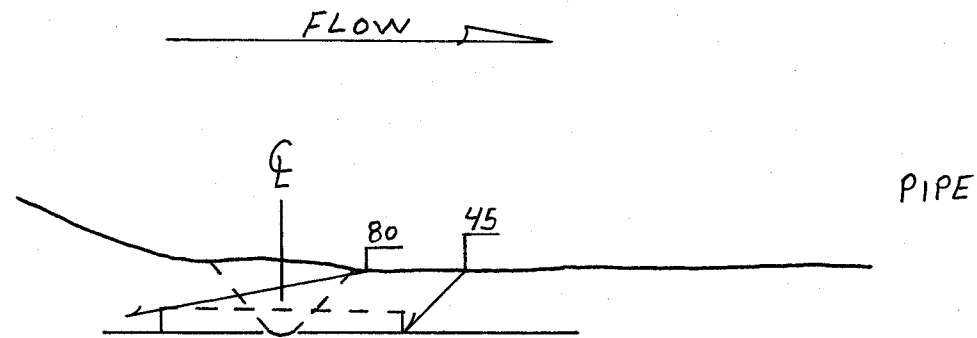
Office of Nuclear Power

PROJECT: WBN SYSTEM: SIS

UNIT: 2 WELD NO: SIF-B-T090-07

REPORT NO.:

R. P 1117



$$\frac{\text{ID } 1.66''}{\text{OD } 2.46} = .67 \text{ RATIO} = 47.9^\circ \text{ MAX CIRC ANGLE}$$

EXAMINATION PERFORMED TO QUALIFIED SECTOR SCAN ANGLES OF 35° TO 80° AX & CIRC 35° TO 70°

BY: Jason Polisenky JASON POLISENSKY LEVEL: II DATE: 06/02/10 PAGE 5 OF 6

Watts Bar Unit 2

R-P1117

TVA Procedure N-GP-31
Attachments 3 & 4

Measured Fields	Calculated Fields
-----------------	-------------------

Worksheet Version 1.0 dated 07/01/09

WELD NUMBER

SIF-B-T090-07

Item 1	Required examination Volume in sq. in. (width x height)	1.25	0.11	0.1375	sq. in.
Item 2	Number of scan directions			4	directions
Item 3	Total Scan volume in sq. in.			0.55	sq. in.
Item 4	Total length of weld			7.75	inches
Item 5	Total required exam volume in cubic inches			4.2625	cu. in.
Item 6	Exam volume acheived (sq. in.) in direction 1 X length of weld achieved	0.1375	7.75	1.065625	cu. In.
Item 7	Exam volume acheived (sq. in.) in direction 2 X length of weld achieved	0.1375	7.75	1.065625	cu. In.
Item 8	Exam volume acheived (sq. in.) in direction 3 X length of weld achieved	0.1375	7.75	1.065625	cu. In.
Item 9	Exam volume acheived (sq. in.) in direction 4 X length of weld achieved	0	7.75	0	cu. In.
Item 10	Determined the acheived exam volume add 6, 7, 8 & 9			3.196875	cu. In.
Item 11	Exam volume percentage item 10/item 5 x 100			75.00	%

No Scan #3, limitation due to flange

Initials

JAP

Date

06/02/2010

0.18

Page 6 of 8