

TVA

WALL THICKNESS  
PROFILE SHEET

REPORT NO:

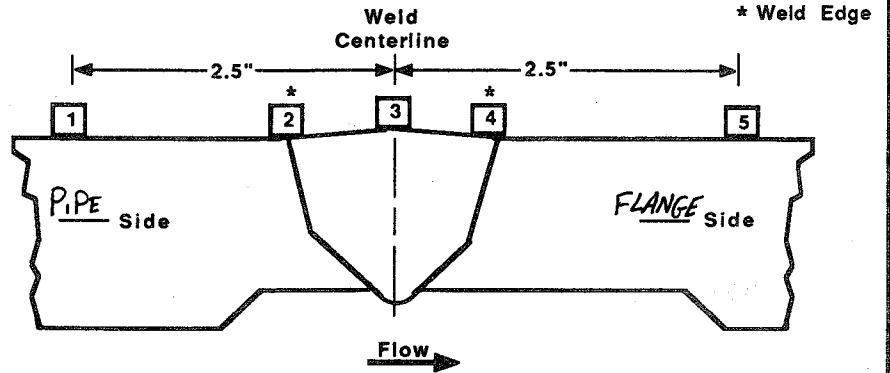
R. PILLB

PROJECT: WBN  
UNIT: 2

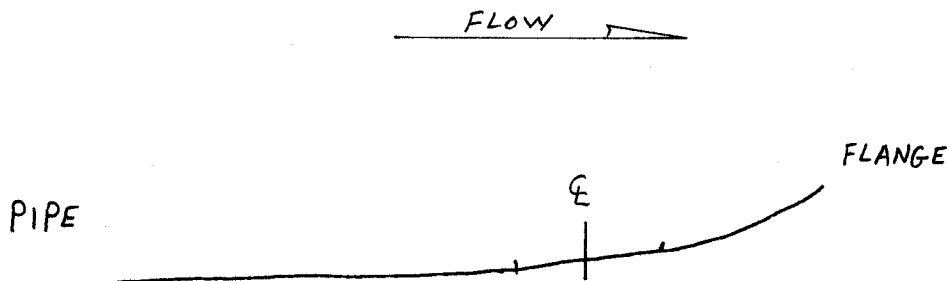
WELD NO: SIF-B-T090-06  
SYSTEM: SIS

Record Thickness Measurements As Indicated, Including Weld Width, Edge-To-Edge At 0°

Position	0°	90°	180°	270°
1	.35	.35	.34	.34
2	.35	.35	.34	.34
3	.40	.42	.40	.40
4	.43	.42	.41	.43
5				



CROWN HEIGHT: .05" DIAMETER: 2.0"  
CROWN WIDTH: .75" WELD LENGTH: 7.75"



NO # 5 READINGS DUE TO FLANGE

EXAMINER: JASON POLISENSKY  
LEVEL: II  
DATE: 06/02/10

REVIEWED BY: [Signature]  
LEVEL: III DATE: 6-15-10

ANII: [Signature]  
DATE: 7-16-10  
PAGE 4 OF 6

TVA

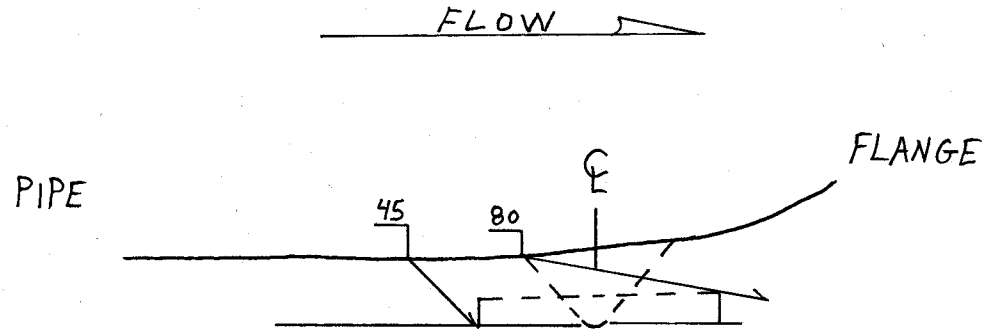
Office of Nuclear Power

PROJECT: WBN SYSTEM: SIS

UNIT: 2 WELD NO: SIF-B-T090-06

REPORT NO.:

R. P1116



$$\frac{ID\ 1.66''}{OD\ 2.46''} = .67\text{RATIO} = 47.9^\circ\text{ MAX CIRC ANGLE}$$

EXAMINATION PERFORMED TO QUALIFIED SECTOR SCAN ANGLES OF 35° TO 80° AX & CIRC 35° TO 70°

BY: Jason Polisenky JASON POLISENSKY LEVEL: II DATE: 06/02/10 PAGE 5 OF 6

# Watts Bar Unit 2

TVA Procedure N-GP-31  
Attachments 3 & 4

Measured Fields	Calculated Fields
-----------------	-------------------

Worksheet Version 1.0 dated 07/01/09

**WELD NUMBER**

SIF-B-T090-06

Item 1	Required examination Volume in sq. in. (width x height)	1.25	0.11	0.1375	sq. in.
Item 2	Number of scan directions			4	directions
Item 3	Total Scan volume in sq. in.			0.55	sq. in.
Item 4	Total length of weld			7.75	inches
Item 5	Total required exam volume in cubic inches			4.2625	cu. in.
Item 6	Exam volume acheived (sq. in.) in direction 1 X length of weld achieved	0.1375	7.75	1.065625	cu. In.
Item 7	Exam volume acheived (sq. in.) in direction 2 X length of weld achieved	0.1375	7.75	1.065625	cu. In.
Item 8	Exam volume acheived (sq. in.) in direction 3 X length of weld achieved	0.1375	7.75	1.065625	cu. In.
Item 9	Exam volume acheived (sq. in.) in direction 4 X length of weld achieved	0	7.75	0	cu. In.
Item 10	Determined the acheived exam volume add 6, 7, 8 & 9			3.196875	cu. In.
Item 11	Exam volume percentage item 10/item 5 x 100			75.00	%

No Scan #4, limitation due to flange

Initials  
JAP

Date  
06/02/2010