

TVA

WALL THICKNESS
PROFILE SHEET

REPORT NO:

R-P0650

PROJECT: WATTS BAR NUCLEAR

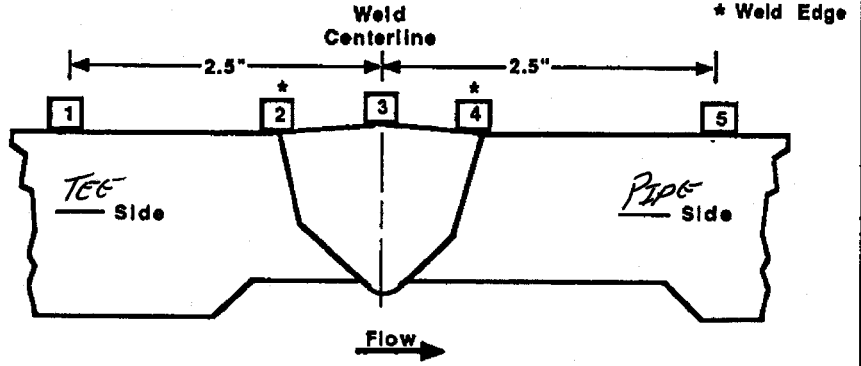
WELD NO: SIF-B-7077-01

UNIT: 2

SYSTEM: SIS

Record Thickness Measurements As Indicated, Including Weld Width, Edge-To-Edge At 0°

Position	0°	90°	180°	270°
1	N/A			
2	N/A			
3	.30			
4	.28			
5	.28			




CROWN HEIGHT: FLUSH DIAMETER: 1.50

CROWN WIDTH: .40 WELD LENGTH: 6.0

TEE SIDE
(BRANCH)

FLOW →

PIPE SIDE



EXAMINER: Jason Pol-Sensky JASON POL-SENSKY
 LEVEL: II
 DATE: 07/09/09

REVIEWED BY: David D...
 LEVEL: III DATE: 7.14.09

ANII: [Signature]
 DATE: 7/29/09
 PAGE 4 OF 5

TVA

Office of Nuclear Power

PROJECT: WATTS BAR NUCLEAR SYSTEM: SIS

UNIT: 2 WELD NO: SIF-B-T077-01

REPORT NO.:

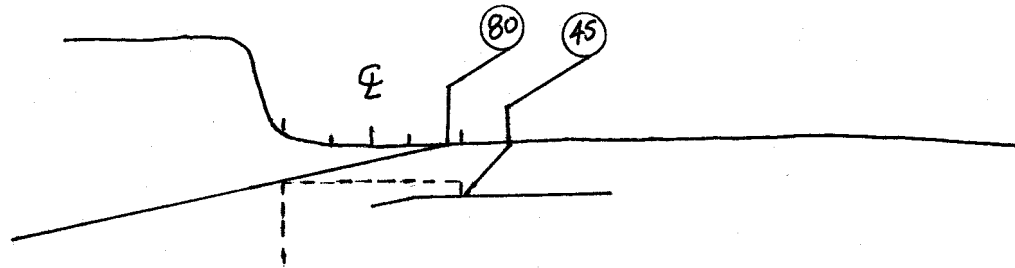
R-P0650

FLOW \rightarrow

TEE SIDE
(BRANCH)

PIPE SIDE

0°



BY: Jason Polinsky JASON POLISENSKY LEVEL: II DATE: 07/09/09 PAGE 5 OF 5

R-P0650

Watts Bar Unit 2

TVA Procedure N-GP-31
Attachments 3 & 4

Measured Fields	Calculated Fields
-----------------	-------------------

Worksheet Version 1.0 dated 07/01/09

WELD NUMBER

SIF-B-T077-01

Item 1	Required examination Volume in sq. in. (width x height)	0.9	0.1	0.09	sq. in.
Item 2	Number of scan directions			4	directions
Item 3	Total Scan volume in sq. in.			0.36	sq. in.
Item 4	Total length of weld			6	inches
Item 5	Total required exam volume in cubic inches			2.16	cu. in.
Item 6	Exam volume acheived (sq. in.) in direction 1 X length of weld achieved	0.09	6	0.54	cu. In.
Item 7	Exam volume acheived (sq. in.) in direction 2 X length of weld achieved	0	6	0	cu. In.
Item 8	Exam volume acheived (sq. in.) in direction 3 X length of weld achieved	0.09	6	0.54	cu. In.
Item 9	Exam volume acheived (sq. in.) in direction 4 X length of weld achieved	0.09	6	0.54	cu. In.
Item 10	Determined the acheived exam volume add 6, 7, 8 & 9			1.62	cu. In.
Item 11	Exam volume percentage item 10/item 5 x 100			75.00	%

Comments SINGLE SIDED DUE TO BRANCH CONNECTION

SCANNED ACCROSS ACROSS WELD

Initials *Jaf*

Date 07/09/09

INFORMATION ONLY