

TVA

**WALL THICKNESS
PROFILE SHEET**

REPORT NO:

R. P. 0405

PROJECT: WATS BAR NUCLEAR

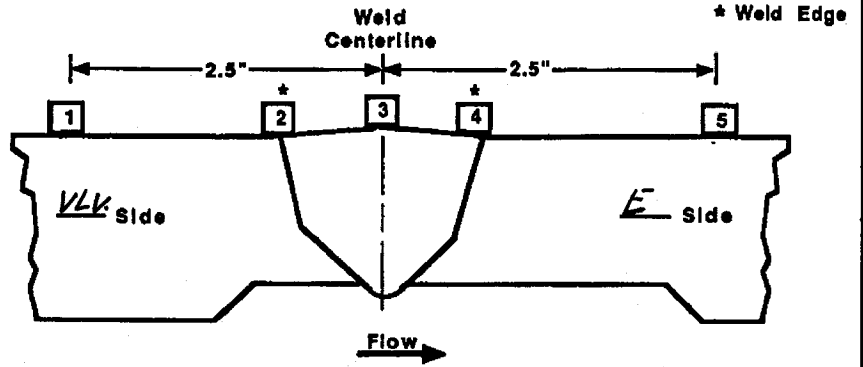
WELD NO: SIF-D199-07

UNIT: 2

SYSTEM: SIS

Record Thickness Measurements As Indicated, Including Weld Width, Edge-To-Edge At 0°

Position	0°	90°	180°	270°
1	N/A	N/A	N/A	N/A
2	1.059	1.173	1.174	1.172
3	.875	.955	1.017	1.087
4	.869	.999	.860	.844
5	.751	.841	.876	.767



CROWN HEIGHT: FLUSH

DIAMETER: 6.0

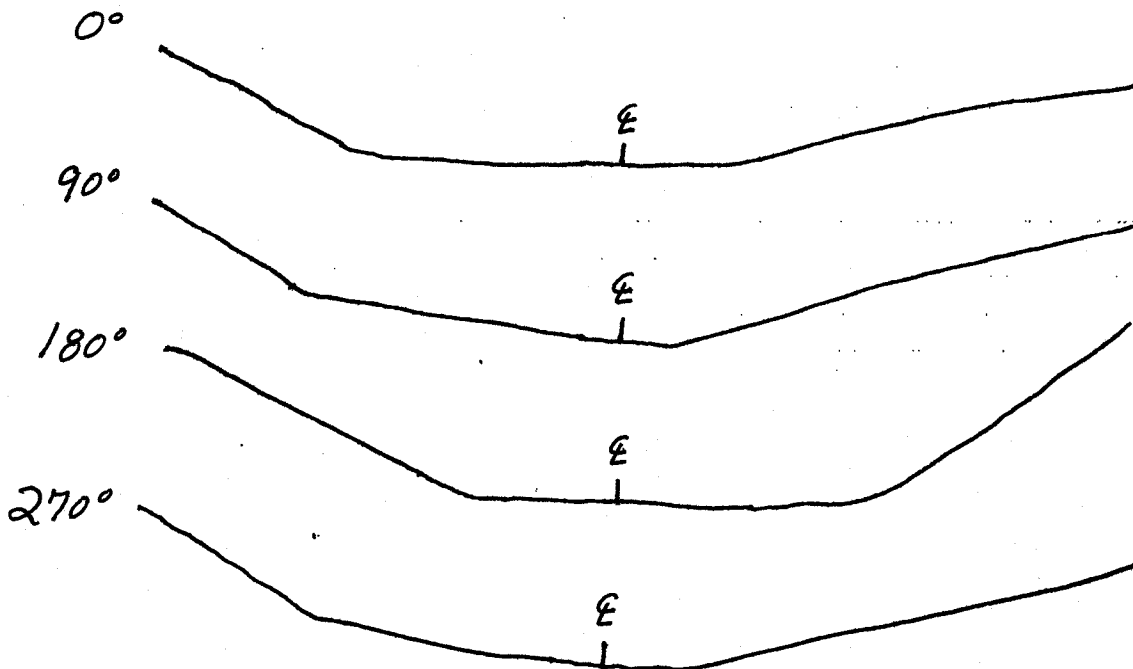
CROWN WIDTH: 1.250

WELD LENGTH: 21.50

VALVE

FLOW →

ELBOW



EXAMINER:

Paul [Signature]

REVIEWED BY:

Debra [Signature]

ANII:

[Signature]

LEVEL:

II

LEVEL:

III

DATE:

6/15/09

DATE:

05-27-09

PAGE

5

OF

6

TVA

Office of Nuclear Power

PROJECT: WATTS BAR NUCLEAR SYSTEM: SIS

UNIT: 2 WELD NO: SIFD199-07

REPORT NO.:

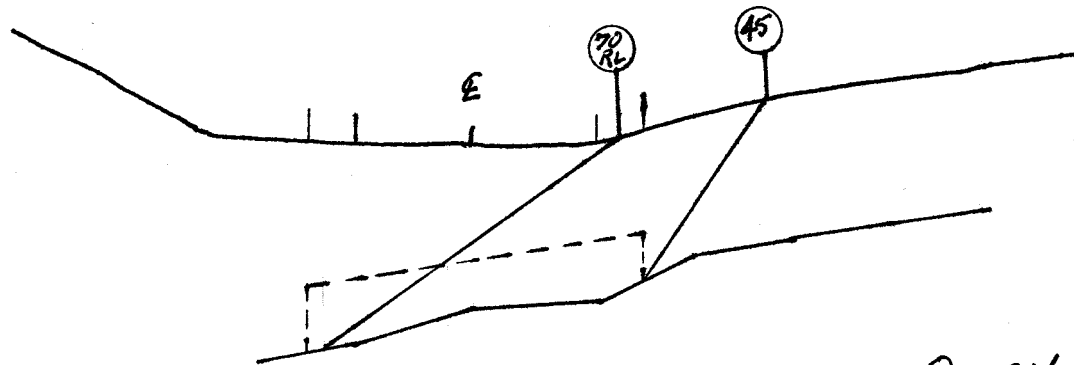
R.P0405

FLOW →

VALVE

ELBOW

0°



One sided Examination
Due to Taper of Valve.

BY: Jose Alejandro [Signature] LEVEL: II DATE: 05-27-09 PAGE 6 OF 6

TVA Procedure
N-GP-31

Weld # SIF-D199-07

Attachment 3

Item 1	Required examination Volume in sq. in. (width x height)	1.75	0.35	0.6125
Item 2	Number of scan directions	4		
Item 3	Total Scan volume in sq. in.	2.45		
Item 4	Total length of weld	21.5		
Item 5	Total required exam volume in cubic inches	52.675		
Item 6	Exam volume achieved (sq. in.) in direction 1 X length of weld achieved	0.6125	0	0
Item 7	Exam volume achieved (sq. in.) in direction 2 X length of weld achieved	0.49875	21.5	10.723125
Item 8	Exam volume achieved (sq. in.) in direction 3 X length of weld achieved	0.6125	21.5	13.16875
Item 9	Exam volume achieved (sq. in.) in direction 4 X length of weld achieved	0.6125	21.5	13.16875
Item 10	Determined the achieved exam volume add 6, 7, 8 & 9	37.060625		
Item 11	Exam volume percentage item 10/item 5 x 100	70.357143		

Limitation:
One sided examination
due to valve geometry

JH
06-01-09

INFORMATION ONLY