

TVA

WALL THICKNESS PROFILE SHEET

REPORT NO:

R-P0382

PROJECT: WATTS BAR NUCLEAR

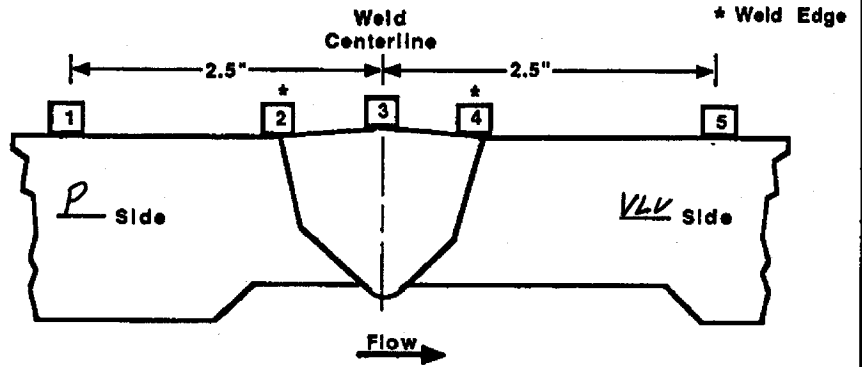
WELD NO: SIF-D199-10

UNIT: 2

SYSTEM: SIS

Record Thickness Measurements As Indicated, Including Weld Width, Edge-To-Edge At 0°

Position	0°	90°	180°	270°
1	1.020	1.019	1.013	1.017
2	1.017	1.047	1.026	1.027
3	1.301	1.142	1.123	1.074
4	1.330	1.028	1.175	1.246
5	N/A	N/A	N/A	N/A



CROWN HEIGHT: FLUSH

DIAMETER: 10.0

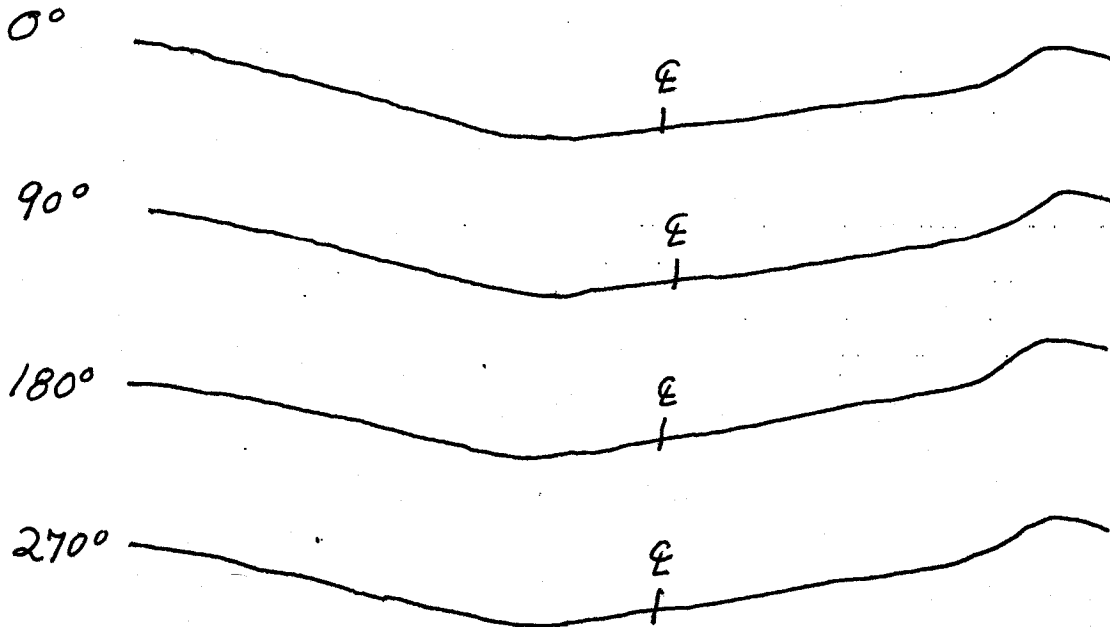
CROWN WIDTH: 1.0

WELD LENGTH: 35.50

PIPE

FLOW →

VALVE



EXAMINER:

Paul Caputo

REVIEWED BY:

David Duley

ANII:

Q

LEVEL:

II

LEVEL:

III

DATE:

5-22-09

DATE:

6/10/09

DATE:

05-21-09

PAGE

5

OF

6

TVA

Office of Nuclear Power

PROJECT: WATTS BAR NUCLEAR SYSTEM: SIS

UNIT: 2 WELD NO: SIF-D199-10

REPORT NO.:

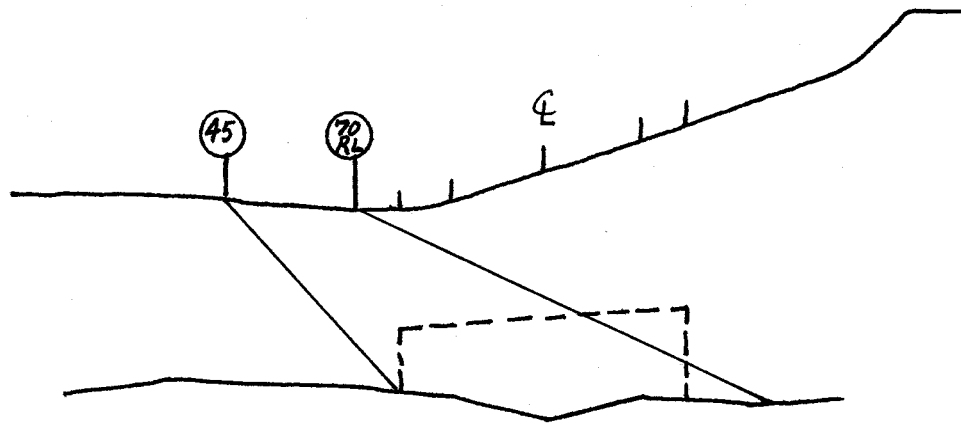
R. P0382

PIPE

VALVE

FLOW →

0°



Plot shown represents primary angle of 45°, phased array angles used 25°-70°, RL angles used 40°-70°

BY: Jose Alejandro [Signature] LEVEL: II DATE: 5-21-09 PAGE 6 OF 6

Weld # SIF-D199-10

Attachment 3

Item 1	Required examination Volume in sq. in. (width x height)	1.5	0.49	0.735
Item 2	Number of scan directions			4
Item 3	Total Scan volume in sq. in.			2.94
Item 4	Total length of weld			35.5
Item 5	Total required exam volume in cubic inches			104.37
Item 6	Exam volume achieved (sq. in.) in direction 1 X length of weld achieved	0.665	35.5	23.6
Item 7	Exam volume achieved (sq. in.) in direction 2 X length of weld achieved	0	35.5	0
Item 8	Exam volume achieved (sq. in.) in direction 3 X length of weld achieved	0.735	35.5	26.0925
Item 9	Exam volume achieved (sq. in.) in direction 4 X length of weld achieved	0.735	35.5	26.0925
Item 10	Determined the achivied exam volume add 6, 7, 8 & 9			75.785
Item 11	Exam volume percentage item 10/item 5 x 100			72.61186

INFORMATION ONLY

one sided due to valves

5.27-09

Jose Min II