

TVA

WALL THICKNESS
PROFILE SHEET

REPORT NO:

R. P0306

PROJECT: WATS BAR NUCLEAR

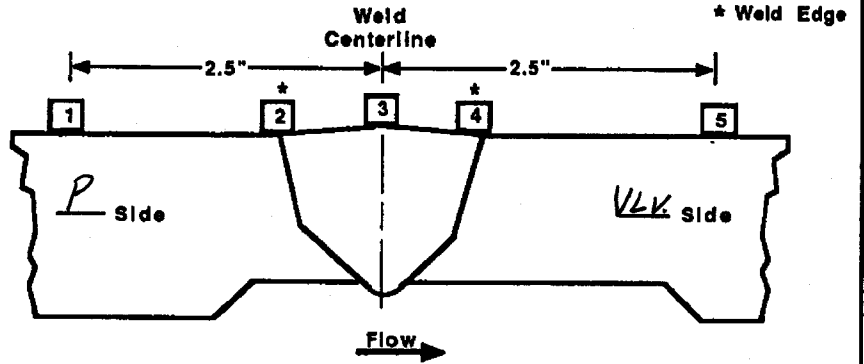
WELD NO: SIF-D197-08

UNIT: 2

SYSTEM: SIS

Record Thickness Measurements As Indicated, Including Weld Width, Edge-To-Edge At 0°

Position	0°	90°	180°	270°
1	.990	1.028	1.025	1.000
2	1.142	1.064	1.000	.943
3	1.215	1.150	1.160	1.150
4	1.479	1.290	1.401	1.204
5	N/A	N/A	N/A	N/A



CROWN HEIGHT: FLUSH

DIAMETER: 10.0

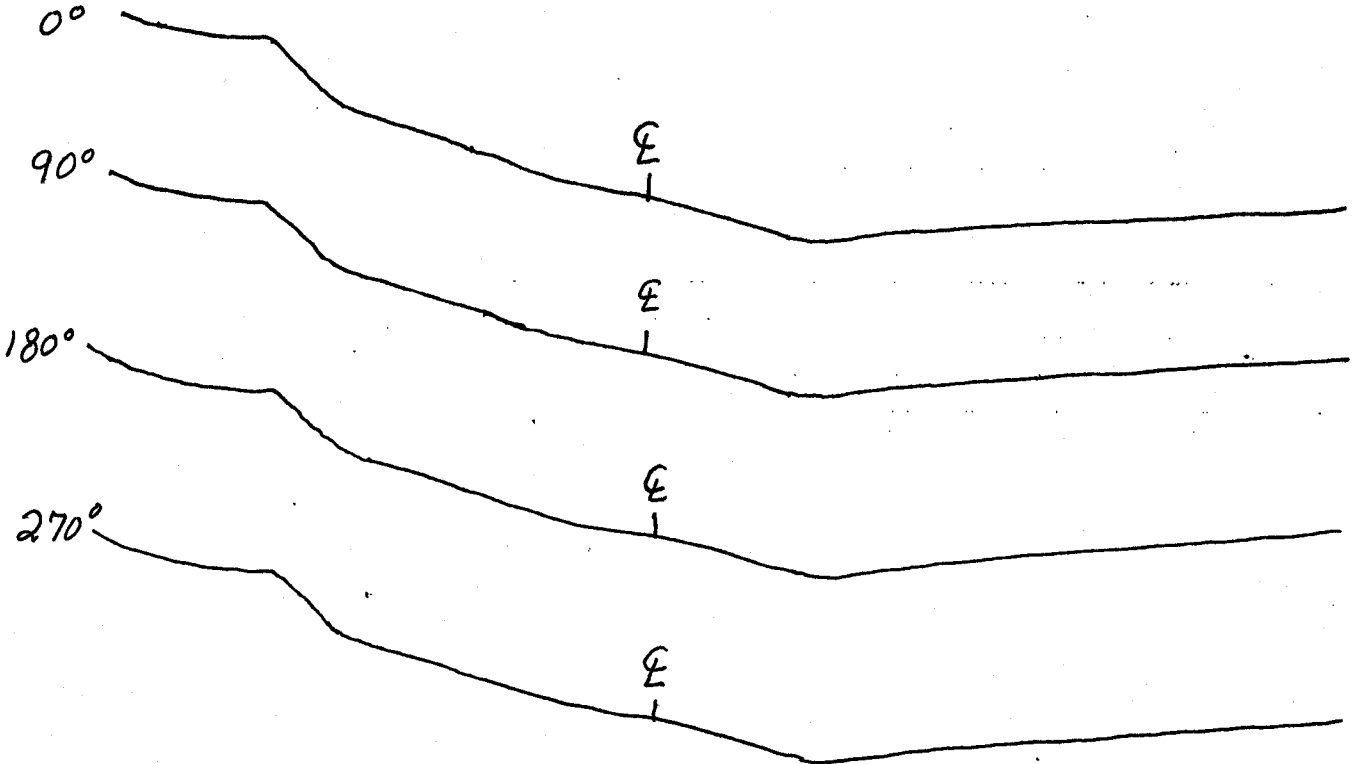
CROWN WIDTH: 1.0

WELD LENGTH: 35.750

VALVE

FLOW

PIPE



EXAMINER:

John Reynolds
II

REVIEWED BY:

David Anderson

ANII:

D

LEVEL:

II

LEVEL:

III

DATE:

5-11-09

DATE:

5/13/09

DATE:

04-28-09

PAGE

5 OF 6

TVA

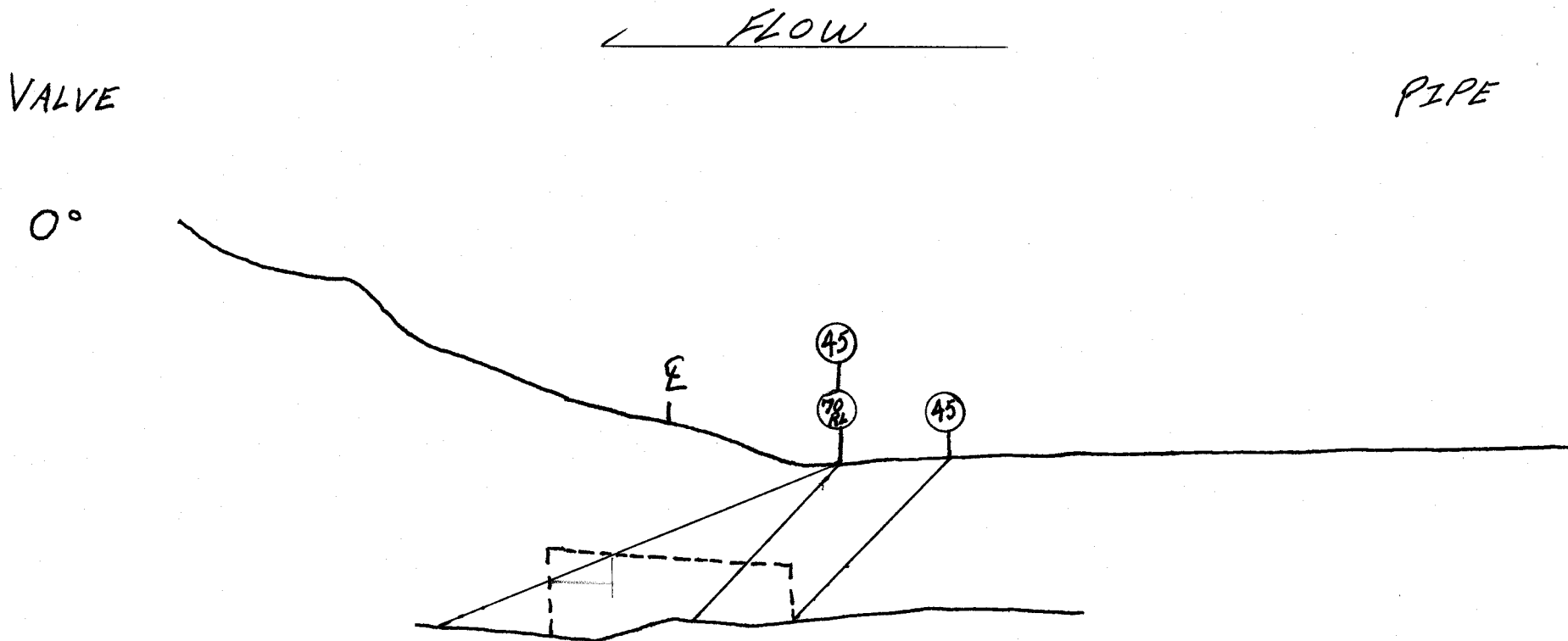
Office of Nuclear Power

PROJECT: WATS BAR NUCLEAR SYSTEM: SIS

UNIT: 2 WELD NO: SIF-D197-08

REPORT NO.:

R. P0306



BY: José Alejandro Meléndez LEVEL: II DATE: 04-28-09 PAGE 6 OF 6

Attachment 3

Item 1	Required examination Volume in sq. in. (width x height)	1.5	0.5	0.75
Item 2	Number of scan directions			4
Item 3	Total Scan volume in sq. in.			3
Item 4	Total length of weld			35.75
Item 5	Total required exam volume in cubic inches			107.25
Item 6	Exam volume achieved (sq. in.) in direction 1 X length of weld achieved	0.71	35.75	25.38
Item 7	Exam volume achieved (sq. in.) in direction 2 X length of weld achieved	0.75	0	0
Item 8	Exam volume achieved (sq. in.) in direction 3 X length of weld achieved	0.75	35.75	26.8125
Item 9	Exam volume achieved (sq. in.) in direction 4 X length of weld achieved	0.75	35.75	26.8125
Item 10	Determined the achived exam volume add 6, 7, 8 & 9			79.005
Item 11	Exam volume percentage item 10/item 5 x 100			73.66434

Limitation
One side examination due to value

JA
04-29-09