

TVA

WALL THICKNESS PROFILE SHEET

REPORT NO:

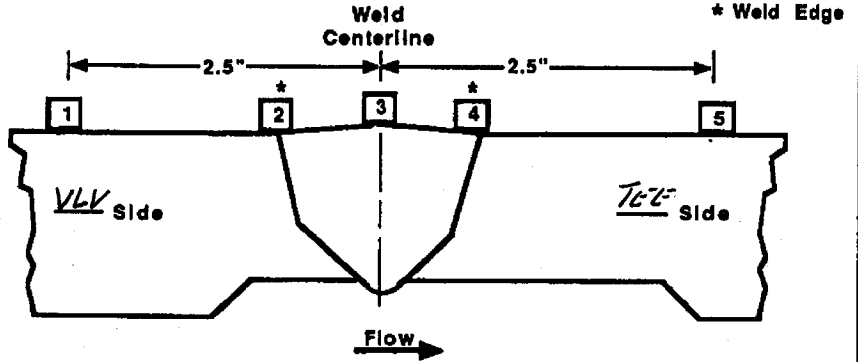
R.P0287

PROJECT: WATS BAR NUCLEAR
UNIT: 2

WELD NO: SIF-D197-05
SYSTEM: SIS

Record Thickness Measurements As Indicated, Including Weld Width, Edge-To-Edge At 0°

Position	0°	90°	180°	270°
1	N/A	N/A	N/A	N/A
2	1.500	1.452	1.582	1.475
3	1.374	1.303	1.223	1.226
4	1.153	1.221	1.213	1.206
5	N/A	N/A	N/A </td <td>N/A</td>	N/A

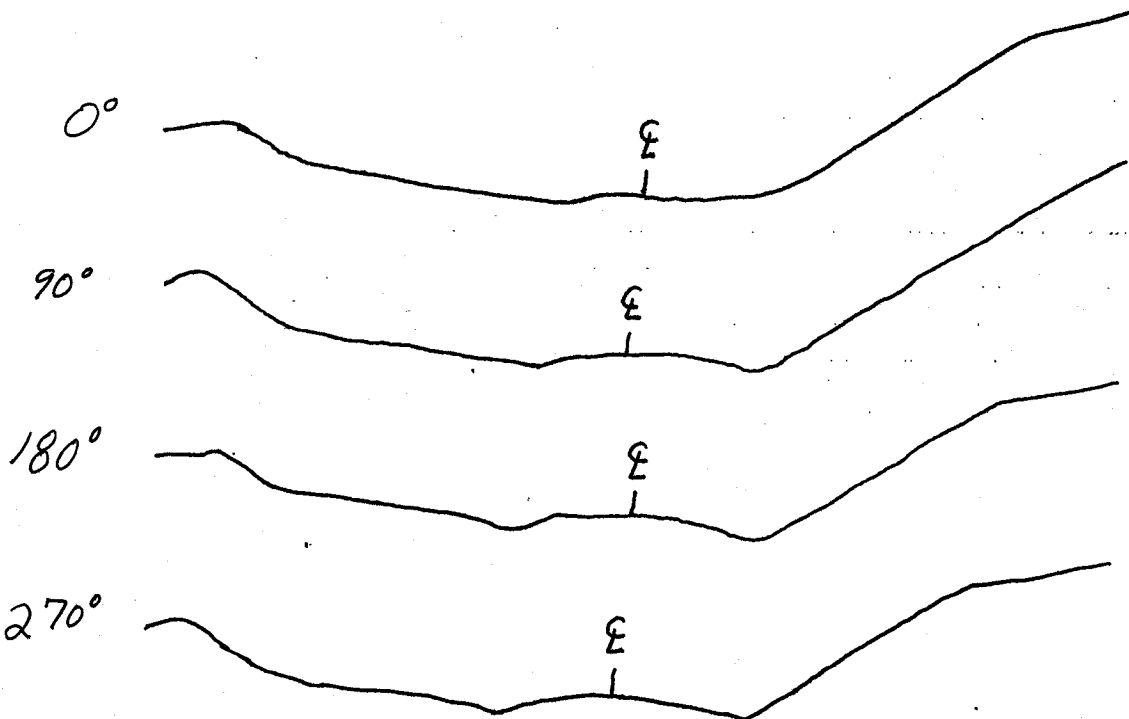


CROWN HEIGHT: .09375 DIAMETER: 10.0
CROWN WIDTH: 1.0 WELD LENGTH: 36.0

VALVE

FLOW →

TEE



EXAMINER: Jose Alejandro Garcia
LEVEL: II
DATE: 04-21-09

REVIEWED BY: Jose Luis Arce
LEVEL: III DATE: 4-21-09

ANII: W
DATE: 5/6/09
PAGE 5 OF 6

TVA

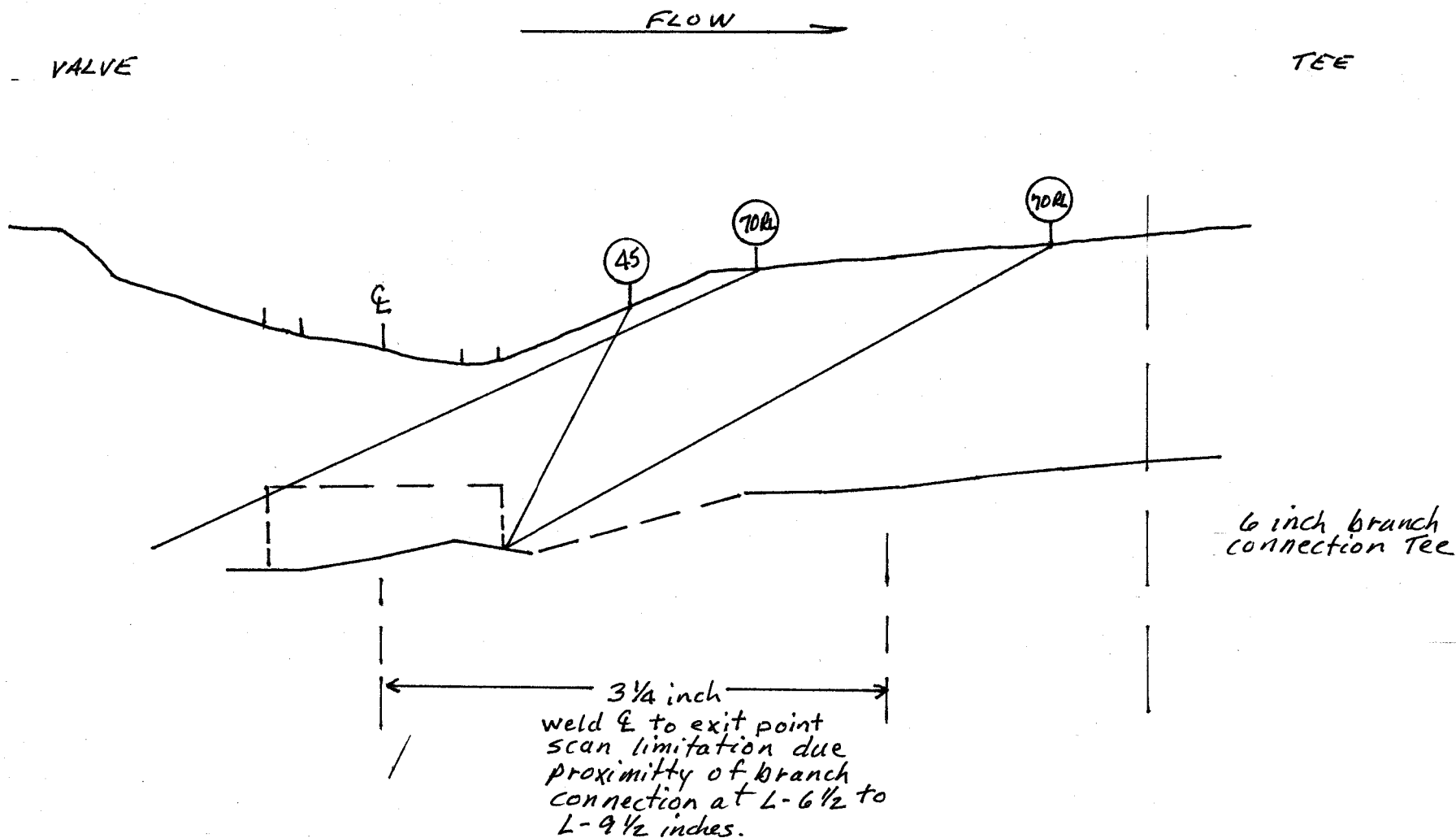
Office of Nuclear Power

PROJECT: WBN SYSTEM: SIS

UNIT: 2 WELD NO: SIF-D197-05

REPORT NO.:

R. P0287



BY: Jose Alejandro [Signature] LEVEL: II DATE: 04-21-09 PAGE 6 OF 6

TVA Procedure
N-GP-31

Attachment 3

Item 1	Required examination Volume in sq. in. (width x height)	1.5	0.45	0.675
Item 2	Number of scan directions			4
Item 3	Total Scan volume in sq. in.			2.7
Item 4	Total length of weld			36
Item 5	Total required exam volume in cubic inches			97.2
Item 6	Exam volume achieved (sq. in.) in direction 1 X length of weld achieved	0.675	36	24.3
Item 7	Exam volume achieved (sq. in.) in direction 2 X length of weld achieved	0.675	36	24.3
Item 8	Exam volume achieved (sq. in.) in direction 3 X length of weld achieved	0.675	33	22.275
Item 9	Exam volume achieved (sq. in.) in direction 4 X length of weld achieved	0	0	0
Item 10	Determined the achieved exam volume add 6, 7, 8 & 9			70.875
Item 11	Exam volume percentage item 10/item 5 x 100			72.91667

INFORMATION ONLY

Limitation due to valve and branch connection

JA
04-21-09