

Medical Clinic of Northville
308 South Main Street
Northville, MI 48167

August 2, 2016

Nuclear Regulatory Commission
Region III
Materials Licensing Branch
2443 Warrenville Road, Ste. 210
Lisle, IL 60532-4352

Dear Ms. Schaefer:

I am submitting a request to amend NRC license number 21-32174-01 on behalf of Medical Clinic of Northville. Control number: 591131.


As you know, we have moved our Imaging Room / Hot Lab to the room adjacent to it on the east side. A close-out survey has been performed on the old Hot Lab/Imaging Room by our consulting physicist. I understand that he has sent you the appropriate documentation of that process.

All radioactive materials, including sealed sources and radioactive waste, is now stored in the locking cabinet under the sink of the new room. The new imaging room will be locked when not under the control of the nuclear medicine technologist.


If you have any questions regarding this change, feel free to contact our physicist, Vincent McCormick, at (734)395-9323 or v_mccormick@comcast.net.

Thank you.

Sincerely,



Won Chae, M.D.
Radiation Safety Officer



Radiological Physics Service, Inc.

3839 Napier Road
Plymouth, MI 48170
(734) 455-4730
Fax: (734) 453-8851

PHYSICISTS:

MICHIGAN

Ray A. Carlson, M.S.
Cell: (734) 395-7361
rayacarson@att.net

Laura T. Smith, M.S.
Cell: (586) 215-5947
L.Sphysics@att.net

Vincent McCormick, M.S.
Cell: (737) 395-9323
v_mccormick@comcast.net

Matt Buczek, M.S.
Cell: 586-855-2132
matt_buczek@gmail.com

GEORGIA

Diane Griffiths, M.S.
Cell: (770) 355-7709
dianegriffiths@comcast.net

June 10, 2016

William Reichold
USNRC, Region III
2443 Warrenville Road, Suite 210
Lisle, IL 60532-4352

Dear Mr. Reichold,

I am writing to inform you of the close-out survey I performed on the old imaging room/hot lab at the Medical Clinic of Northville on June 7, 2016. Please find the survey results attached.

Prior to the survey, all radioactive materials were removed from the "old" imaging room and moved to the "new" imaging room/hot lab. All sealed sources were inventoried and leak tested after their move to the new location. See attached sealed source inventory and leak test.

The radionuclides used in this location over the years included Tc-99m, Tl-201, In-111.

After all radioactive materials were removed from the old imaging room/hot lab, the room was divided into 29 areas. See attached diagram. Each area was slowly surveyed with a recently calibrated GM survey meter (3/26/2016). After carefully surveying each area, a wipe test of 100 cm² was performed and counted on the Caprac well counter, last evaluated the same day. A Co-57 efficiency was determined to be 86%. A conversion factor of 2 was used to convert the net cpm to dpm. No areas above background were found with the GM survey and no areas exceeding 200 dpm/100 cm² were found with the wipe tests.

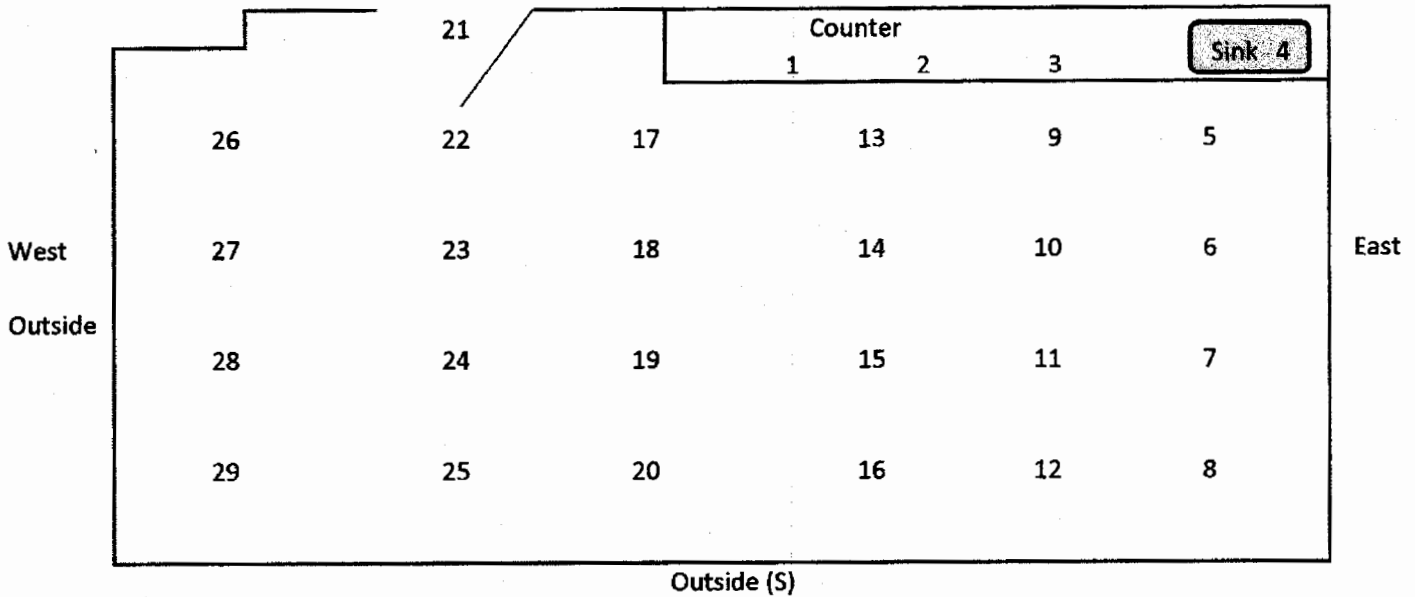
The "old" imaging room/hot lab were released for unrestricted use.

If you have any questions regarding the close-out survey performed at this facility, feel free to give me a call at (734)395-9323.

Sincerely,

Vincent McCormick, M.S., DABR
Certified Medical Physicist

Medical Clinic of Northville
 308 South Main, Northville, MI 48167
 License # 21-32174-01



Decommissioning of Imaging Room/Hot Lab
 June 7, 2016

Area	Location	mR/h	net dpm	Area	Location	mR/h	net dpm
1	Counter Left	0.02	10	16	Floor - Center	0.02	0
2	Counter Center L	0.02	0	17	Floor - Center	0.02	0
3	Counter Center R	0.02	0	18	Floor - Center	0.02	0
4	Sink	0.02	0	19	Floor - Center	0.02	0
5	Floor - East	0.02	0	20	Floor - Center	0.02	0
6	Floor - East	0.02	0	21	Floor - Center West	0.02	0
7	Floor - East	0.02	0	22	Floor - Center West	0.02	0
8	Floor - East	0.02	0	23	Floor - Center West	0.02	0
9	Floor - Center East	0.02	0	24	Floor - Center West	0.02	0
10	Floor - Center East	0.02	0	25	Floor - Center West	0.02	0
11	Floor - Center East	0.02	0	26	Floor - West	0.02	0
12	Floor - Center East	0.02	0	27	Floor - West	0.02	10
13	Floor - Center	0.02	46	28	Floor - West	0.02	0
14	Floor - Center	0.02	16	29	Floor - West	0.02	20
15	Floor - Center	0.02	0		Background	0.02	0

Survey meter: Ludlum 14C, SN 59932, Thin End Window, Last Calibrated on 3/26/2016

Well Counter: Capintec, Caprac, SN 1085, Last tested 6/7/2016, Efficiency (Co-57) 86%

Surveys performed by Vincent McCormick, M.S., DABR, consulting medical physicist

Location: Medical Clinic of Northville

Date of Inspection: June 7, 2016

SEALED SOURCE INVENTORY

NUCLIDE	TYPE	LOCATION	CALIBRATION		DATE	MFGR	M/N	S/N
			ACTIVITY					
Cs-137	Vial	Hot Lab	217	uCi	2/25/1992	Dupont		S356022-040
Ba-133	Vial	Hot Lab	276.4	uCi	6/1/1981	Amersham	BDCVI	2087MA
Cs-137	Rod	Hot Lab	0.5	uCi		E & Z		
Co-57	Sheet	Hot Lab	10	mCi	5/1/2013	E & Z	NES392	1665-140
Co-57	Sheet	Hot Lab	10	mCi	11/1/2010	E & Z	NES392	1457-008

RSO: 

SEALED SOURCE LEAK TEST

NUCLIDE	TYPE	LOCATION	CALIBRATION		DATE	MFGR	M/N	S/N
			ACTIVITY					
Cs-137	Vial	Hot Lab	217	uCi	2/25/1992	Dupont		S356022-040
Ba-133	Vial	Hot Lab	276.4	uCi	6/1/1981	Amersham	BDCVI	2087MA
Co-57	Sheet	Hot Lab	10	mCi	5/1/2013	E & Z	NES392	1665-140

COMMENT: The sources listed above were leak tested using a wipe technique and were found to have less than 0.005 uCi removable activity.

TESTED BY: Vincent McCormick, M.S.

DATE: June 7, 2016

RSO: 

Taylor, Tiresha

From: Shaffer, Vered
Sent: Thursday, September 01, 2016 11:09 AM
To: Taylor, Tiresha
Subject: FW: Fw: Medical Clinic of Northville
Attachments: nuclear.pdf

Hey Tiresha,

Could you please process this in for Medical Clinic of Northville under control number 591131?

Thanks!

From: Susan Houle [mailto:susanhoule91@yahoo.com]
Sent: Thursday, September 01, 2016 10:11 AM
To: Shaffer, Vered <Vered.Shaffer@nrc.gov>
Subject: [External_Sender] Fw: Medical Clinic of Northville

Good Morning Vered.

I am forwarding you the necessary information you requested. Could you please let me know that you have received this and that its everything you need.

Thank you

Susan Houle
Medical Clinic of Northville
(517)404-9109

----- Forwarded Message -----

From: Natalie Williams <dictations.mcn@comcast.net>
To: susanhoule91@yahoo.com
Sent: Thursday, September 1, 2016 10:54 AM
Subject: