

JUN 17 2016



HCH-2016-021

CERTIFIED MAIL
RETURN RECEIPT REQUESTED
ARTICLE NUMBER: 7013 1710 0000 6324 5257

Department of Environmental Protection
Office of Permit Management
Division of Water Quality
PO Box 420
Trenton, N.J. 08625-0420

**NEW JERSEY POLLUTANT DISCHARGE ELIMINATION SYSTEM
DISCHARGE MONITORING REPORT
HOPE CREEK GENERATING STATION
NJPDES PERMIT NJ0025411**

50-354

Dear Sir or Madam:

Attached is the Discharge Monitoring Report for the Hope Creek Generating Station for the month of May 2016, also included is the Consolidated Waste Characterization Report for DSN 461A.

This report is required by and prepared specifically for the New Jersey Department of Environmental Protection (NJDEP). It presents only the observed results of measurements and analyses required to be performed by the above agencies. The choice of the measurement devices and analytical methods are controlled by the EPA and the NJDEP, not by the company, and there are limitations on the accuracy of such measurement devices and analytical techniques even when used and maintained as required. Accordingly, this report is not intended as an assertion that any instrument has measured, or that any reading or analytical result represents the true value with absolute accuracy, nor is it an endorsement of the suitability of any analytical or measurement procedure.

If you have any questions concerning this report, please feel free to contact Travis Zigo at (856) 339-2493.

Sincerely,

A handwritten signature in black ink that reads "Paul J. Davison".

Paul J. Davison
Site Vice President – Hope Creek

IE25
NRR

JUN 17 2016

HCH-2016-021
NJPDES DMR

2

Attachments

- C Executive Director, DRBC
USNRC - Docket number 50-354

HCH-2016-021
NJPDES DMR

3

EXPLANATION OF CONDITIONS

May 2016

The following explanations are included to clarify possible deviation from permit conditions.

General - The columns labeled "No. Ex" on the enclosed DMR tabulate the number of daily discharge values outside the indicated limits.

Data reporting and accuracy reflect the working environment, the design capabilities and reliability of the monitoring instruments and operating equipment.

Deviations from required sampling, analysis monitoring and reporting methods and periodicities are indicated on the respective transmittal sheet with explanations below.

Results reported on the Discharge Monitoring Report forms are consistent with permit limits, data supplied from contract laboratories, the December 2007 revision of the NJDEP Monitoring Report Form Reference Manual and specific guidance from DEP personnel.

For DSN 461A, sampling was performed in April for the Consolidated Waste Characterization Report, results submitted in this report. Also for DSN 461A, on 5/2/16 and 5/3/16, sampling frequency was increased for Total Residual Chlorine to obtain additional operating information.

JUN 17 2016

HCH-2016-021
NJPDES DMR

4

EXPLANATION OF EXCEEDANCES

May 2016

The following exceedances are included in the attached report and explained below.

DSN No.


EXPLANATION

No Exceedances

COUNTY OF SALEM
STATE OF NEW JERSEY


I, Paul J. Davison, of full age, being duly sworn according to law, upon my oath depose and say:

1. I am the Site Vice President-Hope Creek for PSEG Nuclear, and as such am authorized to sign Hope Creek's Discharge Monitoring Reports submitted to the New Jersey Department of Environmental Protection pursuant to the Station's New Jersey Pollutant Discharge Elimination System permit.
2. I certify under penalty of law that I have personally examined and am familiar with the information submitted in this document and all attachments and that, based on my inquiry of those individuals immediately responsible for obtaining the information, I believe the submitted information is true, accurate and complete. I am aware that there are significant penalties for submitting false information including the possibility of fine and imprisonment.
3. The signature on the attached Discharge Monitoring Reports is my signature and I am submitting this affidavit in satisfaction of the requirement that my signature be notarized.



Paul J. Davison
Site Vice President – Hope Creek

Sworn and subscribed before me
this 17 day of June, 2016.



JENNIFER M. TURNER
NOTARY PUBLIC OF NEW JERSEY
- ID # 2332557
My Commission Expires 8/8/2020

New Jersey Department of Environmental Protection
 Division of Water Quality
Surface Water Discharge Monitoring Report Submittal Form

PI 46815

NJPDES PERMIT	MONITORING PERIOD						MONITORED LOCATION:	
NJ0025411	Month	Day	Year	To	Month	Day	Year	461A – DSN 461A – DSW
	5	1	2016		5	31	2016	

PERMITTEE:

PSE&G NUCLEAR LLC
 PO BOX 236 – ALLOWAY CREEK NECK RD
 HANCOCKS BRIDGE, NJ 08038

LOCATION OF ACTIVITY:

HOPE CREEK GENERATING STATION
 ARTIFICIAL ISLAND
 FOOT OF BUTTONWOOD RD
 LOWER ALLOWAYS CREEK, NJ 08038

REPORT RECIPIENT:

PSE&G
 TRAVIS ZIGO
 PO BOX 236 / H15
 HANCOCKS BRIDGE, NJ 08038

REGION / COUNTY: Southern / Salem County

CHECK IF APPLICABLE: No Discharge this Monitoring Period Monitoring Report Comments Attached

WHO MUST SIGN. The highest ranking official having day-to-day managerial and operational responsibilities for the discharging facility shall sign the certification or, in his absence a person designated by that person. For a local agency, the highest ranking operator of the treatment works shall sign the certification. Where the highest ranking operator does not have the ability to authorize capital expenditures and hire personnel, a person having that responsibility or person designated by that person shall also sign the second certification at the bottom of this page. If the local agency has contracted with another entity to operate the treatment works, the highest-ranking official of the contracted entity shall sign the certification.

I certify under penalty of law that I have personally examined and am familiar with the information submitted in this document and all attachments, and that, based on my inquiry of those individuals immediately responsible for obtaining the information, I believe that the information is true, accurate and complete. I am aware that there are significant penalties for submitting false information, including the possibility of and/or imprisonment, pursuant to N.J.A.C. 7:14A-6.9(B). The New Jersey water Pollution Control Act provides for penalties up to \$50,000 per violation.

Paul J. Davison, Site Vice President-Hope Creek	N/A
NAME AND TITLE OF PRINCIPAL EXECUTIVE OFFICER, AUTHORIZED AGENT, OR *LICENSED OPERATOR	GRADE AND REGISTRY NUMBER (IF APPLICABLE)
	6/17/16 856-339-1555
SIGNATURE OF PRINCIPAL EXECUTIVE OFFICER, AUTHORIZED AGENT, OR *LICENSED OPERATOR	DATE AREA CODE/PHONE NUMBER

**For a local agency where the highest-ranking operator does not have the ability to authorize capital expenditures and hire personnel, a person having that responsibility or person designated by that person shall sign the following certification:*

I certify under penalty of law and in accordance with N.J.S.A. 58:10A-6F(5) that I have reviewed the attached discharge monitoring reports.

N/A	N/A	N/A	N/A
NAME AND TITLE	SIGNATURE	DATE	AREA CODE/PHONE NUMBER

Surface Water Discharge Monitoring Report

PI 46815

PERMIT NUMBER:

MONITORED LOCATION:

MONITORING PERIOD:

FACILITY NAME:

NJ0025411

461A DSN 461A - DSW

5/1/2016 TO 5/31/2016

HOPE CREEK GENERATING STATION

PARAMETER		QUANTITY OR LOADING		UNITS	QUALITY OR CONCENTRATION			UNITS	NO. EX.	FREQ. OF ANALYSIS	SAMPLE TYPE
Flow, In Conduit or Thru Treatment Plant 50050 1 Effluent Gross Value	SAMPLE MEASUREMENT	39.869	57.900	MGD	*****	*****	*****	*****	φ	Continuous	Meter
	PERMIT REQUIREMENT	REPORT 01MOAV	REPORT 01DAMX		*****	*****	*****				
	QL	*****	*****		*****	*****	*****				
Flow, In Conduit or Thru Treatment Plant 50050 7 Intake From Stream	SAMPLE MEASUREMENT	56.854	74.316	MGD	*****	*****	*****	*****	φ	Continuous	Meter
	PERMIT REQUIREMENT	REPORT 01MOAV	REPORT 01DAMX		*****	*****	*****				
	QL	*****	*****		*****	*****	*****				
pH 00400 1 Effluent Gross Value	SAMPLE MEASUREMENT	*****	*****	*****	8.5	*****	8.6	SU	φ	1/Week	Grab
	PERMIT REQUIREMENT	*****	*****		6.0 01DAMN	*****	9.0 01DAMX				
	QL	*****	*****		*****	*****	*****				
LC50 Statre 96hr Acu Mysid Bahia TAN3E 1 Effluent Gross Value	SAMPLE MEASUREMENT	*****	*****	*****	Code=N	*****	*****	%EFFL	φ	Code=N	Code=N
	PERMIT REQUIREMENT	*****	*****		REPORT 01RPMN	*****	*****				
	QL	*****	*****		*****	*****	*****				
IC25 Statre 7day Chr Mysid Bahia TBP3E 1 Effluent Gross Value	SAMPLE MEASUREMENT	*****	*****	*****	Code=N	*****	*****	%EFFL	φ	Code=N	Code=N
	PERMIT REQUIREMENT	*****	*****		REPORT 01RPMN	*****	*****				
	QL	*****	*****		*****	*****	*****				
Chlorine Produced Oxidants *CPOX 1 Effluent Gross Value	SAMPLE MEASUREMENT	*****	*****	*****	*****	20.1	20.1	MGL	φ	3/Week*	Grab
	PERMIT REQUIREMENT	*****	*****		*****	0.2 01MOAV	0.5 01DAMX				
	RQL	*****	*****		*****	0.1	0.1				

Comments: If there are any questions regarding the monitoring report form, please contact Heather Genievich of the Bureau of Surface Water Permitting at (609) 292-4860.

* See Explanation of Conditions

Surface Water Discharge Monitoring Report

PI 46815

PERMIT NUMBER:

MONITORED LOCATION:

MONITORING PERIOD:

FACILITY NAME:

NJ0025411

461A DSN 461A - DSW

5/1/2016 TO 5/31/2016

HOPE CREEK GENERATING STATION


PARAMETER		QUANTITY OR LOADING		UNITS	QUALITY OR CONCENTRATION			UNITS	NO. EX.	FREQ. OF ANALYSIS	SAMPLE TYPE
Temperature, oC 00010 1 Effluent Gross Value	SAMPLE MEASUREMENT	*****	*****	*****	*****	27.3	32.0	DEG.C	Ø	Continuous	Meter
	PERMIT REQUIREMENT	*****	*****		*****	REPORT 01MOAV	36.2 01DAMX			Continuous	METER
	QL	*****	*****		*****	*****	*****			*****	*****
Temperature, oC 00010 7 Intake From Stream	SAMPLE MEASUREMENT	*****	*****	*****	*****	17.3	22.7	DEG.C	Ø	Continuous	Meter
	PERMIT REQUIREMENT	*****	*****		*****	REPORT 01MOAV	REPORT 01DAMX			Continuous	METER
	QL	*****	*****		*****	*****	*****			*****	*****
Carbon, Tot Organic (TOC) 00680 1 Effluent Gross Value	SAMPLE MEASUREMENT	*****	*****	*****	*****	1.78	1.78	MG/L	Ø	1/Month	Grab
	PERMIT REQUIREMENT	*****	*****		*****	REPORT 01MOAV	REPORT 01DAMX			1/Month	GRAB
	QL	*****	*****		*****	*****	*****			*****	*****
Carbon, Tot Organic (TOC) 00680 2 Effluent Net Value	SAMPLE MEASUREMENT	*****	*****	*****	*****	-0.02	-0.02	MG/L	Ø	1/Month	Calctd
	PERMIT REQUIREMENT	*****	*****		*****	REPORT 01MOAV	REPORT 01DAMX			1/Month	CALCTD
	QL	*****	*****		*****	*****	*****			*****	*****
Carbon, Tot Organic (TOC) 00680 7 Intake From Stream	SAMPLE MEASUREMENT	*****	*****	*****	*****	1.28	1.28	MG/L	Ø	1/Month	Grab
	PERMIT REQUIREMENT	*****	*****		*****	REPORT 01MOAV	REPORT 01DAMX			1/Month	GRAB
	QL	*****	*****		*****	*****	*****			*****	*****
Sulfate, Total (as SO4) 00945 1 Effluent Gross Value	SAMPLE MEASUREMENT	*****	*****	*****	*****	Code=N	Code=N	UG/L	Ø	Code=N	Code=N
	PERMIT REQUIREMENT	*****	*****		*****	REPORT 01MOAV	REPORT 01DAMX			1/6 Months	COMP24
	QL	*****	*****		*****	*****	*****			*****	*****

Comments: If there are any questions regarding the monitoring report form, please contact Heather Genievich of the Bureau of Surface Water Permitting at (609) 292-4860.

Surface Water Discharge Monitoring Report

PI 46815

PERMIT NUMBER: NJ0025411 MONITORED LOCATION: 461A DSN 461A - DSW MONITORING PERIOD: 5/1/2016 TO 5/31/2016 FACILITY NAME: HOPE CREEK GENERATING STATION

PARAMETER		QUANTITY OR LOADING	UNITS	QUALITY OR CONCENTRATION	UNITS	NO. EX.	FREQ. OF ANALYSIS	SAMPLE TYPE	
Boron, Total (as B) 01022 1 Effluent Gross Value	SAMPLE MEASUREMENT	*****	*****	*****	Code=N	Code=N	UG/L	Code=N	Code=N
	PERMIT REQUIREMENT	*****	*****	*****	REPORT 01MOAV	REPORT 01DAMX		1/6 Months	COMPOS
	QL	*****	*****	*****	*****	*****			
Heat (winter) (per Hr.) 81387 1 Effluent Gross Value	SAMPLE MEASUREMENT	248	364	*****	*****	*****	UG/L	1/Day	Calctd
	PERMIT REQUIREMENT	REPORT 01MOAV	662 01DAMX	*****	*****	*****		1/Day	CALCTD
	QL	*****	*****	*****	*****	*****			
Copper, Total Recoverable 01119 1 Effluent Gross Value	SAMPLE MEASUREMENT	*****	*****	*****	Code=N	Code=N	UG/L	Code=N	Code=N
	PERMIT REQUIREMENT	*****	*****	*****	REPORT 01MOAV	REPORT 01DAMX		1/6 Months	COMPOS
	RQL	*****	*****	*****	2	2			
Lab Certification # 99999 99 Lab	SAMPLE MEASUREMENT	17451	PA166	03036					
	PERMIT REQUIREMENT	REPORT Lab #	REPORT Lab #	REPORT Lab #	REPORT Lab #	REPORT Lab #		Not Applic	NOT AP
	QL	*****	*****	*****	*****	*****			

Comments: If there are any questions regarding the monitoring report form, please contact Heather Genievich of the Bureau of Surface Water Permitting at (609) 292-4860.

New Jersey Department of Environmental Protection
Division of Water Quality
Surface Water Discharge Monitoring Report Submittal Form

PI 46815

NJPDES PERMIT	MONITORING PERIOD						MONITORED LOCATION:	
NJ0025411	Month	Day	Year	To	Month	Day	Year	461C - DSN 461C - DSW internal
	5	1	2016		5	31	2016	

PERMITTEE:

PSE&G NUCLEAR LLC
PO BOX 236 – ALLOWAY CREEK NECK RD
HANCOCKS BRIDGE, NJ 08038

LOCATION OF ACTIVITY:

HOPE CREEK GENERATING STATION
ARTIFICIAL ISLAND
FOOT OF BUTTONWOOD RD
LOWER ALLOWAYS CREEK, NJ 08038

REPORT RECIPIENT:

PSE&G
TRAVIS ZIGO
PO BOX 236 / H15
HANCOCKS BRIDGE, NJ 08038

REGION / COUNTY: Southern / Salem County

CHECK IF APPLICABLE: No Discharge this Monitoring Period Monitoring Report Comments Attached

WHO MUST SIGN The highest ranking official having day-to-day managerial and operational responsibilities for the discharging facility shall sign the certification or, in his absence a person designated by that person. For a local agency, the highest ranking operator of the treatment works shall sign the certification. Where the highest ranking operator does not have the ability to authorize capital expenditures and hire personnel, a person having that responsibility or person designated by that person shall also sign the second certification at the bottom of this page. If the local agency has contracted with another entity to operate the treatment works, the highest-ranking official of the contracted entity shall sign the certification.

I certify under penalty of law that I have personally examined and am familiar with the information submitted in this document and all attachments, and that, based on my inquiry of those individuals immediately responsible for obtaining the information, I believe that the information is true, accurate and complete. I am aware that there are significant penalties for submitting false information, including the possibility of and/or imprisonment, pursuant to N.J.A.C. 7:14A-6.9(B). The New Jersey water Pollution Control Act provides for penalties up to \$50,000 per violation.

Paul J. Davison, Site Vice President- Hope Creek	N/A
NAME AND TITLE OF PRINCIPAL EXECUTIVE OFFICER, AUTHORIZED AGENT, OR *LICENSED OPERATOR	GRADE AND REGISTRY NUMBER (IF APPLICABLE)
	6/17/16 856-339-1555
SIGNATURE OF PRINCIPAL EXECUTIVE OFFICER, AUTHORIZED AGENT, OR *LICENSED OPERATOR	DATE AREA CODE/PHONE NUMBER

**For a local agency where the highest-ranking operator does not have the ability to authorize capital expenditures and hire personnel, a person having that responsibility or person designated by that person shall sign the following certification:*


I certify under penalty of law and in accordance with N.J.S.A. 58:10A-6F(5) that I have reviewed the attached discharge monitoring reports.

N/A	N/A	N/A	N/A
NAME AND TITLE	SIGNATURE	DATE	AREA CODE/PHONE NUMBER

Surface Water Discharge Monitoring Report

PI 46815

PERMIT NUMBER: NJ0025411 MONITORED LOCATION: 461C DSN 461C - DSW interna MONITORING PERIOD: 5/1/2016 TO 5/31/2016 FACILITY NAME: HOPE CREEK GENERATING STATION

PARAMETER		QUANTITY OR LOADING		UNITS	QUALITY OR CONCENTRATION			UNITS	NO. EX.	FREQ. OF ANALYSIS	SAMPLE TYPE	
Flow, In Conduit or Thru Treatment Plant 50050 1 Effluent Gross Value	SAMPLE MEASUREMENT	0.037	0.110	MGD	*****	*****	*****	*****	φ	Continuous	Meter	
	PERMIT REQUIREMENT	REPORT 01MOAV	REPORT 01DAMX		*****	*****	*****			*****	Continuous	METER
	QL	*****	*****		*****	*****	*****			*****		
Solids, Total Suspended 00530 1 Effluent Gross Value	SAMPLE MEASUREMENT	*****	*****	*****	*****	8	8	MG/L	φ	1/Month	Compos	
	PERMIT REQUIREMENT	*****	*****		*****	30 01MOAV	100 01DAMX			*****	1/Month	COMPOS
	QL	*****	*****		*****	*****	*****			*****		
Petrol Hydrocarbons, Total Recoverable 45501 1 Effluent Gross Value	SAMPLE MEASUREMENT	*****	*****	*****	*****	<2	<2	MG/L	φ	2/Month	GRAB	
	PERMIT REQUIREMENT	*****	*****		*****	10 01MOAV	15 01DAMX			*****	2/Month	GRAB
	QL	*****	*****		*****	*****	*****			*****		
Carbon, Tot Organic (TOC) 00680 1 Effluent Gross Value	SAMPLE MEASUREMENT	*****	*****	*****	*****	4	4	MG/L	φ	1/Month	Compos	
	PERMIT REQUIREMENT	*****	*****		*****	REPORT 01MOAV	50 01DAMX			*****	1/Month	COMPOS
	QL	*****	*****		*****	*****	*****			*****		
Lab Certification # 99999 99 Lab	SAMPLE MEASUREMENT	17451	PA166		03036							
	PERMIT REQUIREMENT	REPORT Lab #	REPORT Lab #		REPORT Lab #	REPORT Lab #	REPORT Lab #			REPORT Lab #	Not Applic	NOT AP
	QL	*****	*****		*****	*****	*****			*****		

Comments: If there are any questions regarding the monitoring report form, please contact Heather Genievich of the Bureau of Surface Water Permitting at (609) 292-4860.

New Jersey Department of Environmental Protection
 Division of Water Quality

PI 46815

Surface Water Discharge Monitoring Report Submittal Form

NJPDES PERMIT	MONITORING PERIOD						MONITORED LOCATION:	
NJ0025411	Month	Day	Year	To	Month	Day	Year	462B - DSN 462B - DSW Internal
	5	1	2016		5	31	2016	

PERMITTEE:

PSE&G NUCLEAR LLC
 PO BOX 236 – ALLOWAY CREEK NECK RD
 HANCOCKS BRIDGE, NJ 08038

LOCATION OF ACTIVITY:

HOPE CREEK GENERATING STATION
 ARTIFICIAL ISLAND
 FOOT OF BUTTONWOOD RD
 LOWER ALLOWAYS CREEK, NJ 08038

REPORT RECIPIENT:

PSE&G
 TRAVIS ZIGO
 PO BOX 236 / H15
 HANCOCKS BRIDGE, NJ 08038

REGION / COUNTY: Southern / Salem County

CHECK IF APPLICABLE: No Discharge this Monitoring Period Monitoring Report Comments Attached

WHO MUST SIGN The highest ranking official having day-to-day managerial and operational responsibilities for the discharging facility shall sign the certification or, in his absence a person designated by that person. For a local agency, the highest ranking operator of the treatment works shall sign the certification. Where the highest ranking operator does not have the ability to authorize capital expenditures and hire personnel, a person having that responsibility or person designated by that person shall also sign the second certification at the bottom of this page. If the local agency has contracted with another entity to operate the treatment works, the highest-ranking official of the contracted entity shall sign the certification.

I certify under penalty of law that I have personally examined and am familiar with the information submitted in this document and all attachments, and that, based on my inquiry of those individuals immediately responsible for obtaining the information, I believe that the information is true, accurate and complete. I am aware that there are significant penalties for submitting false information, including the possibility of and/or imprisonment, pursuant to N.J.A.C. 7:14A-6.9(B). The New Jersey water Pollution Control Act provides for penalties up to \$50,000 per violation.

Paul J. Davison, Site Vice President- Hope Creek	N/A
NAME AND TITLE OF PRINCIPAL EXECUTIVE OFFICER, AUTHORIZED AGENT, OR *LICENSED OPERATOR	GRADE AND REGISTRY NUMBER (IF APPLICABLE)
<i>Paul J. Davison</i>	6/17/16 856-339-1555
SIGNATURE OF PRINCIPAL EXECUTIVE OFFICER, AUTHORIZED AGENT, OR *LICENSED OPERATOR	DATE AREA CODE/PHONE NUMBER

**For a local agency where the highest-ranking operator does not have the ability to authorize capital expenditures and hire personnel, a person having that responsibility or person designated by that person shall sign the following certification:*

I certify under penalty of law and in accordance with N.J.S.A. 58:10A-6F(5) that I have reviewed the attached discharge monitoring reports.

N/A	N/A	N/A	N/A
NAME AND TITLE	SIGNATURE	DATE	AREA CODE/PHONE NUMBER

Surface Water Discharge Monitoring Report

PI 46815

PERMIT NUMBER:

MONITORED LOCATION:

MONITORING PERIOD:

FACILITY NAME:

NJ0025411

462B DSN 462B - DSW Intern

5/1/2016 TO 5/31/2016

HOPE CREEK GENERATING STATION

PARAMETER		QUANTITY OR LOADING		UNITS	QUALITY OR CONCENTRATION			UNITS	NO. EX.	FREQ. OF ANALYSIS	SAMPLE TYPE
Flow, In Conduit or Thru Treatment Plant 50050 1 Effluent Gross Value	SAMPLE MEASUREMENT	0.024	0.040	MGD	*****	*****	*****	*****	ϕ	Continuous	Meter
	PERMIT REQUIREMENT	REPORT 01MOAV	REPORT 01DAMX		*****	*****	*****		*****	Continuous	METER
	QL	*****	*****		*****	*****	*****		*****		
BOD, 5-Day (20 oC) 00310 G Raw Sew/influent	SAMPLE MEASUREMENT	*****	*****	*****	*****	297	297	MG/L	ϕ	1/Month	Compos
	PERMIT REQUIREMENT	*****	*****		*****	*****	REPORT 01MOAV		REPORT 01DAMX	1/Month	COMPOS
	QL	*****	*****		*****	*****	*****		*****		
BOD, 5-Day (20 oC) 00310 1 Effluent Gross Value	SAMPLE MEASUREMENT	2	2	KG/DAY	*****	14	14	MG/L	ϕ	1/Month	Compos
	PERMIT REQUIREMENT	8 01MOAV	REPORT 01WKAV		*****	*****	30 01MOAV		45 01WKAV	1/Month	COMPOS
	QL	*****	*****		*****	*****	*****		*****		
BOD, 5-Day (20 oC) 00310 K Percent Removal	SAMPLE MEASUREMENT	*****	*****	*****	95.4	*****	*****	PERCENT	ϕ	1/Month	Calctd
	PERMIT REQUIREMENT	*****	*****		*****	87.5 01MOAVMN	*****		*****	1/Month	CALCTD
	QL	*****	*****		*****	*****	*****		*****		
Solids, Total Suspended 00530 G Raw Sew/influent	SAMPLE MEASUREMENT	*****	*****	*****	*****	351	351	MG/L	ϕ	1/Month	Compos
	PERMIT REQUIREMENT	*****	*****		*****	*****	REPORT 01MOAV		REPORT 01DAMX	1/Month	COMPOS
	QL	*****	*****		*****	*****	*****		*****		
Solids, Total Suspended 00530 1 Effluent Gross Value	SAMPLE MEASUREMENT	*****	*****	*****	*****	16	16	MG/L	ϕ	1/Month	Compos
	PERMIT REQUIREMENT	*****	*****		*****	*****	30 01MOAV		45 01WKAV	1/Month	COMPOS
	QL	*****	*****		*****	*****	*****		*****		

Comments: If there are any questions regarding the monitoring report form, please contact Heather Genievich of the Bureau of Surface Water Permitting at (609) 292-4860.

Surface Water Discharge Monitoring Report

PI 46815

PERMIT NUMBER:

MONITORED LOCATION:

MONITORING PERIOD:

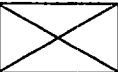
FACILITY NAME:

NJ0025411

462B DSN 462B - DSW Intern

5/1/2016 TO 5/31/2016

HOPE CREEK GENERATING STATION

PARAMETER		QUANTITY OR LOADING		UNITS	QUALITY OR CONCENTRATION			UNITS	NO. EX.	FREQ. OF ANALYSIS	SAMPLE TYPE
Solids, Total Suspended 00530 K Percent Removal	SAMPLE MEASUREMENT	*****	*****	*****	95	95	*****	PERCENT	Ø	1/month	Calctd
	PERMIT REQUIREMENT	*****	*****		85 01MOAVMN	REPORT 01MOAV	*****		1/Month	CALCTD	
	QL	*****	*****		*****	*****	*****				
Oil and Grease 00556 1 Effluent Gross Value	SAMPLE MEASUREMENT	*****	*****	*****	*****	<2	<2	MGL	Ø	1/month	Grab
	PERMIT REQUIREMENT	*****	*****		*****	10 01MOAV	15 01DAMX		1/Month	GRAB	
	QL	*****	*****		*****	*****	*****				
Nitrogen, Ammonia Total (as N) 00610 1 Effluent Gross Value	SAMPLE MEASUREMENT	*****	*****	*****	*****	11	11	MGL	Ø	1/month	Compos
	PERMIT REQUIREMENT	*****	*****		*****	35 01MOAV	REPORT 01DAMX		1/Month	COMPOS	
	QL	*****	*****		*****	*****	*****				
Enterococci 61211 1 Effluent Gross Value	SAMPLE MEASUREMENT	*****	*****	*****	*****	<4	<4	#/100ML	Ø	1/month	Grab
	PERMIT REQUIREMENT	*****	*****		*****	REPORT 01MOGE	REPORT 01WKGE		1/Month	GRAB	
	QL	*****	*****		*****	*****	*****				
Coliform, Fecal General 74055 1 Effluent Gross Value	SAMPLE MEASUREMENT	*****	*****	*****	*****	<4	<4	#/100ML	Ø	1/month	Grab
	PERMIT REQUIREMENT	*****	*****		*****	200 01MOGE	400 01WKGE		1/Month	GRAB	
	QL	*****	*****		*****	*****	*****				
Lab Certification # 99999 99 Lab	SAMPLE MEASUREMENT	17451	PA166		06005						
	PERMIT REQUIREMENT	REPORT Lab #	REPORT Lab #		REPORT Lab #	REPORT Lab #	REPORT Lab #		Not Applic	NOT AP	
	QL	*****	*****		*****	*****	*****				

Comments: If there are any questions regarding the monitoring report form, please contact Heather Genievich of the Bureau of Surface Water Permitting at (609) 292-4860.

New Jersey Department of Environmental Protection
 Division of Water Quality
Consolidated Waste Characterization Report Submittal Form

PI 46815

NJPDES PERMIT	MONITORING PERIOD				MONITORED LOCATION:												
NJ0025411	<table border="1" style="display: inline-table; border-collapse: collapse;"> <tr> <th style="width: 25%;">Month</th> <th style="width: 25%;">Day</th> <th style="width: 25%;">Year</th> </tr> <tr> <td style="text-align: center;">7</td> <td style="text-align: center;">1</td> <td style="text-align: center;">2015</td> </tr> </table>	Month	Day	Year	7	1	2015	To	<table border="1" style="display: inline-table; border-collapse: collapse;"> <tr> <th style="width: 25%;">Month</th> <th style="width: 25%;">Day</th> <th style="width: 25%;">Year</th> </tr> <tr> <td style="text-align: center;">6</td> <td style="text-align: center;">30</td> <td style="text-align: center;">2016</td> </tr> </table>	Month	Day	Year	6	30	2016	461A - DSN 461A - DSW	
Month	Day	Year															
7	1	2015															
Month	Day	Year															
6	30	2016															

PERMITTEE:

PSE&G NUCLEAR LLC
 PO BOX 236 – ALLOWAY CREEK NE
 HANCOCKS BRIDGE, NJ 08038

LOCATION OF ACTIVITY:

HOPE CREEK GENERATING
 STATION
 ARTIFICIAL ISLAND
 FOOT OF BUTTONWOOD RD
 LOWER ALLOWAYS CREEK, NJ
 08038

REPORT RECIPIENT:

PSE&G
 TRAVIS ZIGO
 PO BOX 236 / H15
 HANCOCKS BRIDGE, NJ 08038

REGION / COUNTY: Southern / Salem County

CHECK IF APPLICABLE: No Discharge this Monitoring Period Monitoring Report Comments Attached

WHO MUST SIGN The highest ranking official having day-to-day managerial and operational responsibilities for the discharging facility shall sign the certification or, in his absence a person designated by that person. For a local agency, the highest ranking operator of the treatment works shall sign the certification. Where the highest ranking operator does not have the ability to authorize capital expenditures and hire personnel, a person having that responsibility or person designated by that person shall also sign the second certification at the bottom of this page. If the local agency has contracted with another entity to operate the treatment works, the highest-ranking official of the contracted entity shall sign the certification.

I certify under penalty of law that I have personally examined and am familiar with the information submitted in this document and all attachments, and that, based on my inquiry of those individuals immediately responsible for obtaining the information, I believe that the information is true, accurate and complete. I am aware that there are significant penalties for submitting false information, including the possibility of and/or imprisonment, pursuant to N.J.A.C. 7:14A-6.9(B). The New Jersey water Pollution Control Act provides for penalties up to \$50,000 per violation.

 Paul J. Davison, Site Vice President – Hope Creek
 NAME AND TITLE OF PRINCIPAL EXECUTIVE OFFICER, OR
 AUTHORIZED AGENT

 N/A
 GRADE AND REGISTRY NUMBER (IF APPLICABLE)

Paul J. Davison

 SIGNATURE OF PRINCIPAL EXECUTIVE OFFICER OR
 AUTHORIZED AGENT

6/17/16 _____
 DATE(MONTH/DAY AREA CODE/TELEPHONE NUMBER
 /YEAR)

**For a local agency where the highest-ranking operator does not have the ability to authorize capital expenditures and hire personnel a person having that responsibility or person designated by that person shall sign the following certification:*

I certify under penalty of law and in accordance with N.J.S.A. 58:10A-6F(5) that I have reviewed the attached discharge monitoring reports.

 N/A
 NAME AND TITLE

 N/A
 SIGNATURE

 N/A
 DATE

 N/A
 AREA CODE/PHONE NUMBER

Consolidated Waste Characterization Report

PI 46815

PERMIT NUMBER: MONITORED LOCATION: MONITORING PERIOD: FACILITY NAME:

NJ0025411 461A DSN 461A - DSW 7/1/2015 TO 6/30/2016 HOPE CREEK GENERATING STATION

SAMPLE DATE OF REPORT: 4/19/16

PARAMETER	QL	REPORTED VALUE	UNITS	REMARK CODE	SAMPLE TYPE
Barium, Total (as Ba) 01007 Effluent Gross Value	RQL = 20	39.4	UG/L		COMP24
Manganese, Total (as Mn) 01055 Effluent Gross Value		86.0	UG/L		COMP24
Cyanide, Total (as CN) 00720 Effluent Gross Value	RQL = 40	7.0	UG/L		GRAB
Arsenic, Total (as As) 01002 Effluent Gross Value	RQL = 8	6.2	UG/L		COMP24
Beryllium, Total (as Be) 01012 Effluent Gross Value	RQL = 20	<0.31	UG/L		COMP24
Cadmium, Total (as Cd) 01027 Effluent Gross Value	RQL = 4	<0.43	UG/L		COMP24
Chromium, Total (as Cr) 01034 Effluent Gross Value	RQL = 10	6.8	UG/L		COMP24
Thallium, Total (as Tl) 01059 Effluent Gross Value	RQL = 10	<3.5	UG/L		COMP24
Nickel, Total (as Ni) 01067 Effluent Gross Value	RQL = 10	3.9	UG/L		COMP24
Silver, Total (as Ag) 01077 Effluent Gross Value	RQL = 2	<0.97	UG/L		COMP24
Zinc, Total Recoverable 01094 Effluent Gross Value	RQL = 10	19.1	UG/L		COMP24
Antimony, Total (as Sb) 01097 Effluent Gross Value	RQL = 20	<3.1	UG/L		COMP24
Lead, Total Recoverable 01114 Effluent Gross Value	RQL = 1	5.1	UG/L		COMP24
Selenium, Total (as Se) 01147 Effluent Gross Value	RQL = 10	<3.6	UG/L		COMP24
Chromium, Hexavalent Dissolved (as Cr) 01220 Effluent Gross Value		<4.0	UG/L		COMP24
Mercury, Total (as Hg) 71900 Effluent Gross Value	RQL = 1	<0.055	UG/L		COMP24
Acenaphthylene 34200 Effluent Gross Value	RQL = 10	<0.15	UG/L		COMP24
Acenaphthene 34205 Effluent Gross Value	RQL = 9.5	<0.21	UG/L		COMP24
Anthracene 34220 Effluent Gross Value	RQL = 10	<0.23	UG/L		COMP24
Benzo(b)fluoranthene (3,4-benzo) 34230 Effluent Gross Value		<0.23	UG/L		COMP24
Benzo(k)fluoranthene 34242 Effluent Gross Value	RQL = 20	<0.23	UG/L		COMP24
Benzo(a)pyrene 34247 Effluent Gross Value	RQL = 20	<0.24	UG/L		COMP24
Bis(2-chloroethyl) ether 34273 Effluent Gross Value	RQL = 10	<0.28	UG/L		COMP24

Comments: If there are any questions regarding the monitoring report form, please contact Heather Genievich of the Bureau of Surface Water Permitting at (609) 292-4860.

Consolidated Waste Characterization Report

PI 46815

PERMIT NUMBER: MONITORED LOCATION: MONITORING PERIOD: FACILITY NAME:

NJ0025411 461A DSN 461A - DSW 7/1/2015 TO 6/30/2016 HOPE CREEK GENERATING STATION

SAMPLE DATE OF REPORT: 4/19/16

PARAMETER	QL	REPORTED VALUE	UNITS	REMARK CODE	SAMPLE TYPE
Bis(2-chloroethoxy) methane 34278 Effluent Gross Value	RQL = 26.5	<0.31	UG/L		COMP24
Bis (2-chloroiso- propyl) ether 34283 Effluent Gross Value	RQL = 10	<0.45	UG/L		COMP24
Butyl benzyl phthalate 34292 Effluent Gross Value	RQL = 20	<0.51	UG/L		COMP24
Chrysene 34320 Effluent Gross Value	RQL = 20	<0.20	UG/L		COMP24
Diethyl phthalate 34336 Effluent Gross Value	RQL = 10	<0.29	UG/L		COMP24
Dimethyl phthalate 34341 Effluent Gross Value	RQL = 10	<0.24	UG/L		COMP24
1,2-Diphenyl- hydrazine 34346 Effluent Gross Value		<0.21	UG/L		COMP24
Fluoranthene 34376 Effluent Gross Value	RQL = 10	<0.19	UG/L		COMP24
Fluorene 34381 Effluent Gross Value	RQL = 10	<0.19	UG/L		COMP24
Hexachlorocyclo- pentadiene 34386 Effluent Gross Value	RQL = 10	<3.1	UG/L		COMP24
Hexachloroethane 34396 Effluent Gross Value	RQL = 10	<0.43	UG/L		COMP24
Indeno(1,2,3-cd)- pyrene 34403 Effluent Gross Value	RQL = 20	<0.37	UG/L		COMP24
Isophorone 34408 Effluent Gross Value	RQL = 10	<0.31	UG/L		COMP24
N-nitrosodi-n- propylamine 34428 Effluent Gross Value	RQL = 20	<0.53	UG/L		COMP24
N-nitrosodiphenyl- amine 34433 Effluent Gross Value	RQL = 20	<0.25	UG/L		COMP24
N-nitrosodimethyl- amine 34438 Effluent Gross Value	RQL = 20	<0.91	UG/L		COMP24
Nitrobenzene 34447 Effluent Gross Value	RQL = 10	<0.71	UG/L		COMP24
Phenanthrene 34461 Effluent Gross Value	RQL = 10	<0.19	UG/L		COMP24
Pyrene 34469 Effluent Gross Value	RQL = 20	<0.24	UG/L		COMP24
Benzo(ghi)perylene 34521 Effluent Gross Value	RQL = 20	<0.38	UG/L		COMP24
Benzo(a)anthracene 34526 Effluent Gross Value	RQL = 10	<0.23	UG/L		COMP24
1,2-Dichlorobenzene 34536 Effluent Gross Value	RQL = 9	<0.19	UG/L		COMP24
1,2,4-Trichloro- benzene 34551 Effluent Gross Value	RQL = 10	<0.28	UG/L		COMP24

Comments: If there are any questions regarding the monitoring report form, please contact Heather Genievich of the Bureau of Surface Water Permitting at (609) 292-4860.

Consolidated Waste Characterization Report

PI 46815

PERMIT NUMBER: MONITORED LOCATION: MONITORING PERIOD: FACILITY NAME:
 NJ0025411 461A DSN 461A - DSW 7/1/2015 TO 6/30/2016 HOPE CREEK GENERATING STATION

SAMPLE DATE OF REPORT: 4 | 19 | 16

PARAMETER	QL	REPORTED VALUE	UNITS	REMARK CODE	SAMPLE TYPE
Dibenzo(a,h) anthracene 34556 Effluent Gross Value	RQL = 20	< 0.37	UG/L		COMP24
1,3-Dichlorobenzene 34566 Effluent Gross Value	RQL = 9	< 0.21	UG/L		COMP24
1,4-Dichlorobenzene 34571 Effluent Gross Value	RQL = 20	< 0.19	UG/L		COMP24
2-Chloronaphthalene 34581 Effluent Gross Value	RQL = 9.5	< 0.26	UG/L		COMP24
Di-n-octyl Phthalate 34596 Effluent Gross Value		< 0.26	UG/L		COMP24
2,4-Dinitrotoluene 34611 Effluent Gross Value	RQL = 10	< 0.61	UG/L		COMP24
2,6-Dinitrotoluene 34626 Effluent Gross Value	RQL = 9.5	< 0.53	UG/L		COMP24
3,3'-Dichloro- benzidine 34631 Effluent Gross Value	RQL = 60	< 0.56	UG/L		COMP24
4-Bromophenyl phenyl ether 34636 Effluent Gross Value	RQL = 9.5	< 0.45	UG/L		COMP24
Naphthalene 34696 Effluent Gross Value	RQL = 8	< 0.26	UG/L		COMP24
Bis(2-ethylhexyl) phthalate 39100 Effluent Gross Value	RQL = 30	< 1.8	UG/L		COMP24
Di-n-butyl phthalate 39110 Effluent Gross Value	RQL = 20	< 0.55	UG/L		COMP24
Benzidine 39120 Effluent Gross Value	RQL = 50	< 1.0	UG/L		COMP24
Hexachlorobenzene 39700 Effluent Gross Value	RQL = 10	< 0.36	UG/L		COMP24
Hexachlorobutadiene 39702 Effluent Gross Value	RQL = 10	< 0.55	UG/L		COMP24
1,3-Dichloropropene 77163 Effluent Gross Value	RQL = 7	< 0.16	UG/L		GRAB
Carbon Tetrachloride 32102 Effluent Gross Value	RQL = 6	< 0.19	UG/L		GRAB
1,2-Dichloroethane 32103 Effluent Gross Value	RQL = 1	< 0.21	UG/L		GRAB
Bromoform 32104 Effluent Gross Value	RQL = 8	0.39	UG/L		GRAB
Chloroform 32106 Effluent Gross Value	RQL = 5	< 0.11	UG/L		GRAB
Toluene 34010 Effluent Gross Value	RQL = 6	< 0.12	UG/L		GRAB
Benzene 34030 Effluent Gross Value	RQL = 7	< 0.11	UG/L		GRAB
Acrolein 34210 Effluent Gross Value	RQL = 50	< 1.3	UG/L		GRAB

Comments: If there are any questions regarding the monitoring report form, please contact Heather Genievich of the Bureau of Surface Water Permitting at (609) 292-4860.

Consolidated Waste Characterization Report

PI 46815

PERMIT NUMBER: MONITORED LOCATION: MONITORING PERIOD: FACILITY NAME:

NJ0025411 461A DSN 461A - DSW 7/1/2015 TO 6/30/2016 HOPE CREEK GENERATING STATION

SAMPLE DATE OF REPORT: 4/19/16

PARAMETER	QL	REPORTED VALUE	UNITS	REMARK CODE	SAMPLE TYPE
Acrylonitrile 34215 Effluent Gross Value	RQL = 50	<1.2	UG/L		GRAB
Chlorobenzene 34301 Effluent Gross Value	RQL = 6	<0.12	UG/L		GRAB
Chlorodibromomethane 34306 Effluent Gross Value	RQL = 6	<0.22	UG/L		GRAB
Ethylbenzene 34371 Effluent Gross Value	RQL = 6	<0.11	UG/L		GRAB
Methyl Bromide 34413 Effluent Gross Value	RQL = 9	<0.20	UG/L		GRAB
Methyl Chloride 34418 Effluent Gross Value	RQL = 10	<0.22	UG/L		GRAB
Methylene Chloride 34423 Effluent Gross Value	RQL = 6	<0.16	UG/L		GRAB
Tetrachloroethylene 34475 Effluent Gross Value	RQL = 1	<0.17	UG/L		GRAB
Trichlorofluoro- methane 34488 Effluent Gross Value	RQL = 5	<0.55	UG/L		GRAB
1,1-Dichloroethane 34496 Effluent Gross Value	RQL = 23.5	<0.16	UG/L		GRAB
1,1-Dichloroethylene 34501 Effluent Gross Value	RQL = 6	<0.22	UG/L		GRAB
1,1,1-Trichloro- ethane 34506 Effluent Gross Value	RQL = 6	<0.17	UG/L		GRAB
1,1,2-Trichloro- ethane 34511 Effluent Gross Value	RQL = 6	<0.18	UG/L		GRAB
1,1,2,2-Tetrachloro- ethane 34516 Effluent Gross Value	RQL = 10	<0.18	UG/L		GRAB
1,2-Dichloropropane 34541 Effluent Gross Value	RQL = 5	<0.17	UG/L		GRAB
1,2-trans-Dichloro- ethylene 34546 Effluent Gross Value	RQL = 4	<0.14	UG/L		GRAB
2-Chloroethyl Vinyl Ether (Mixed) 34576 Effluent Gross Value		<0.73	UG/L		GRAB
Bromodichloromethane 38693 Effluent Gross Value	RQL = 5	<0.14	UG/L		GRAB
Vinyl Chloride 39175 Effluent Gross Value	RQL = 10	<0.19	UG/L		GRAB
Trichloroethylene 39180 Effluent Gross Value	RQL = 1	<0.16	UG/L		GRAB
Methoxychlor 39480 Effluent Gross Value		<0.0032	UG/L		COMP24
N-Nitrosodi- n-butylamine 73609 Effluent Gross Value		<0.67	UG/L		COMP24
Chloroethane 85811 Effluent Gross Value		<0.19	UG/L		GRAB

Comments: If there are any questions regarding the monitoring report form, please contact Heather Genievich of the Bureau of Surface Water Permitting at (609) 292-4860.

Consolidated Waste Characterization Report

PI 46815

PERMIT NUMBER: NJ0025411 MONITORED LOCATION: 461A DSN 461A - DSW MONITORING PERIOD: 7/1/2015 TO 6/30/2016 FACILITY NAME: HOPE CREEK GENERATING STATION

SAMPLE DATE OF REPORT: 4/19/16

PARAMETER	QL	REPORTED VALUE	UNITS	REMARK CODE	SAMPLE TYPE
Parachloro-m- cresol 34452 Effluent Gross Value		<0.99	UG/L		COMP24
Phenols 46000 Effluent Gross Value		42	UG/L		GRAB
Delta BHC, Total (ug/l) 34259 Effluent Gross Value	RQL = 0.02	<0.0025	UG/L		COMP24
Endosulfan Sulfate 34351 Effluent Gross Value	RQL = 0.08	<0.0029	UG/L		COMP24
Beta Endosulfan 34356 Effluent Gross Value	RQL = 0.04	<0.0024	UG/L		COMP24
Alpha Endosulfan 34361 Effluent Gross Value	RQL = 0.02	<0.0028	UG/L		COMP24
Endrin Aldehyde 34366 Effluent Gross Value	RQL = 0.1	<0.0029	UG/L		COMP24
2,3,7,8-Tetrachloro- dibenzo-p-dioxin 34675 Effluent Gross Value		<0.000000835	UG/L		COMP24
4,4'-DDT(p,p'-DDT) 39300 Effluent Gross Value	RQL = 0.06	<0.0028	UG/L		COMP24
4,4'-DDD(p,p'-DDD) 39310 Effluent Gross Value	RQL = 0.04	<0.0021	UG/L		COMP24
4,4'-DDE(p,p'-DDE) 39320 Effluent Gross Value	RQL = 0.04	<0.0034	UG/L		COMP24
Aldrin 39330 Effluent Gross Value	RQL = 0.04	<0.0034	UG/L		COMP24
Alpha BHC 39336 Effluent Gross Value	RQL = 0.02	<0.0033	UG/L		COMP24
Beta BHC 39338 Effluent Gross Value	RQL = 0.04	<0.0032	UG/L		COMP24
Chlordane 39350 Effluent Gross Value	RQL = 0.2	<0.063	UG/L		COMP24
Dieldrin 39380 Effluent Gross Value	RQL = 0.03	<0.0020	UG/L		COMP24
Endosulfans, Total (alpha and beta) 39388 Effluent Gross Value		<0.0052	UG/L		COMP24
Endrin 39390 Effluent Gross Value	RQL = 0.04	<0.0028	UG/L		COMP24
Toxaphene 39400 Effluent Gross Value	RQL = 1	<0.10	UG/L		COMP24
Heptachlor 39410 Effluent Gross Value	RQL = 0.02	<0.0021	UG/L		COMP24
Heptachlor Epoxide 39420 Effluent Gross Value	RQL = 0.4	<0.0036	UG/L		COMP24
2-Chlorophenol 34586 Effluent Gross Value	RQL = 20	<0.91	UG/L		COMP24
2-Nitrophenol 34591 Effluent Gross Value	RQL = 18	<1.1	UG/L		COMP24

Comments: If there are any questions regarding the monitoring report form, please contact Heather Genievich of the Bureau of Surface Water Permitting at (609) 292-4860.

Consolidated Waste Characterization Report

PI 46815

PERMIT NUMBER: NJ0025411 MONITORED LOCATION: 461A DSN 461A - DSW MONITORING PERIOD: 7/1/2015 TO 6/30/2016 FACILITY NAME: HOPE CREEK GENERATING STATION

SAMPLE DATE OF REPORT: 4 | 19 | 16

PARAMETER	QL	REPORTED VALUE	UNITS	REMARK CODE	SAMPLE TYPE
2,4-Dichlorophenol 34601 Effluent Gross Value	RQL = 10	<1.4	UG/L		COMP24
2,4-Dimethylphenol 34606 Effluent Gross Value	RQL = 13.5	<2.7	UG/L		COMP24
2,4-Dinitrophenol 34616 Effluent Gross Value	RQL = 40	<1.7	UG/L		COMP24
2,4,6-Trichloro-phenol 34621 Effluent Gross Value	RQL = 20	<1.0	UG/L		COMP24
4-Chlorophenyl phenyl ether 34641 Effluent Gross Value	RQL = 21	<0.41	UG/L		COMP24
4-Nitrophenol 34646 Effluent Gross Value	RQL = 12	<1.3	UG/L		COMP24
4,6-Dinitro-o-cresol 34657 Effluent Gross Value	RQL = 60	<1.4	UG/L		COMP24
Phenol Single Compound 34694 Effluent Gross Value	RQL = 10	<0.44	UG/L		COMP24
Pentachlorophenol 39032 Effluent Gross Value	RQL = 30	<1.5	UG/L		COMP24
Lab Certification # 99999 Lab		12129			NOT AP
Lab Certification # 99999 Lab		NC100			NOT AP
Lab Certification # 99999 Lab					NOT AP
Lab Certification # 99999 Lab					NOT AP
Lab Certification # 99999 Lab					NOT AP

Comments: If there are any questions regarding the monitoring report form, please contact Heather Genievich of the Bureau of Surface Water Permitting at (609) 292-4860.