



Entergy Operations, Inc.  
P. O. Box 756  
Port Gibson, MS 39150

James Nadeau  
Manager, Regulatory Assurance  
Grand Gulf Nuclear Station  
Tel. (601) 437-2103

GNRO-2016/00033

June 20, 2016

U.S. Nuclear Regulatory Commission  
Attn: Document Control Desk  
Washington, DC 20555-0001

SUBJECT: 2016 Inservice Inspection Summary Report  
Grand Gulf Nuclear Station, Unit 1  
Docket No. 50-416  
License No. NPF-29

Dear Sir or Madam:

Entergy Operations Inc. (Entergy), is submitting the Owner's Activity Report, OAR-1-00013, as required by Section XI of the American Society for Mechanical Engineers (ASME) Code. The report was prepared and submitted in accordance with the requirements of ASME Code Case N-532-4 as authorized by the Nuclear Regulatory Commission. The attached report contains an overall summary of Inservice Inspections performed from March 2014 to March 2016 which encompasses portions of the Second and Third Periods of the Third Interval. The Second Period of the Third Interval began in June 2011 and ended May 2014. The Third Period of the Third Interval began in June 2014 and ends in May of 2017.

This letter contains no new commitments. Should you have any questions or require additional information, please contact Ken Baker at 601-437-6204.

Sincerely,

A handwritten signature in black ink, appearing to read "James Nadeau".

JJN/tmc

Attachment: Owner's Activity Report, Report Number OAR-1-00013

cc: (see next page)

cc: U.S. Nuclear Regulatory Commission  
ATTN: Mr. Jim Kim, NRR/DORL (w/2)  
Mail Stop OWFN 8 B1  
Rockville, MD 20852-2738

U.S. Nuclear Regulatory Commission  
ATTN: Mr. Marc Dapas (w/2)  
Regional Administrator, Region IV  
1600 East Lamar Boulevard  
Arlington, TX 76011-4511

NRC Senior Resident Inspector  
Grand Gulf Nuclear Station  
Port Gibson, MS 39150

Attachment to GNRO-2016/00033

Owner's Activity Report, Report Number OAR-1-00013

REPORT NUMBER OAR-1-00013

INSERVICE INSPECTION SUMMARY REPORT

FOR

GRAND GULF NUCLEAR STATION UNIT 1

BALD HILL ROAD

PORT GIBSON, MS. 39150

COMMERCIAL OPERATION DATE: JULY 1, 1985

OWNER/OPERATOR

ENTERGY OPERATIONS, INC.

ECHELON ONE

P.O. BOX 31995

JACKSON, MS. 39286-1995


PREPARED BY

  
RESPONSIBLE ENGINEER

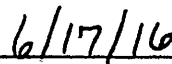
APPROVED BY

  
ANII INSPECTOR

APPROVED BY

 6/17/16  
SUPERVISOR, CODE PROGRAMS

DOCUMENT COMPLETION

  
DATE

# FORM OAR-1 OWNER'S ACTIVITY REPORT

Report Number OAR-1-00013

Plant Grand Gulf Nuclear Station, Bald Hill Road, Port Gibson, MS 39150

Unit No. 1 Commercial Service Date July 1, 1985 Refueling Outage No. 20

Current Inspection Interval 3<sup>rd</sup>

Current Inspection Period 3<sup>rd</sup>

Edition and Addenda of Section XI applicable to the inspection plans 2001 Edition with 2003 Addenda


Date and revision of Inspection plans SEP-ISI-GGN-001, Rev. 2, Effective Date 2/1/2016; SEP-CISI-102, Rev. 1, Effective Date 2/10/2014.

Edition and Addenda of Section XI applicable to the repair/replacement activities, if different than the inspection plans  
NONE

Code Cases used: N-532-4, N-532-5, N-416-2, N-240, N-241

## CERTIFICATE OF CONFORMANCE

I certify that (a) the statements made in this report are correct; (b) the examinations and tests meet the Inspection Plan as required by the ASME Code, Section XI; and (c) the repair/replacement activities and evaluations supporting the completion of RF20 conform to the requirements of Section XI.

R/R Coordinator:  Date: 6-17-16

## CERTIFICATE OF INSERVICE INSPECTION

I, the undersigned, holding a valid commission issued by the National Board of Boiler and Pressure Vessel Inspectors and the State or Providence of Mississippi and employed by HSBCT of Hartford, CT, have inspected the items described in this Owners Activity Report and state that, to the best of my knowledge and belief, the Owner has performed all the activities represented in this report in accordance with the requirements of Section XI.

By signing this certificate neither the Inspector nor his employer makes any warranty, expressed or implied, concerning the activities described in this report. Furthermore, neither the Inspector nor his employer shall be liable in any manner for any personal injury or property damage or loss of any kind arising from or connected with this inspection.

ANII Signature:  (Inspectors Signature)

Commissions: NB7717 ABIN 15 M59676 (National Board, State, Province, and Endorsements)

Date: 6-17-16

TABLE 1  
ITEMS WITH FLAWS OR RELEVANT CONDITIONS THAT REQUIRED EVALUATION FOR CONTINUED SERVICE

<b>Examination Category and Item Number</b>	<b>Item Description</b>	<b>Evaluation Description</b>
None	None	None

**TABLE 2**  
**ABSTRACT OF REPAIR/REPLACEMENT ACTIVITIES REQUIRED FOR CONTINUED SERVICE**

Code Class	Item Description	Description of Work	Date Completed	Repair/Replacement Plan Number
3	1P41F390B In-line Check Valve	Install new valve and piping per ER-2003-0315	2/9/15	64255
1	Main Steam Relief Valve (Serial Number 160824)	Replace Helical-Coil thread inserts as required on Valve S/N 160824	7/22/14	112441
1	1B13D008HA Control Rod Drive Mechanisms	Replace Control Rod Drive Cap Screws	6/18/14	128905
3	SSW Blower 1P41C003A Drain Line	Fabrication and Installation of 1 1/4" Pipe HBC-407	11/16/10	132754
2	Check Valve Q1P52F122	Replacement of existing carbon steel swing check valve	8/17/10	141819
3	Jacket Water Cooler for HPCS DG (1P81B001A)	Weld build up on ersoin in cooler	7/14/14	142576
3	HPCS Diesel Generator Jacket Water Cooler	Installation of smaller orifices in the flow path to the Jacket Water Cooler to increase flow to HPCS Room Cooler.	9/24/09	163414
1	Main Steam Relief Valve Serial Number 160838	Replace loose Helical-coil	12/14/11	182242
3	SSW "B" Pump Discharge Safety Relief Valve	Replace valve due to surface corrosion in conjunction with piping replacement	2/9/12	205289
3	SSW "A" Discharge Safety Relief Valve 1P41F299A	Replace piping, Flange, and Elbow	10/5/15	205432
3	SSW Cooling Tower "A" Fan "B" Gearbox Oil Drain Line	Replace spool piece between threaded connection to gearbox and hex-nut threaded union	11/16/10	219068
2	Gate Valve 1G36F101	Replace valve	1/7/15	246046
3	SSW Valve 1P41F018A	Replace Valve	6/24/14	261391
2	1C41F029A/B Valve	Replace Nozzle on Valve	6/14/16	266396

3	Q1P41G011C08 Hanger in SSW Basin	Replace stud and nut in hanger	6/23/14	285492
3	SZ51F073B Valve	Replace Stem, Disc, and Cage on valve	6/13/16	313515
2	1E51F018 Valve	Replace Nozzle and Disc	8/6/14	320035
3	24"-HBC-82 Piping	Replace Studs and Nuts	6/16/14	324339
2	1E12G014R07 Snubber	Remove Snubber and Replace with New Snubber	6/6/14	343697
1	1B33G107R02 Snubber	Remove Snubber and Replace with New Snubber	5/5/14	350153
1	1B33G006S351B Snubber	Remove Snubber and Replace with New Snubber	5/5/14	350173
1	1E12G014R11S-2 Snubber	Remove Snubber and Replace with New Snubber	4/28/16	350213
3	SP41B001A Sparger Piping	Replace U-bolts, nuts, and washers on spray sparger piping	9/29/15	350284
3	24"-HBC-82 Piping	Replace flange bolt and nut assemblies	6/13/16	361629
2	1P71F149 4" Valve	Rework and Install New Valve	10/24/14	375211
1	1B33G106R01 Snubber	Remove Snubber and Replace with New Snubber	3/24/14	376840
3	1P41F008B	Replace nuts on check valve flange	7/23/14	381122
2	Flex Piping RCIC Suction Piping	Install tie-in from UCP to RCIC suction line from CST	3/18/16	382759
1	1B21F032B FW INL Check Valve	Open, inspect, and rework check valve 1B21F032B	6/1/16	383449
1	Q1B21G183R01 Snubber	Remove existing mechanical snubber and install Lisega Hydraulic	3/29/16	386049
3	Q1P41G011C01 Strut	Remove and replace Strut	8/11/14	388219



3	Q1P41G014C04 Strut in SSW B basin	Replace strut assembly and pins	6/17/16	388631
3	Flex Piping to SSW Loop "C" in Valve House "A"	Cut in a tee in the line 10"-HBC-84 (FLEX)	3/24/16	391693
3	Flex Piping to SSW Loop "C" in Div. III Diesel Generator	Install pipe support in accordance with EC- 50279 (FLEX)	3/23/16	391694
2	6"-HBD-1853 RCIC Cross-tie Connection	Weld in new valve and piping from EC-50278 (FLEX)	3/18/16	391930
3	Flex hanger Q1M41G001C01	Install new hanger in accordance with EC- 51118, and remove 2 existing hangers (FLEX)	5/21/15	393591
2	1E21F011 LPCS Min Flow to Suppression Pool	Replace Valve in Unit 1 with Valve from Unit 2	6/16/16	398999
2	Q1E21G001R10 Strut	Rework Paddle on Strut	6/16/16	398999-01
2	1E21F011 LPCS Min Flow to Suppression Pool	Prefab Welding of Lugs to Piping	6/16/16	398999-02
3	SSW "A" Sparger Piping	Replace U-bolts, nuts, and washers on Spray Sparger Piping	11/3/15	399876
1	Control Rod Drive Mechanisms	Replace Flange Cap Screws	6/17/16	402657
1	Main Steam Relief Valve Serial Number 16080 & 160828	Replace main valve body and seat assembly on 160828 with parts from 160806	6/9/16	403234
1	Main Steam Relief Valve Serial Number 160800	Remove and replace Helical-coil	6/9/16	403234-07
1	Main Steam Relief Valve Serial Number 160822	Remove and replace Helical-Coils	6/9/16	403234-08
1	Main Steam Relief Valve Serial Number 160821	Remove and replace Helical-Coil	6/9/16	403234-09
1	Main Steam Relief Valve Serial Number 160809	Remove and replace Helical-Coil	6/6/16	403234-11

1	Main Steam Relief Valve Serial Number 160820	Remove and replace Helical-Coils	6/6/16	403234-13
1	Main Steam Relief Valve Serial Number 160810	Remove and replace Helical-Coil	6/9/16	403234-14
1	Main Steam Relief Valve Serial Number 160835	Remove and replace Helical-Coil	6/9/16	403234-15
1	Main Steam Relief Valve Serial Number 160812	Remove and replace Helical-Coils	6/8/16	403234-16
1	Main Steam Relief Valve Serial Number 160844	Remove and replace Helical-Coils	6/8/16	403234-17
1	Main Steam Relief Valve Serial Number 160828	Remove and replace Helical-Coil	6/9/16	403234-18
2	2E12F028B CTMT SPR B Sparger Inlet Valve	Replace Bonnet with Bonnet removed from Unit 2	6/1/16	411238
3	Q1P41G011C01 Strut	Remove and replace Strut	6/13/16	419485
3	Q1P41G010R03 Strut	Remove and replace strut	6/14/16	419485-09
3	QSP41G013C04 Strut in SSW B	Remove and replace North Strut	6/8/16	419967
1	Q1B21G382R02 Snubber	Remove and replace snubber	4/7/16	421747
1	Q1B21G384R01 Snubber	Remove and replace snubber	4/11/16	421748
1	Q1B33G112R01 Snubber	Remove and replace snubber	5/18/16	421752
1	Q1B33G322R01 Snubber	Remove and replace snubber	5/17/16	421753

1	Q1E31G174R01 Snubber	Remove and replace snubber	4/28/16	421754
1	Q1B21G361C03 Snubber	Remove and replace snubber	5/19/16	422355
1	Q1B33G3118R01 Snubber	Remove and replace snubber	5/19/16	422356
1	Q1B21G153R01 Snubber	Remove and replace snubber	4/7/16	422357
1	Q1B21G139R01 Snubber	Remove and replace snubber	5/19/16	422358
1	Q1B33G262R01 Snubber	Remove and replace snubber	4/28/16	422359
1	Q1E31G178R09 Snubber	Remove and replace snubber	5/18/16	422449
1	Q1B21G183R01 Snubber	Remove and replace snubber	6/1/16	422450
1	Q1B21G382R02 Snubber	Remove and replace snubber	5/18/16	422451
1	1B33G006S305B Snubber	Remove and replace snubber	4/7/16	423223
1	Q1E12G012R05 Snubber	Remove and replace snubber	5/17/16	423287
2	Q1E12G014R10 Snubber	Remove and replace snubber	5/16/16	423290
1	Q1E21G002R05 Snubber	Remove and replace snubber	4/28/16	423303
1	Q1E12G013R03 Snubber	Remove and replace snubber	5/16/16	423305
1	Squib Valve 1C41F004A	Replace fired squib valve	5/18/10	51514837

1	1B21G152R03 Hanger	Replace flange and support bolting	7/9/14	52024646
1	Main Steam Relief Valves	Replace Main Steam Relief Valve Studs	6/2/16	52569086
2	1P52F122 Service Air to CNT Inboard Check Valve	Replace Valve Poppet, Seat, and Spring	6/14/16	52583792