








LEGEND

-  Safety Related Structure
-  River and Stream
-  Lake and Pond
-  Swamp and Marsh
-  LNP Site Boundary
-  Subbasin
-  County Boundary

Duke Energy Florida
**Levy Nuclear Plant
Units 1 and 2
Part 2, Final Safety Analysis Report**

LNP Site Subbasins

FIGURE 2.4.1-210