

Page 1 of 1
Date: 21 March, 2016

To:
Licensing Assistance Team
Division of Nuclear Materials Safety
U. S. Nuclear Regulatory Commission, Region I
2100 Renaissance Boulevard, Suite 100
King of Prussia, PA 19406-2713

Phone: 1-800-432-1156
FAX: 610-337-5269
Attn: NRC license amendment # 63

Licensee: DuPont
8480 DuPont Road
Washington, WV 26181

Br. J

REC'D 10329 15 AM 0557

Subject: Application for change on current NRC license No. 47-01876-01 *103006660*

Pending your approval, please make the following change to our NRC license. To remove R. F. Bonar, D. L. Bloomer, S. A. Middleton, Brent Kincaid and Walter B. Lucas and add licensee Bryan S. Monroe for which I have attached radiation safety training certificates.

License item change:

11. Licensed material shall be used by, or under the supervision of, **R. F. Bonar, D. L. Bloomer, S. A. Middleton, Brent Kincaid**, Herbert A. Whitlatch II, or **Walter B. Lucas Bryan S. Monroe**.
17. A. Installation, initial radiation surveys, relocation, and removal from service of the gauge shall be performed only by, **R. F. Bonar, D. L. Bloomer, S. A. Middleton, Brent Kincaid**, Herbert A. Whitlatch, II, **Walter B. Lucas, Bryan S. Monroe** or by persons specifically licensed by the U.S. Nuclear Regulatory Commission or an Agreement State to perform such services.

Attachment #1 Copy of training and experience for Bryan S. Monroe
Attachment #2 Copy of training and experience for non-routine maintenance

Approved by Gil Santiago, DuPont Area Superintendent *G. G. Santiago*

Sincerely, *Herb Whitlatch*

Herbert Whitlatch – RSO
DuPont
8480 DuPont Road
Washington WV 26181
Phone: (304) 863-2906
E-Mail herb.whitlatch@dupont.com

590544
NMSS/RGNI MATERIALS-002

Certificate of Completion

Bryan Scott Monroe

DuPont Washington, WV
has successfully completed

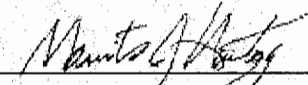
Radiation Safety Officer Training

conducted by VEGA Americas, Inc.
March 14-18, 2016

Subject matter covered based on NUREG 1556:

- Duties of the RSO
- Basic atomic theory
- Measurement and monitoring techniques
- Exposure calculations
- Biological effects of radiation
- Rules and regulations
- Leak test, shutter check
- Installation, relocation, and removal procedures
- Non-routine maintenance lab
 - Removing/reinstalling a source holder
- Hands on lab work
- Proper disposal practices
- Emergency procedures
- DOT radioactive shipping and receipt

VEGA



Maurits Hartog
Radiation Safety Officer



Kim Fultz
Manager of Learning Strategy

Level

Switching

Pressure

Density

Weight

Interface

Non-Routine Maintenance Training Checklist Procedures for Removing and Remounting a Source Holder

Trainee Name: Bryan Monroe

Company: DuPont


City/State: Washington, WV

Date(s) of Training: 3/17/16


Instructor: Maurits Hartog/Carmen DuVall/Scott Winters

All training based on NUREG 1556. Work can only be performed by those whose license gives the authority to perform non-routine maintenance

Preplanning	
<input checked="" type="checkbox"/>	Have a plan for the work
<input checked="" type="checkbox"/>	Review scope of work and the plan with all appropriate personnel (Pre-job Brief, JSA, JHA, etc.)
<input checked="" type="checkbox"/>	Know the weight of the source holder and any requirements for manpower or equipment to lift/carry the holder
<input checked="" type="checkbox"/>	Gather necessary tools and/or equipment
<input checked="" type="checkbox"/>	Survey meters
<input checked="" type="checkbox"/>	Leak test kits
<input checked="" type="checkbox"/>	Determine storage location
<input checked="" type="checkbox"/>	Review lock out/tag out procedures
<input checked="" type="checkbox"/>	Review controls for the storage location, including security, access, etc.
Removal from Service	
<input checked="" type="checkbox"/>	Follow company procedures to lock out the holder
<input checked="" type="checkbox"/>	Use survey meter to ensure that it is safe to continue
<input checked="" type="checkbox"/>	Unbolt and remove from the pipe/vessel
<input checked="" type="checkbox"/>	Store the locked holder in the designated storage area
Reinstalling the Holder	
<input checked="" type="checkbox"/>	Review scope of work and the plan with all appropriate personnel (Pre-job Brief, JSA, JHA, etc.)
<input checked="" type="checkbox"/>	Survey the holder in the storage area before moving it to the vessel location
<input checked="" type="checkbox"/>	Mount the holder onto the pipe/vessel
<input checked="" type="checkbox"/>	Follow company procedures to unlock the holder
<input checked="" type="checkbox"/>	Perform a leak test
<input checked="" type="checkbox"/>	Perform an occupancy survey if licensed; if not, verify initial occupancy survey
<input checked="" type="checkbox"/>	Document as required by company procedures

Trainee's Signature:  Date: 3/17/16

I hereby confirm that the above named person has performed the above checked tasks and demonstrated both an understanding of the requirements and an ability to perform the tasks.

Trainer's Signature:  Date: 3-17-16

This is to acknowledge the receipt of your letter application dated

03/21/2014, and to inform you that the initial processing which includes an administrative review has been performed.

47-01876-01 (Amendment)
 There were no administrative omissions. Your application was assigned to a technical reviewer. Please note that the technical review may identify additional omissions or require additional information.

Please provide to this office within 30 days of your receipt of this card

A copy of your action has been forwarded to our License Fee & Accounts Receivable Branch, who will contact you separately if there is a fee issue involved.

Your action has been assigned Mail Control Number 590544.
When calling to inquire about this action, please refer to this control number.
You may call us on (610) 337-5398, or 337-5260.