

I 5/15/78

REGULATORY INFORMATION DISTRIBUTION SYSTEM (RIDS)
DISTRIBUTION FOR INCOMING MATERIAL

50-269/270/287



REC: CASE E G
NRC

ORG: PARKER W O
DUKE PWR

DOC DATE: 05/08/78
DATE RCVD: 05/15/78

DOCTYPE: LETTER NOTARIZED: NO

COPIES RECEIVED

SUBJECT:

LTR 1 ENCL 1

FORWARDING REQUEST FOR RELIEF FROM AN ASME CODE SECTION IX TESTING REQUIREMENTS, PURSUANT TO 10CFR50 & 50.55A, CONCERNING TESTING OF A WELD ON A PIPE CONNECTED TO THE MAIN STEAM SYSTEM AT SUBJECT FACILITY... W/ATT SKETCH.

PLANT NAME: OCONEE - UNIT 1
OCONEE - UNIT 2
OCONEE - UNIT 3

REVIEWER INITIAL: XJM
DISTRIBUTER INITIAL: *me*

***** DISTRIBUTION OF THIS MATERIAL IS AS FOLLOWS *****

NOTES:
1. M. CUNNINGHAM - ALL AMENDMENTS TO FSAR AND CHANGES TO TECH SPECS

GENERAL DISTRIBUTION FOR AFTER ISSUANCE OF OPERATING LICENSE.
(DISTRIBUTION CODE A001)

FOR ACTION: BR CHIEF REID**W/7 ENCL

INTERNAL:

REG FILE**W/ENCL
I & E**W/2 ENCL
HANAUER**W/ENCL
EISENHUT**W/ENCL
BAER**W/ENCL
EEB**W/ENCL
J. MCGOUGH**W/ENCL


NRC PDR**W/ENCL
OELD**LTR ONLY
CHECK**W/ENCL
SHAO**W/ENCL
BUTLER**W/ENCL
J COLLINS**W/ENCL

EXTERNAL:

LPDR'S
WALHALLA, SC**W/ENCL
TIC**W/ENCL
NSIC**W/ENCL
ACRS CAT B**W/16 ENCL

DISTRIBUTION: LTR 40 ENCL 39
SIZE: 1P+2P+1P

CONTROL NBR: 781320199



***** THE END *****

REGULATORY DOCKET FILE COPY

DUKE POWER COMPANY

POWER BUILDING

422 SOUTH CHURCH STREET, CHARLOTTE, N. C. 28242

WILLIAM O. PARKER, JR.
VICE PRESIDENT
STEAM PRODUCTION

TELEPHONE: AREA 704
373-4083

May 8, 1978

Mr. Edson G. Case, Acting Director
Office of Nuclear Reactor Regulation
U. S. Nuclear Regulatory Commission
Washington, D. C. 20555

Attention: Mr. R. Reid, Chief
Operating Reactors Branch #4

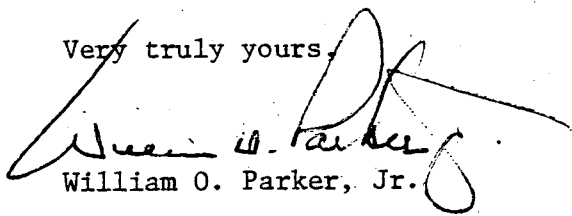
Re: Oconee Nuclear Station
Docket Nos. 50-269, -270, -287

Dear Mr. Case:

Pursuant to 10CFR50, §50.55a, the attached Request for Relief from an ASME Code Section XI Testing Requirement is submitted. This request concerns testing of a weld on a pipe connected to the main steam system at Oconee. Inasmuch as the main steam system is not designed to be supported with piping full of water, hydrostatic testing is not practical.

It is requested that this request be reviewed and approved to allow its use during the Oconee Unit 1 refueling outage this year.

Very truly yours,


William O. Parker, Jr.

RLG:vr
Attachment

RECEIVED
MAY 15 1978
REGULATORY DISTRICT

781320199

Aoor
5/11

DUKE POWER COMPANY
OCONEE NUCLEAR STATION

REQUEST FOR RELIEF FROM ASME CODE SECTION XI REQUIREMENT
DETERMINED TO BE IMPRACTICAL

1. Component for which relief is requested:

a. Name and Number

Unit 1 Main Steam (Duke System No. 01A(1))
Weld Number 50 is to be replaced.

b. Function

The Main Steam System carries steam energy from the steam generator to the main turbine and associated equipment. The weld to be replaced is a 1" socket weld on the inlet side of a manually operated steam drain valve. (See attached isometric drawing of area of concern)

c. ASME Section III Code Class

Class 2

d. Valve Category

Not applicable

2. ASME Section XI requirement that has been determined to be impractical:

ASME Boiler and Pressure Vessel Code Section XI, 1974 Edition, including 1975 Summer Addenda. Article IWC-5000, System Pressure Tests.

3. Basis for requesting relief:

The weld in question is not directly on the main steam header. Hydrostatic testing of the weld would require pressurizing the OTSG secondary side, main steam lines, and sections of the feedwater header. It would also require heatup of the OTSG and involve operation of many related systems. It is estimated that 7-8 days of down time would be required to perform this hydro. Additionally, the potential for damage is high, as the main steam system is not designed to be filled with water.

There have been no problems in the past with failures of System 01A(1) weld joints of this type. Basically, a hydrostatic test is performed to assure leak tightness of welds and to indicate gross flaws and incomplete work. With one weld involved, it is felt that a system leak test at operating conditions is as reliable as a hydrotest to assure leak tightness.

4. Alternate examinations:

An examination using the liquid dye penetrant technique along with ultrasonic testing will be performed, and an inservice leak test at operating pressure and temperature will be conducted.

5. Implementation:

These examinations will be performed at the time of weld replacement, either during 1978 refueling outage or an unscheduled outage occurring prior to that time.

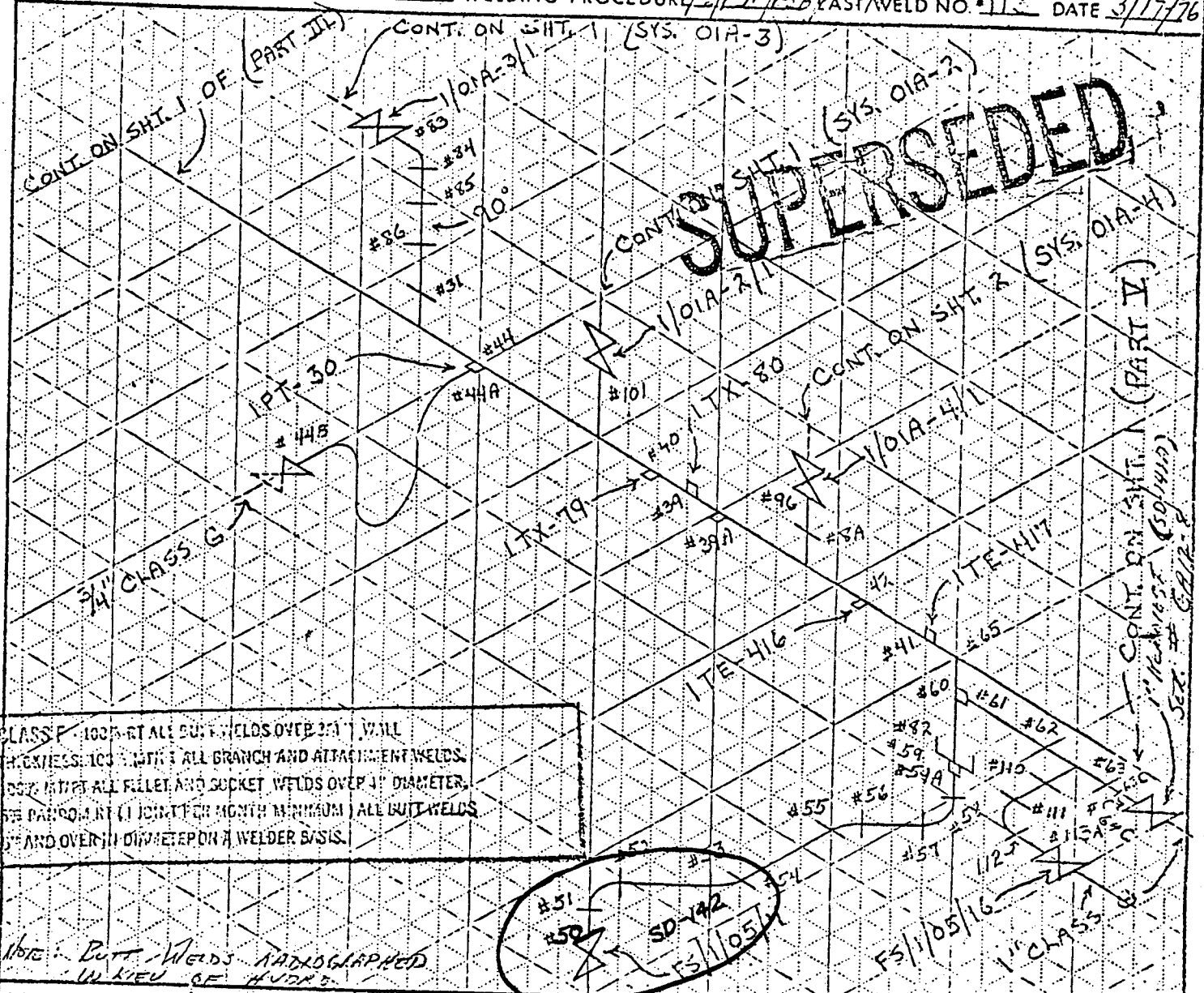
DUKE POWER COMPANY
CONSTRUCTION DEPARTMENT

MAINSTEAM "1A"

ISOMETRIC SKETCH PART IV OF V

PROJECT O'CONNOR SYSTEM OIA SUB SYSTEMS (1) UNIT 1 I.B. ISO. NO. 1 REV. NO. 8

CLASS F MATERIAL CFE WELDING PROCEDURE W-220 P-23 VAST/WELD NO. 113 DATE 3/17/76



SUPERSEDED

CLASS F - 100% RT ALL BUTT WELDS OVER 3/4" WALL THICKNESS. 100% RT ALL BRANCH AND ATTACHMENT WELDS. 100% RT ALL FILLET AND SOCKET WELDS OVER 1" DIAMETER. SEE PARAGRAPH (1) FOR MINIMUM ALL BUTT WELDS 3/4" AND OVER 1" DIAMETER ON A WELDER BASIS.

NOTE: BUTT WELDS RADIOGRAPHED IN VIEW OF WDR'S.

#51
#50
SD-142
FS/105/16

| REF. DWG. NOS. | SIZE X WALL THICKNESS | WELD NUMBERS | NDT CODE | ISO. REV. NO. | CHANGES | |
|----------------|-----------------------|---------------------|----------|---------------|-----------------|-------------------|
| | | | | | WELD NOS. | CHANGES WELD NOS. |
| 401 A | 12" φ X .562" | 31, 83-86 | 9/10 | 4 | SEE WTR. 32 | - 63A, 64A |
| 401 G | | | | | SEE WTR. 34 | - 63B, 64B |
| 401 H | 8" φ X .500" | 101 | 9/11 | 4 | SEE WTR. 35 | - 112, 113 |
| | 6" φ X .432" | 3A, 96, 65, 82 | 9/11 | 4 | 46-49 | + 112A, 113A |
| | 1" φ X .179" | 63C | 5 | 11 | + 110-113, 39A | - 112A, 63B, 64B |
| | 1 1/2" φ X .200" | 39-42 | 9/11 | 4 | 44A, 44B | + 112, 63, 64 |
| | 1" φ X .179" | 50-62, 51A, 110-111 | 1 | 11 | REVISION: 39-42 | ADD P-23 |
| 401-566 | | 112, 113A, 63, 64C | 1 | 11 | 42 EF | - 64 |
| 401-2A-1 | 3/4" φ X .150" | 44A, 44B, 44, 39A | 1 | 11 | - 63, 64 | + 63C, 64C |

*ALL WELD NUMBERS SHOWN ABOVE ARE PRECEDED BY THE ISO. NO.
 NOT Exception to weld 44, 39, 39A, 60, 602 code GW
 40, 42, 41, 65