

NRC DISTRIBUTION FOR PART 50 DOCKET MATERIAL
(TEMPORARY FORM)

CONTROL NO: 3763

FILE: Enviro

FROM: Duke Power Co. Charlotte, N.C. A.C. Thies		DATE OF DOC 4-4-75	DATE REC'D 4-7-75	LTR xxx	TWX	RPT	OTHER
TO: Mr. Angelo Gaimbusso		ORIG 1-signed	CC	OTHER	SENT AEC PDR <u>xxx</u>		
					SENT LOCAL PDR <u>xxx</u>		
CLASS	UNCLASS xxxxxx	PROP INFO	INPUT	NO CYS REC'D 1	DOCKET NO: 50-269, 270, and <u>287</u>		

DESCRIPTION:
Ltr reporting on March 8, 1975 eight of the condenser cooling water intake screens at the Oconee Nuclear Station were inspected trans the following

ENCLOSURES:
Enclosure L
Summary of Fish Impingement Data per Intake Screen

PLANT NAME: Oconee 1-2-3

FOR ACTION/INFORMATION 4--8-75 JGB

- | | | | |
|-------------------------|----------------------------|-------------------------------------|------------------------|
| BUTLER (L)
W/ Copies | SCHWENCER (L)
W/ Copies | ZIEMANN (L)
W/ Copies | REGAN (E)
W/ Copies |
| CLARK (L)
W/ Copies | STOLZ (L)
W/ Copies | DICKER (E)
W/2 Copies | LEAR (L)
W/ Copies |
| PARR (L)
W/ Copies | VASSALLO (L)
W/ Copies | KNIGHTON (E)
W/ Copies | SPELS
W/ Copies |
| KNIEL (L)
W/ Copies | PURPLE (L)
W/ Copies | YOUNGBLOOD (E)
W/ Copies | |

INTERNAL DISTRIBUTION

- | | | | | |
|---|--|--|--|--|
| <u>REG FILE</u>
NRC PDR
OGC, ROOM P-506A
GOSSICK/STAFF
CASE
GIAMBUSO
BOYD
MOORE (L)
DEYOUNG (L)
SKOVHOLT (L)
GOLLER (L) (Ltr)
P. COLLINS
DENISE
<u>REG OPR</u>
FILE & REGION (2)
T.R. WILSON
STEELE | <u>TECH REVIEW</u>
SCHROEDER
MACCARY
KNIGHT
PAWLICKI
SHAO
STELLO
HOUSTON
NOVAK
ROSS
IPPOLITO
TEDESCO
LONG
LAINAS
BENAROYA
VOLLMER | <u>ENVIRO</u>
MULLER
DICKER
KNIGHTON
YOUNGBLOOD
REGAN
PROJECT LDR
HARLESS | <u>LIC ASST</u>
R. DIGGS (L)
H. GEARIN (L)
E. GOULBOURNE (L)
<u>P. KREUTZER (E)</u>
J. LEE (L)
M. MAIGRET (L)
S. REED (E)
M. SERVICE (L)
<u>S. SHEPPARD (L)</u>
M. SLATER (E)
H. SMITH (L)
S. TEETS (L)
G. WILLIAMS (E)
V. WILSON (L)
R. INGRAM (L) | <u>A/T IND.</u>
BRAITMAN
SALTZMAN
MELTZ

<u>PLANS</u>
MCDONALD
CHAPMAN
DUBE (Ltr)
E. COUPE
PETERSON
HARTFIELD (2)
KLECKER
EISENHUT
WIGGINTON
<u>HANAUER</u> |
|---|--|--|--|--|

EXTERNAL DISTRIBUTION

- | | | |
|--|--|---|
| <u>T</u> - LOCAL PDR <u>Walhalla, S.C.</u> | <u>T</u> - TIC (ABERNATHY) <u>(1)(2)(10)</u> - NATIONAL LABS <u>ORNL</u> | 1 - PDR-SAN/LA/NY |
| <u>T</u> - NSIC (BUCHANAN) | 1 - W. PENNINGTON, Rm E-201 GT | 1 - BROOKHAVEN NAT LAB |
| 1 - ASLB | 1 - CONSULTANTS | 1 - G. ULRIKSON, ORNL |
| 1 - Newton Anderson | NEWMARK/BLUME/AGBABIAN | 1 - AGMED (RUTH GUSSMAN)
Rm B-127 GT |
| - ACRS HOLDING/SENT | | 1 - J. D. RUNKLES, Rm E-201
GT |

DUKE POWER COMPANY

POWER BUILDING

422 SOUTH CHURCH STREET, CHARLOTTE, N. C. 28201

A. C. THIES
SENIOR VICE PRESIDENT
PRODUCTION AND TRANSMISSION

P. O. Box 2178

April 4, 1975

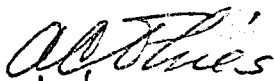
Mr. Angelo Giambusso, Director
Division of Reactor Licensing
U. S. Nuclear Regulatory Commission
Washington, D. C. 20555

Re: Oconee Nuclear Station
Docket Nos. 50-269, -270, -287

Dear Mr. Giambusso:

On March 28, 1975, eight of the 24 condenser cooling water (CCW) intake screens at the Oconee Nuclear Station were inspected. A total of approximately 12,000 small fingerling fish, weighing 29.75 kilograms, had collected on the screens. The fish, averaging 2.3 grams per fish, were removed from the screens and categorized, where possible, as to screen location, type, size, degree of decomposition, and weight. This information is tabulated in Enclosure 1. It is concluded that the mortality of these 29.75 kilograms of fish had an insignificant effect on fisheries resources in Lake Keowee.



Very truly yours,



A. C. Thies

ACT:vr
Enclosure

cc: Mr. H. J. Logan
S. C. Wildlife & Marine Resources Dept.



Enclosure 1

Summary of Fish Impingement Data

per Intake Screen

Oconee Nuclear Station

March 28, 1975

Screen #1A1

Total Fish Impinged - 2,896

<u>Species Composition</u>	<u>Size Groups</u>	<u>Decomposition*</u>	<u>Weight</u>
Bluegill - 61	2-4 cm - 1,133	Class 1 - 1	6,400 gms
Yellow perch - 332	4-6 cm - 1,332	Class 2 - 484	
Crappie - 1	6-8 cm - 356	Class 3 - 715	
Threadfin shad - 806	8-10cm - 75	Class 4 - 1,696	
Unidentified - 1,696			

Screen #1A2

Total Fish Impinged - 2,561

<u>Species Composition</u>	<u>Size Groups</u>	<u>Decomposition</u>	<u>Weight</u>
Bluegill - 47	2-4 cm - 1,173	Class 1 - 0	6,300 gms
Yellow perch - 259	4-6 cm - 1,095	Class 2 - 790	
Catfish - 1	6-8 cm - 272	Class 3 - 1,153	
Threadfin shad - 1,636	8-10cm - 20	Class 4 - 618	
Unidentified - 618	20-22cm - 1		

Screen #2A1

Total Fish Impinged - 2,856

<u>Species Composition</u>	<u>Size Groups</u>	<u>Decomposition</u>	<u>Weight</u>
Bluegill - 32	2-4 cm - 1,380	Class 1 - 0	6,400 gms
Yellow perch - 177	4-6 cm - 1,250	Class 2 - 304	
Threadfin shad - 300	6-8 cm - 223	Class 3 - 205	
Unidentified - 2,347	8-10cm - 3	Class 4 - 2,347	

Screen #2A2

Total Fish Impinged - 556

<u>Species Composition</u>	<u>Size Groups</u>	<u>Decomposition</u>	<u>Weight</u>
Bluegill - 27	2-4 cm - 107	Class 1 - 1	1,600 gms
Yellow perch - 75	4-6 cm - 311	Class 2 - 121	
Threadfin shad - 77	6-8 cm - 138	Class 3 - 57	
Unidentified - 377		Class 4 - 377	

Screen #3A1

No fish observed

Screen #3A2

No fish observed

Enclosure 1 (Cont'd.)

Screen #3B1

Total Fish Impinged - 1,388

<u>Species Composition</u>		<u>Size Groups</u>		<u>Decomposition</u>		<u>Weight</u>
Bluegill	- 40	2-4 cm	- 627	Class 1	- 5	2,850 gms
Yellow perch	- 186	4-6 cm	- 595	Class 2	- 349	
Crappie	- 1	6-8 cm	- 139	Class 3	- 204	
Threadfin shad	- 331	8-10cm	- 26	Class 4	- 830	
Unidentified	- 830	10-12cm	- 1			

Screen #3B2

Total Fish Impinged - 2,318

<u>Species Composition</u>		<u>Size Groups</u>		<u>Decomposition</u>		<u>Weight</u>
Bluegill	- 82	2-4 cm	- 902	Class 1	- 0	6,200 gms
Yellow perch	- 355	4-6 cm	- 1,026	Class 2	- 509	
Largemouth bass	- 1	6-8 cm	- 324	Class 3	- 418	
Threadfin shad	- 489	8-10cm	- 64	Class 4	- 1,391	
Unidentified	- 1,391	10-12cm	- 2			

- * Class 1 - No sign of decomposition
- Class 2 - Slightly decomposed
- Class 3 - Badly decomposed, identifiable
- Class 4 - Badly decomposed, unidentifiable