

NRC DISTRIBUTION FOR PART 50 DOCKET MATERIAL

FILE NUMBER

TO: Mr Rusche

FROM: Duke Power Company  
Charlotte, NC  
W O Parker Jr

DATE OF DOCUMENT  
5-27-76

DATE RECEIVED  
6-8-76

LETTER  
 ORIGINAL  
 COPY

NOTORIZED  
 UNCLASSIFIED

PROP INPUT FORM

NUMBER OF COPIES RECEIVED  
3 signed

DESCRIPTION

Ltr notarized 5-27-76....trans the following:

**DO NOT REMOVE**

**ACKNOWLEDGED**

PLANT NAME: Oconee 1-3

ENCLOSURE

Amdt to OL/Change to Tech Specs: Consisting of revisions to tech specs with regard to measurement & control of radioactive liquid & gaseous effluents.....(40 cys encl rec'd)

FOR ACTION/INFORMATION

6-9-76 ehf

ASSIGNED AD:	
BRANCH CHIEF:	Purple (5)
PROJECT MANAGER:	Zech
LIC. ASST.:	Sheppard

ASSIGNED AD:	
BRANCH CHIEF:	
PROJECT MANAGER:	
LIC. ASST.:	

INTERNAL DISTRIBUTION

<input checked="" type="checkbox"/> REG FILE	SYSTEMS SAFETY	PLANT SYSTEMS	ENVIRO TECH
<input checked="" type="checkbox"/> NRC PDR	HEINEMAN	TEDESCO	ERNST
<input checked="" type="checkbox"/> I & E (2)	SCHROEDER	BENAROYA	PALLARD
<input checked="" type="checkbox"/> OELD		LAINAS	SPANGLER
<input checked="" type="checkbox"/> GOSSICK & STAFF	ENGINEERING	IPPOLITO	
MIPC	MCCARY		SITE TECH
CASE	KNIGHT	OPERATING REACTORS	GAMILL
HANAUER	SIHWELL	STELLO	STEPP
HARLESS	PAWLICKI		HULMAN
		OPERATING TECH	
PROJECT MANAGEMENT	REACTOR SAFETY	EISENHUT	SITE ANALYSIS
POYD	ROSS	SHAO	VOLLMER
P COLLINS	NOVAK	EAER	BUNCH
HOUSTON	ROSZTOCZY	SCHWENCER	J. COLLINS
PETERSON	CHECK	GRIMES	KREGER
MELTZ			
HELTENES	AT & I	SITE SAFETY & ENVIRO	
SKOVHOLT	SALTZMAN	ANALYSIS	
	RUTBERG	DENTON & MULLER	

EXTERNAL DISTRIBUTION

CONTROL NUMBER

<input checked="" type="checkbox"/> LPDR: Wathalla, SC	NATL LAB	FROOKHAVEN NATL LAB
<input checked="" type="checkbox"/> TIC	REG. V-IE.	ULRIKSON (ORNL)
<input checked="" type="checkbox"/> NSIC	LA PDR	
<input checked="" type="checkbox"/> ASLB	CONSULTANTS	
<input checked="" type="checkbox"/> ACRS 16 HOLDING/SENT	TO LA Sheppard	

5813

# DUKE POWER COMPANY

POWER BUILDING



422 SOUTH CHURCH STREET, CHARLOTTE, N. C. 28242

WILLIAM O. PARKER, JR.  
VICE PRESIDENT  
STEAM PRODUCTION

TELEPHONE: AREA 704  
373-4083

May 27, 1976

**Regulatory Docket File**



Mr. Benard C. Rusche  
Director of Nuclear Reactor Regulation  
U. S. Nuclear Regulatory Commission  
Washington, D. C. 20555

Re: Oconee Nuclear Station  
Docket Nos. 50-269, -270, -287

Dear Mr. Rusche:

Pursuant to 10 CFR 50, §50.90, an amendment to the Oconee Nuclear Station Technical Specifications, Appendix A to Facility Operating Licenses DPR-38, -47, and -55 is requested. These proposed changes concern the measurement and control of radioactive liquid and gaseous effluents from the Oconee Nuclear Station. Proposed replacement pages for Technical Specifications 4.1 and 4.11 are included in Attachment 1.

The proposed changes to the specifications and the justifications are as follows:

1. Table 4.1-3, "Minimum Sampling Frequency"
  - a. All checks for gross beta and gamma activity have been deleted, and an isotopic analysis has been added to be performed on any tank prior to the release of effluents.
  - b. The list of liquid tanks to be sampled has been updated to include the condensate monitor and laundry-hot shower tank.
  - c. Requirements for analyzing Ba-La-140 and I-131 in liquid and gaseous samples have been deleted as the analysis for these nuclides is included in the gamma isotopic analysis.
  - d. Gamma isotopic sensitivities for the waste gas decay tanks, unit vent and Reactor Building Purge have been revised to include separate sensitivities for gases and for particulates and iodines.

5813

Mr. Benard C. Rusche

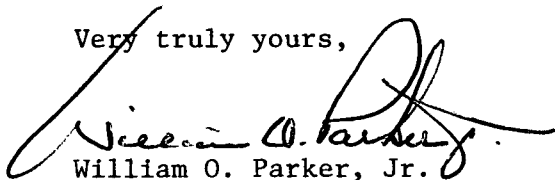
Page 2

May 27, 1976 .

2. Table 4.11-2, "Offsite Radiological Monitoring Program"
  - a. Water samples have been divided into two categories, water supply (raw) and water (other than raw water supply). A specific analysis of I-131 will be performed for water supply (raw).
  - b. Iodine-131 has been deleted from monthly and quarterly milk samples since it is performed weekly.
  
3. Table 4.11-3, "Analytical Sensitivities"
  - a. Table 4.11-3 has been revised to be consistent with current guidance. The Iodine-131 sensitivities of 1.5 pCi/l for raw water and 0.5 pCi/l for milk are considered sufficient to demonstrate that the effluent releases are within the Appendix I design objective annual exposure limit in the case of a single-unit site. See Mr. W. O. Parker's letter dated April 12, 1976 to Mr. S. J. Chilk, Secretary of USNRC, for additional information.
  - b. The sensitivity for animal samples has been deleted since this is no longer a part of the Oconee radiological sampling program.
  - c. The gross beta and alpha sensitivities for water have been revised to 1.0 and 0.5 pCi/l respectively since this is the lowest practical sensitivity which is achievable without unreasonably large volumes of sample water.

The above changes to the Oconee Nuclear Station radiological monitoring program are considered desirable to improve the program. In the interim until these changes are approved, all raw water supplies will be analyzed for Iodine-131 to a sensitivity of 1.5 pCi/l, and all gross beta and alpha for water will also be analyzed to a sensitivity of 1.0 and 0.5 pCi/l.

Very truly yours,



William O. Parker, Jr.

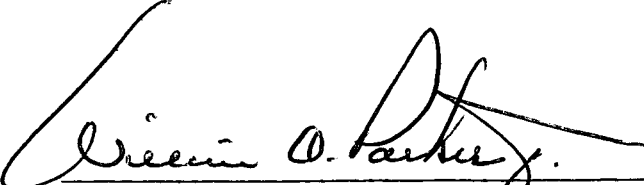
MST:mmb

Attachment

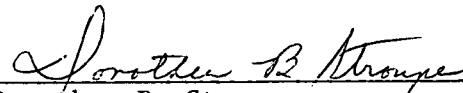
CC N. C. Moseley

Mr. Benard C. Rusche  
Page 3  
May 27, 1976


WILLIAM O. PARKER, JR. being duly sworn, states that he is Vice President of Duke Power Company; that he is authorized on the part of said Company to sign and file with the Nuclear Regulatory Commission this request for amendment of the Oconee Nuclear Station Facility Operating Licenses DPR-38, DPR-47 and DPR-55; and that all statements and matters set forth therein are true and correct to the best of his knowledge.

  
\_\_\_\_\_  
William O. Parker, Jr., Vice President

ATTEST:

  
\_\_\_\_\_  
Dorothea B. Stroupe  
Assistant Secretary

Subscribed and sworn to before me this 27th day of May 1976.

  
\_\_\_\_\_  
Notary Public

My Commission Expires:


  
\_\_\_\_\_  
October 24, 1977

TABLE 4.1-3 Cont.

MINIMUM SAMPLING FREQUENCY

<u>Item</u>	<u>Check</u>	<u>Frequency</u>	<u>Sensitivity of Waste Analysis in Lab</u>
	c. Gases by Gamma Isotopic Analysis	c. Weekly	c. $<10^{-4}$ $\mu\text{Ci/cc}$
10. Keowee Hydro Dam Dilution Flow	Measure Leakage Flow Rate	Annually	
11. Condenser Air Ejector Partition Factor	Measure Iodine Partition Factor in Condenser	One time if and when primary to secondary leaks develop	
12. Reactor Building	a. Gamma Isotopic Analysis	a. Each Purge	a. $<10^{-4}$ $\mu\text{Ci/cc}$ (gases) $<10^{-10}$ $\mu\text{Ci/cc}$ (particulates and iodines)
	b. Tritium	b. Each Purge	b. $<10^{-6}$ $\mu\text{Ci/cc}$
(1) When radioactivity level is greater than 10 percent of the limits of Specification 3.1.4, the sampling frequency shall be increased to a minimum of once each day.			
(2) $\bar{E}$ determination will be started when gross beta-gamma activity analysis indicates greater than 10 $\mu\text{Ci/ml}$ and will be redetermined for each 10 $\mu\text{Ci/ml}$ increase in gross beta-gamma activity analysis thereafter. A radiochemical analysis for this purpose shall consist of a quantitative measurement of 95 percent of the radionuclides in the reactor coolant with half lives greater than 30 minutes. This is expected to consist of gamma isotopic analysis of the primary coolant, including dissolved gaseous activities, radiochemical analysis for Sr-89 and Sr-90, and tritium analysis.			

4.1-12

TABLE 4.11-2

## OFFSITE RADIOLOGICAL MONITORING PROGRAM

Type Samples	Schedule	Analysis			
		Gross Alpha	Gross Beta	Gamma Analysis	Specific Nuclides
1. Water Supply (raw)	Monthly	x	x	x	$^{131}\text{I}$
	Quarterly	x	x	x	$^{89}\text{Sr}$ , $^{90}\text{Sr}$ , $^3\text{H}$
2. Water <sup>(3)</sup> (other than raw water supply)	Monthly <sup>(1)(2)</sup>	x	x	x	
	Quarterly	x	x	x	$^{89}\text{Sr}$ , $^{90}\text{Sr}$ , $^3\text{H}$
3. Airborne Particulates (including iodine)	Weekly				$^{131}\text{I}$
	Monthly	x	x	x	$^{89}\text{Sr}$ , $^{90}\text{Sr}$
4. Rain and Settled Dust	Monthly	x	x		
	Quarterly			x	
5. Radiation Dose and Dose Rate (mR, mR/hr)	Quarterly				
6. Lake Bottom and Shoreline Sediment including benthos	Semiannually (as available)			x	$^{60}\text{Co}$ , $^{89}\text{Sr}$ , $^{90}\text{Sr}$
7. Aquatic Vegetation and/or Plankton	Semiannually (as available)			x	$^{137}\text{Cs}$ , $^{40}\text{K}$ , $^{89}\text{Sr}$ , $^{90}\text{Sr}$
8. Terrestrial Vegetation-pasture grass, forage, and commercial crops	Quarterly (as available)			x	$^{137}\text{Cs}$ , $^{40}\text{K}$ , $^{131}\text{I}$
9. Milk	Weekly <sup>(4)</sup>				$^{131}\text{I}$
	Monthly <sup>(5)</sup> , Quarterly			x	$^{89}\text{Sr}$ , $^{90}\text{Sr}$ , $^{137}\text{Cs}$ , $^{40}\text{K}$ , $^3\text{H}$
10. Fish	Semiannually <sup>(6)</sup>			x	$^{89}\text{Sr}$ , $^{90}\text{Sr}$ , $^{137}\text{Cs}$ , $^{40}\text{K}$
11. Soil	Triennially			x	$^{89}\text{Sr}$ , $^{90}\text{Sr}$

NOTES: (1) Water supply samples will be composited weekly for monthly analyses.

(2) Record status of waste discharge operations at time of sampling for surface water samples.

(3) Surface water samples are to be collected closely following liquid discharge to allow for sufficient time for movement downstream in order to verify dilution, or monthly for continuous discharge.

(4) When animals are on pasture.

(5) Milk samples will be composited weekly for monthly analysis.

(6) When fish samples are available.

TABLE 4.1-3 Cont.

MINIMUM SAMPLING FREQUENCY

<u>Item</u>	<u>Check</u>	<u>Frequency</u>	<u>Sensitivity of Waste Analysis in Lab</u>
7. Low Activity Waste Tank, Condensate Test Tank, Condensate Monitoring Tank, Laundry-Hot Shower Tank	a. Gamma Isotopic Analysis including Dissolved Noble Gases	a. Prior to release of each batch	a. Gamma Nuclides $<5 \times 10^{-7}$ $\mu\text{Ci/ml}$ Dissolved Gases $<10^{-5}$ $\mu\text{Ci/ml}$
	b. Radiochemical Analysis Sr 89,90	b. Monthly	b. $<10^{-8}$ $\mu\text{Ci/ml}$
	c. Tritium	c. Monthly	c. $<10^{-5}$ $\mu\text{Ci/ml}$
	d. Gross Alpha Activity	d. Monthly	d. $<10^{-7}$ $\mu\text{Ci/ml}$
8. Waste Gas Decay Tank	a. Gamma Isotopic Analysis	a. Prior to release of each batch	a. $<10^{-4}$ $\mu\text{Ci/cc}$ (gases) $<10^{-10}$ $\mu\text{Ci/cc}$ (particulates and iodines)
	b. Tritium	b. Prior to release of each batch	b. $<10^{-6}$ $\mu\text{Ci/cc}$
9. Unit Vent Sampling	a. Iodine Spectrum <sup>(4)</sup>	a. Weekly	a. $<10^{-10}$ $\mu\text{Ci/cc}$
	b. Particulates <sup>(4)</sup>		
	1) Gamma Isotopic Analysis	1) Weekly Composite	1) $<10^{-10}$ $\mu\text{Ci/cc}$
	2) Gross Alpha Activity	2) Quarterly on a sample of one week duration	2) $<10^{-11}$ $\mu\text{Ci/cc}$
	3) Radiochemical Analysis Sr 89,90	3) Quarterly Composite	3) $<10^{-11}$ $\mu\text{Ci/cc}$

TABLE 4.11-3  
ANALYTICAL SENSITIVITIES

The sensitivity of the analyses for various radionuclides in representative samples is typically as follows:

Analysis	Water (pCi/l)	Airborne Particulate or Gas (pCi/m <sup>3</sup> )	Fish (pCi/kg, wet)	Milk (pCi/l)	Vegetation (pCi/kg, wet)	Soil (pCi/kg, dry)
gross beta	1	$1 \times 10^{-2}$				
gross alpha	0.5	$1 \times 10^{-3}$				
<sup>3</sup> H	330			330		
<sup>40</sup> K			1200	200	400	
<sup>54</sup> Mn	15		130			
<sup>59</sup> Fe	30		260			
<sup>58</sup> , <sup>60</sup> Co	15		130			
<sup>65</sup> Zn	30		260			
<sup>89</sup> Sr	10	$5 \times 10^{-3}$	40	10	40	600
<sup>90</sup> Sr	2	$1 \times 10^{-3}$	8	2	8	150
<sup>95</sup> Zr-Nb	10					
<sup>131</sup> I	1.5	$7 \times 10^{-2}$		0.5	80 <sup>(1)</sup>	
<sup>134</sup> , <sup>137</sup> Cs	15	$1 \times 10^{-2}$	130	15	100 <sup>(1)</sup>	150
<sup>140</sup> Ba-La	15			15		

The sensitivity of the radiation exposure measurements (gross gamma) is approximately 10mR for a three-month integrated exposure and .005mR/hr for exposure rate measurement.

(1) These sensitivities may vary depending on the water content of the vegetation samples.