







Precip. Int.  
(mm/hr)

-  >= 22
-  17 - 21
-  11 - 17
-  7 - 11
-  4 - 7
-  1 - 4

Dry Hours: 98.1

Reference: NCDC 2005, Local Climatological Data ,NCDC Local Climatological Data-  
Unedited, Online Individual Station, Hourly Surface Data, Greenville/Spartanburg, South  
Carolina, 1/01/2001 through 12/31/2005. Quality Controlled online data, Order No.  
W15119.

WLS COL 2.3-2

**WILLIAM STATES LEE III  
NUCLEAR STATION UNITS 1 & 2**

September Precipitation Rose  
(Percent of Total Observations)  
Greenville/Spartanburg, SC 2001-2005

FIGURE 2.3-256

Rev 0